



Weekly Market Information

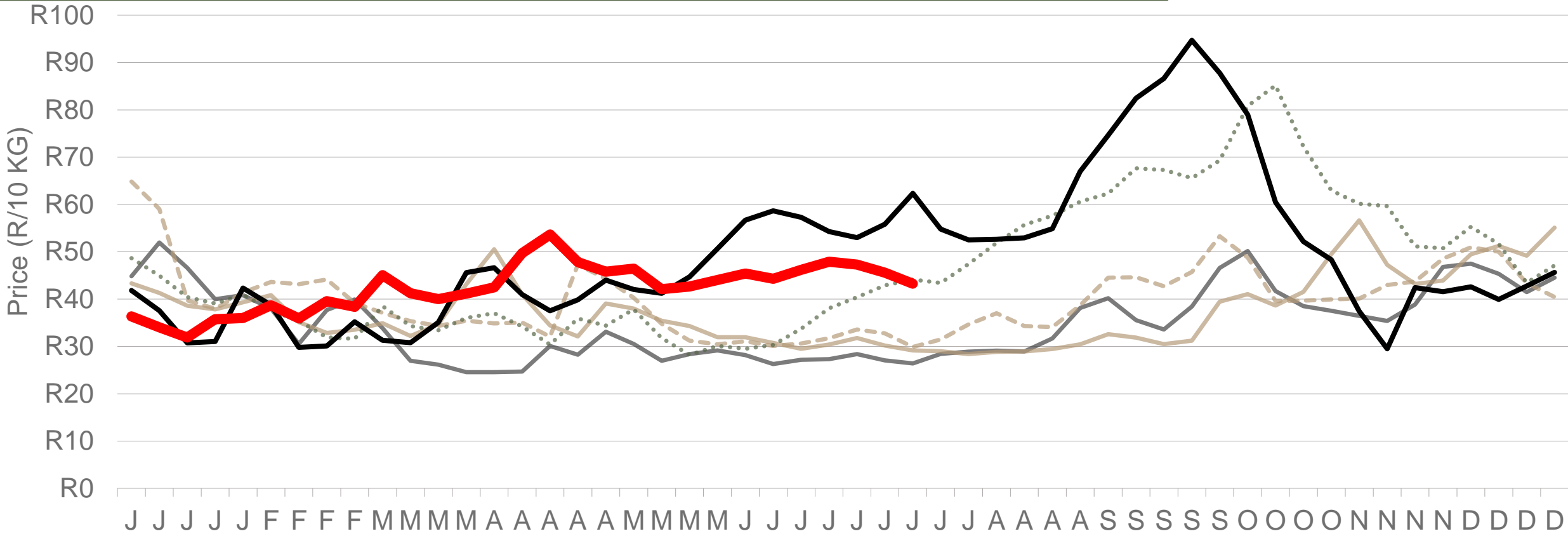
22 July 2022




Potatoes
Aartappels SA

www.potatoes.co.za

Average weekly price – all markets & all classes







— 2017
— 2018

Number of bags sold

8%
(Week on Week)






— 2019
— 2020
— 2021
— 2022

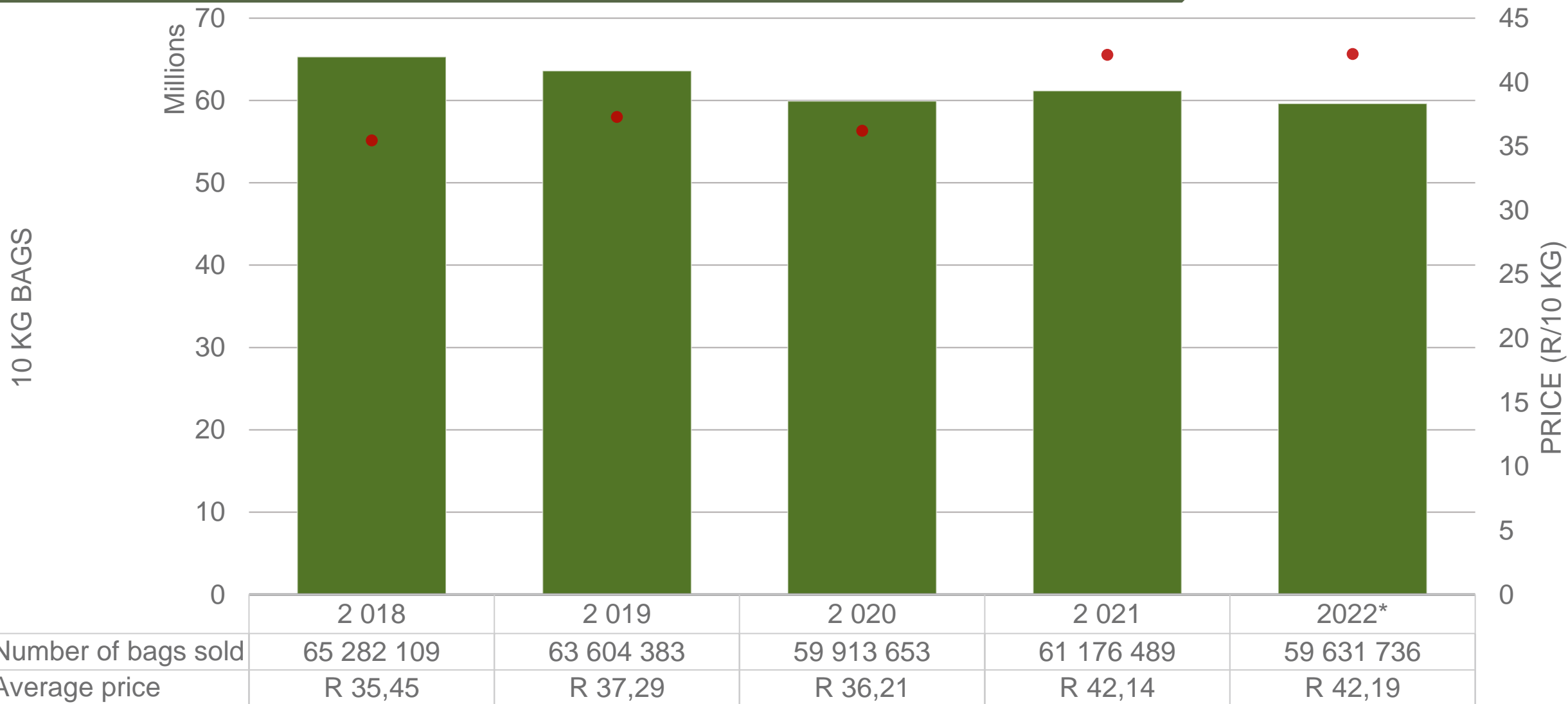
Average weekly price

5%
(Week on week)



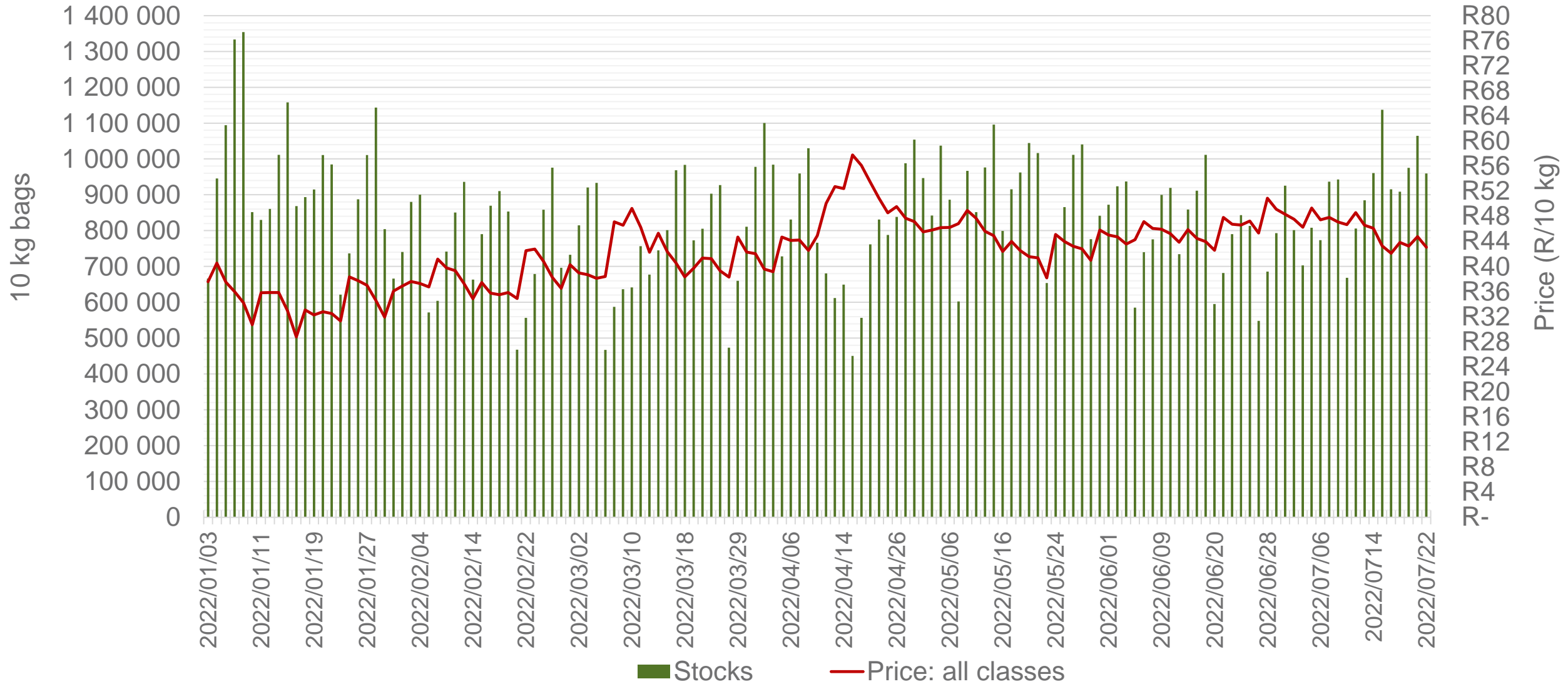
Data disclaimer: Potatoes SA does not take responsibility for the accuracy or interpretation of company data re-purposed by 3rd parties

Cumulative total number of 10 kg bags sold on markets: First twenty-nine weeks of the year 2022

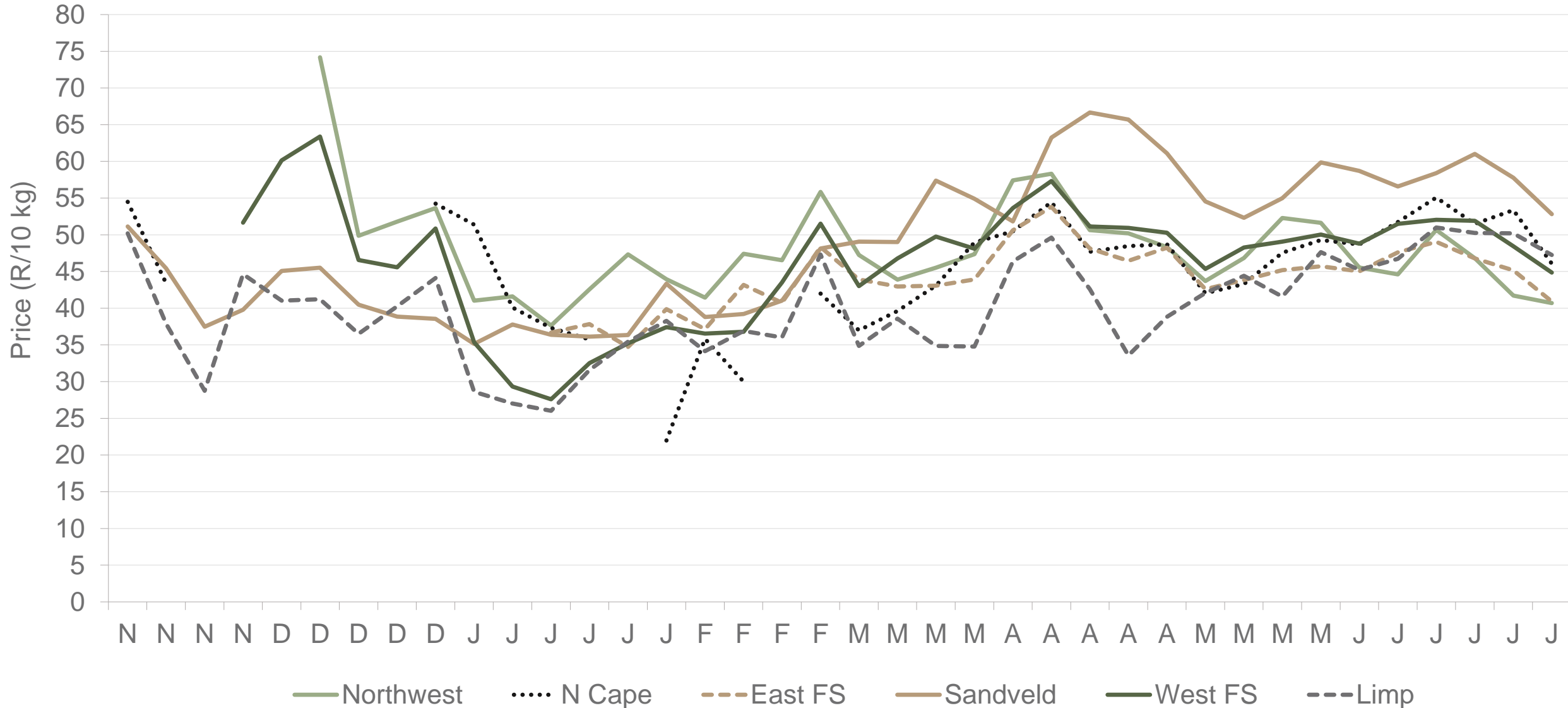


Sold 3 266 216 bags **less** than the **5-year average** (2018 to 2022) of the first 29 weeks of each year.

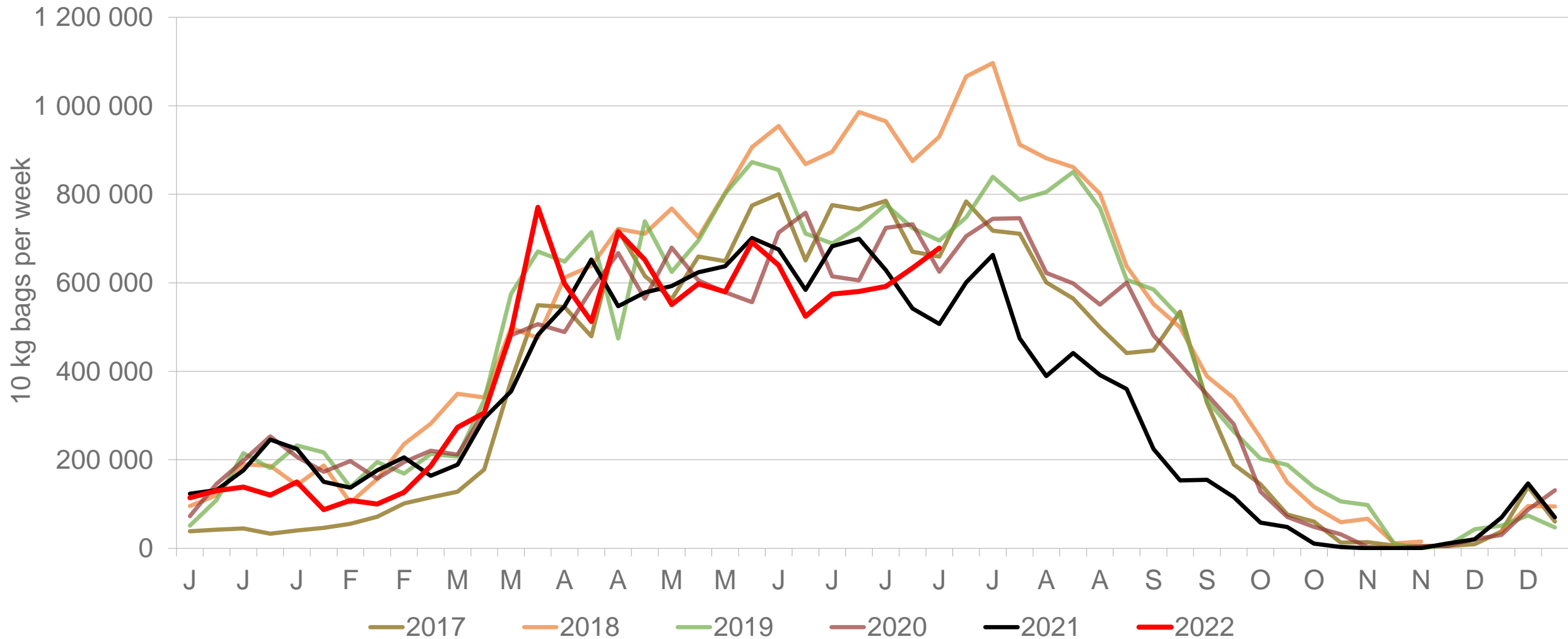
RSA daily Price versus Daily Available stocks (all classes & all sizes)



Average Class 1 Medium prices in regions

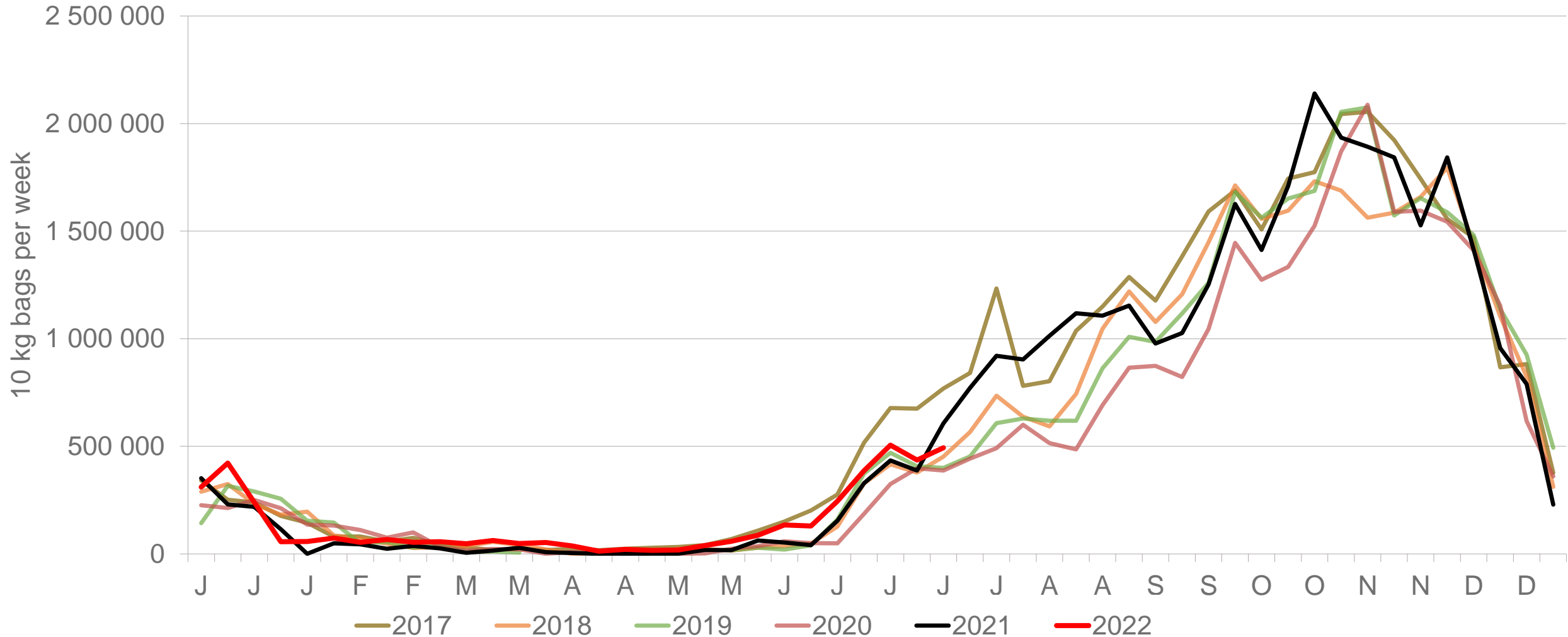


Western Free State : Amount of 10 kg bags per week sold on FPMs (all classes)



Sold 1 175 415 bags **less** than the **5-year average** (2017 to 2022) of the first 29 weeks of each year.

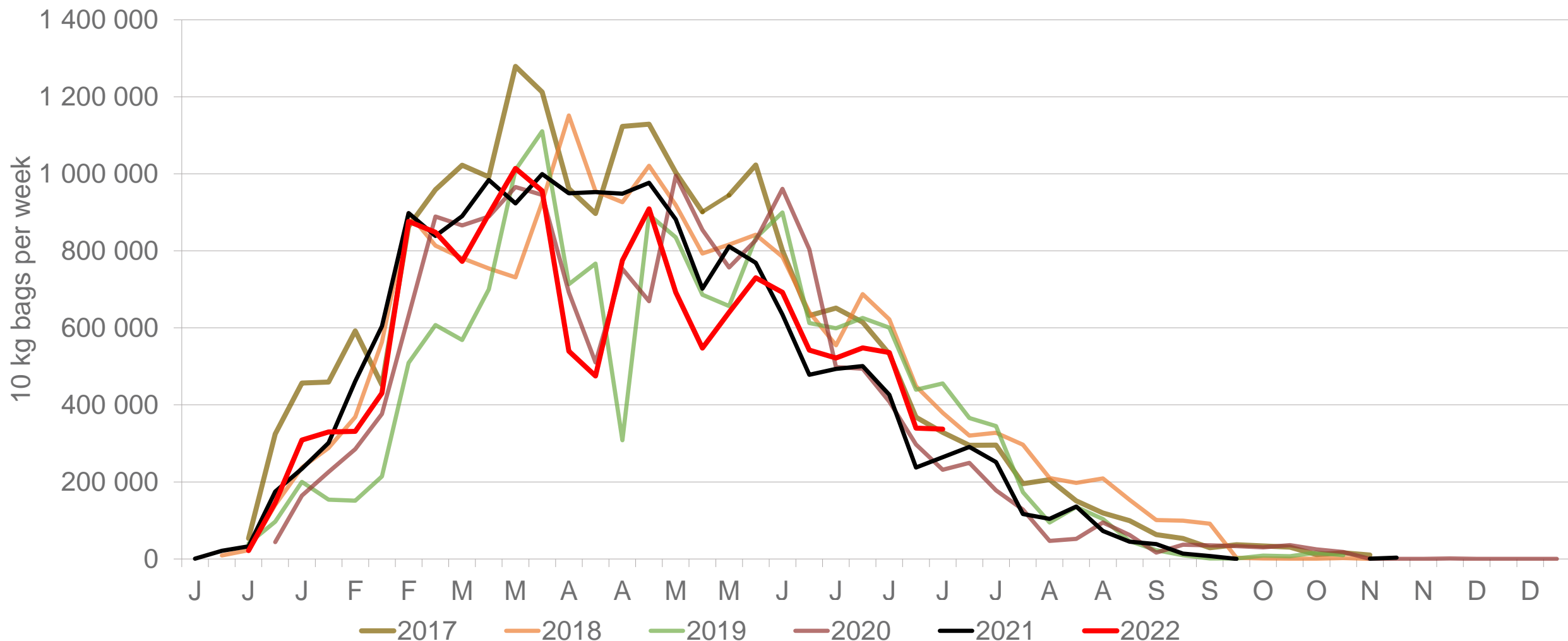
Limpopo: Amount of 10 kg bags per week sold on FPMs (all classes)



Sold 526 340 bags more than the **5-year average** (2017 to 2022) of the first 29 weeks of each year.

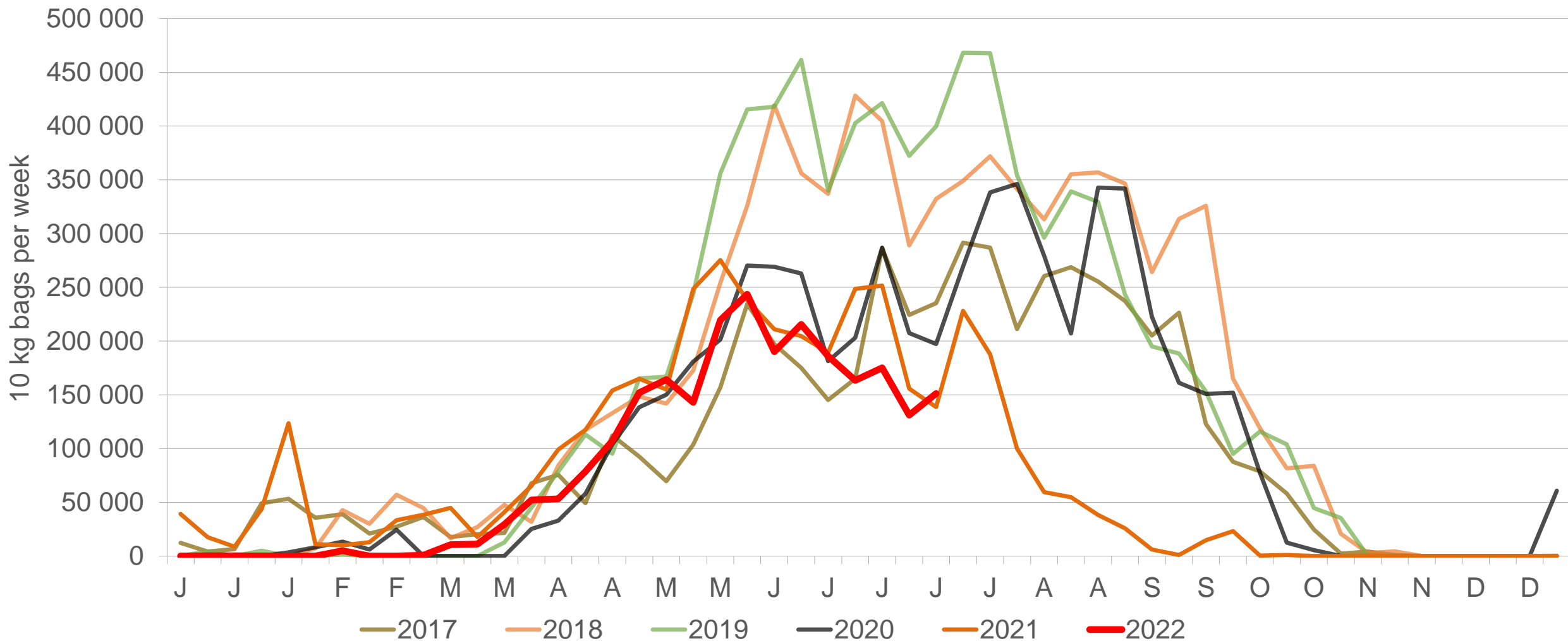
Data disclaimer: Potatoes SA does not take responsibility for the accuracy or interpretation of company data re-purposed by 3rd parties

Eastern Free State: Amount of 10 kg bags per week sold on FPMs (all classes)



Sold 1 717 446 bags **less** than the **5-year average** (2017 to 2022) of the first 29 weeks of each year.

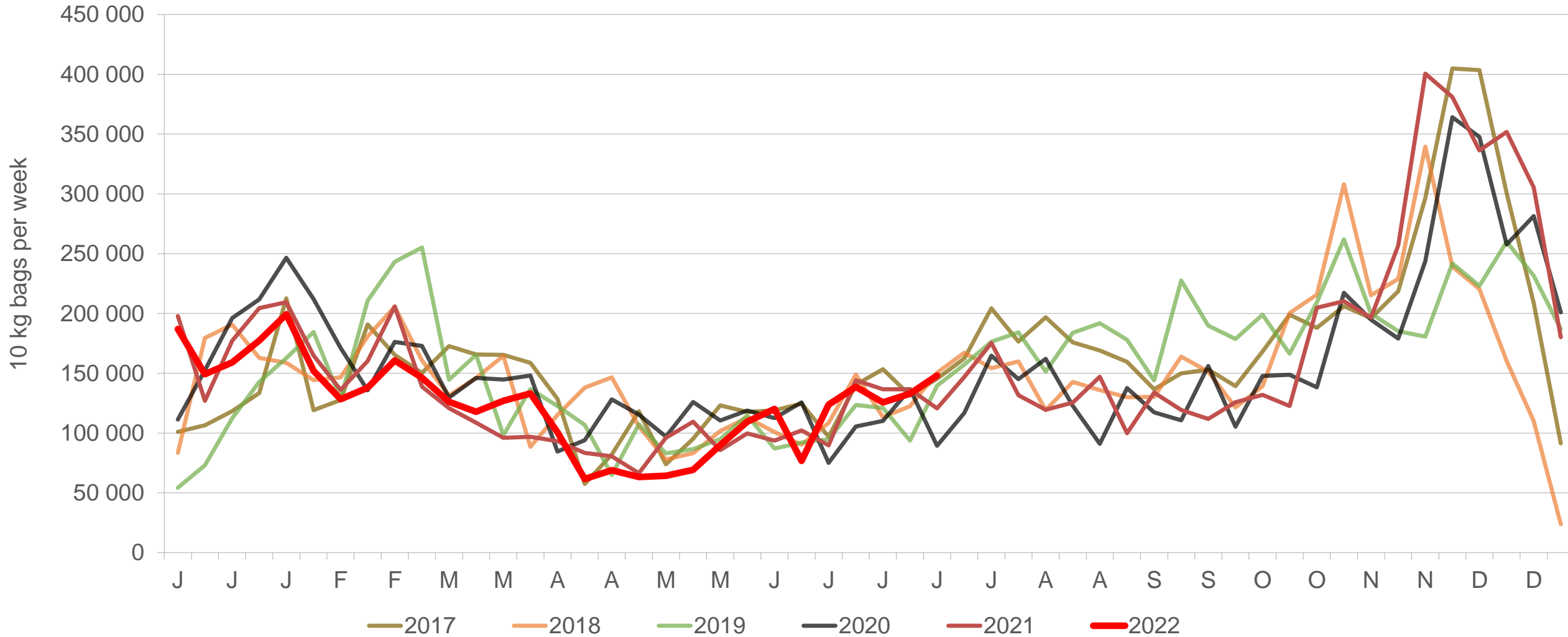
Northern Cape: Amount of 10 kg bags per week sold on FPMs (all classes)



Sold 1 054 115 bags **less** than the **5-year average** (2017 to 2022) of the first 29 weeks of each year.

Data disclaimer: Potatoes SA does not take responsibility for the accuracy or interpretation of company data re-purposed by 3rd parties

Sandveld: Amount of 10 kg bags per week sold on FPMs (all classes)



Sold 198 641 bags **less** than the **5-year average** (2017 to 2022) of the first 29 weeks of each year.

Data disclaimer: Potatoes SA does not take responsibility for the accuracy or interpretation of company data re-purposed by 3rd parties

KwaZulu-Natal: Amount of 10 kg bags per week sold on FPMs (all classes)



Sold 14 988 bags **less** than the **5-year average** (2017 to 2022) of the first 29 weeks of each year.

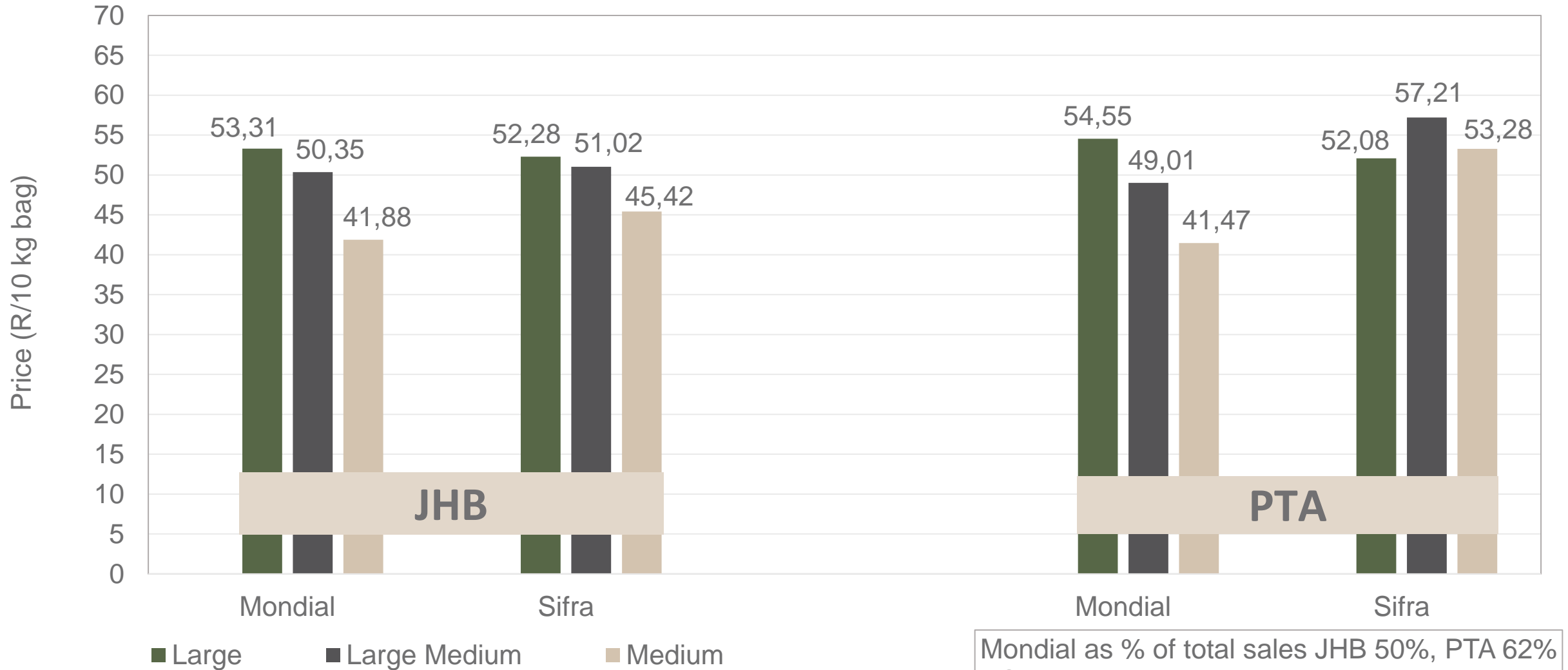
Average weekly prices and volumes for 10 kg bags of potatoes sold on selected markets from selected production regions



Klas & Grootte	Western Free State				Limpopo				Eastern Free State				Northern Cape				Sandveld		North Eastern Cape		All Regions	
	JOH		PRE		JOH		PRE		JOH		PRE		JOH		CAP		CAP		POR		All Markets	
	Volume	Prices	Volume	Prices	Volume	Prices	Volume	Prices	Volume	Prices	Volume	Prices	Volume	Prices	Volume	Prices	Volume	Prices	Volume	Prices	Volume	Prices
	10kg	R/10kg	10kg	R/10kg	10kg	R/10kg	10kg	R/10kg	10kg	R/10kg	10kg	R/10kg	10kg	R/10kg	10kg	R/10kg	10kg	R/10kg	10kg	R/10kg	10kg	R/10kg
1L	41 273	50,73	21 289	51,80	74 008	56,00	32 759	56,16	39 027	49,11	12 891	49,01	9 221	48,18	3 495	58,14	19 801	56,68	1 352	57,34	366 528	52,77
1L/M	57 477	49,47	30 968	50,27	57 441	52,65	25 237	52,80	23 479	45,69	13 966	44,56	8 113	45,58	3 016	53,96	36 048	54,41	1 908	50,45	387 153	50,13
1M	72 190	43,62	17 826	45,18	47 357	46,22	13 996	46,11	20 871	39,03	9 712	37,72	14 771	39,31	2 668	46,93	36 781	52,03	4 867	49,99	356 328	45,29
1S	12 135	21,89	1 860	24,32	15 245	28,19	3 389	31,89	6 902	22,99	2 008	25,52	4 042	25,28	550	39,73	12 149	40,04	1 603	41,52	97 509	29,16
1S/M	25 774	32,04	7 042	33,74	33 973	34,92	6 268	36,62	5 087	30,67	1 585	32,21	566	24,37	445	41,98	5 443	44,74	1 426	49,85	152 097	34,60
1XL	440	50,15	-	-	-	-	-	-	131	51,11	-	-	314	37,71	-	-	-	-	-	-	968	45,64
1XS	5 120	19,80	-	-	7 974	36,21	-	-	1 250	15,64	-	-	263	13,11	-	-	-	-	-	-	14 937	27,97
1XXS	-	-	-	-	-	-	-	-	-	-	-	-	-	-	-	-	-	-	-	-	-	-
2L	9 634	43,03	7 883	45,67	30 249	41,19	12 298	42,09	14 892	38,03	12 472	43,78	8 945	38,42	695	46,90	4 745	52,33	1 673	52,19	143 583	42,31
2L/M	11 889	36,74	9 783	44,38	17 369	40,55	10 292	39,98	2 273	39,16	6 071	41,05	3 980	36,15	1 337	45,53	5 028	50,98	660	52,17	105 217	41,49
2M	16 727	34,55	10 596	39,64	7 907	35,93	5 934	37,34	3 925	33,14	4 196	38,62	4 927	31,14	1 194	41,65	9 891	46,46	1 899	46,87	113 677	37,73
2S	591	18,61	240	25,43	2 519	25,80	670	26,69	600	20,00	417	25,51	148	23,04	-	-	2 671	35,97	942	35,00	16 966	27,94
2S/M	2 179	23,40	1 641	28,65	2 362	27,05	1 993	32,33	330	24,76	1 976	24,45	-	-	-	-	431	39,45	1 136	46,18	22 109	30,16
2XL	727	42,83	-	-	-	-	-	-	363	49,99	-	-	-	-	-	-	-	-	-	-	1 090	45,21
2XS	190	9,61	-	-	112	20,22	-	-	-	-	-	-	-	-	-	-	-	-	-	-	523	12,66
2XXS	-	-	-	-	-	-	-	-	-	-	-	-	-	-	-	-	-	-	-	-	-	-
3L	1 320	32,04	1 109	41,22	2 862	38,74	1 940	36,62	9 012	30,80	9 550	32,18	6 492	32,59	110	37,00	463	35,89	-	-	53 428	33,73
3L/M	1 968	35,18	3 208	35,04	1 439	29,38	1 306	34,00	771	23,80	2 634	29,65	1 256	31,15	990	35,00	220	35,00	-	-	29 620	33,82
3M	6 944	24,81	2 763	29,37	1 875	32,52	991	31,68	4 813	24,70	4 095	24,54	2 236	22,78	880	30,00	321	33,30	1 624	28,22	52 278	27,07
3S/M	420	10,00	-	-	1 006	20,63	236	22,88	-	-	-	-	779	22,07	-	-	-	-	-	-	4 499	21,09
3XS	-	-	-	-	-	-	-	-	-	-	-	-	-	-	-	-	-	-	-	-	72	10,58
3XXS	-	-	-	-	-	-	-	-	-	-	-	-	-	-	-	-	-	-	-	-	-	-
4L	-	-	-	-	-	-	271	23,85	-	-	2 236	35,00	-	-	-	-	-	-	-	-	3 359	32,21
4L/M	-	-	4	25,00	-	-	-	-	-	-	731	21,77	-	-	-	-	-	-	-	-	1 842	19,38
4M	-	-	61	25,08	-	-	-	-	-	-	-	-	-	-	-	-	-	-	98	20,00	1 924	24,17
4S	-	-	-	-	-	-	-	-	-	-	-	-	-	-	-	-	-	-	-	-	110	25,00
4S/M	-	-	-	-	-	-	-	-	-	-	-	-	-	-	-	-	-	-	-	-	110	7,22
Total	268 688	41,42	117 151	45,15	303 698	45,65	118 866	47,02	133 726	40,26	86 484	38,78	66 421	37,59	15 490	47,95	143 064	49,39	20 252	45,52	1 952 839	43,28

Data disclaimer: Potatoes SA does not take responsibility for the accuracy or interpretation of company data re-purposed by 3rd parties

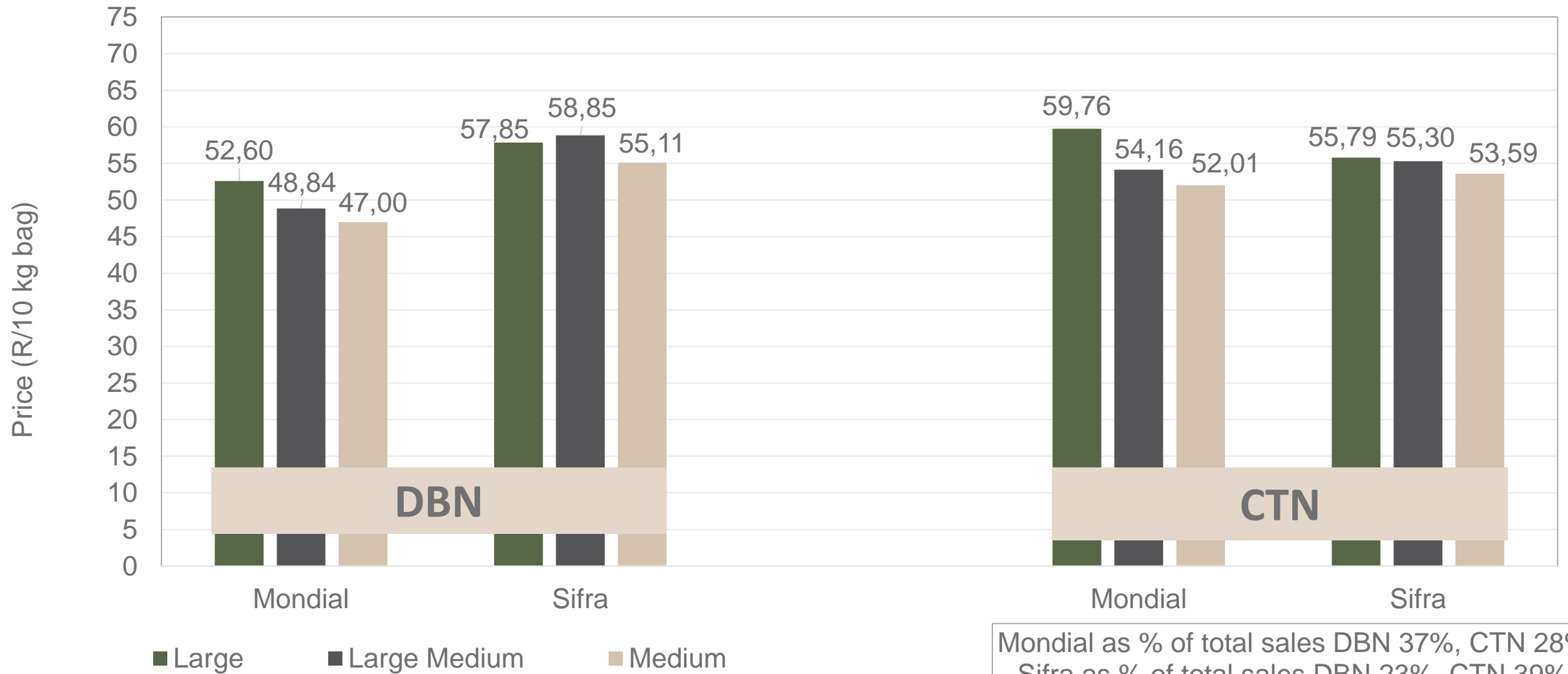
PTA & JHB markets: Average Prices - Different Sizes (only 10 kg bags)



Mondial as % of total sales JHB 50%, PTA 62%
 Sifra as % of total sales JHB 23%, PTA 14%

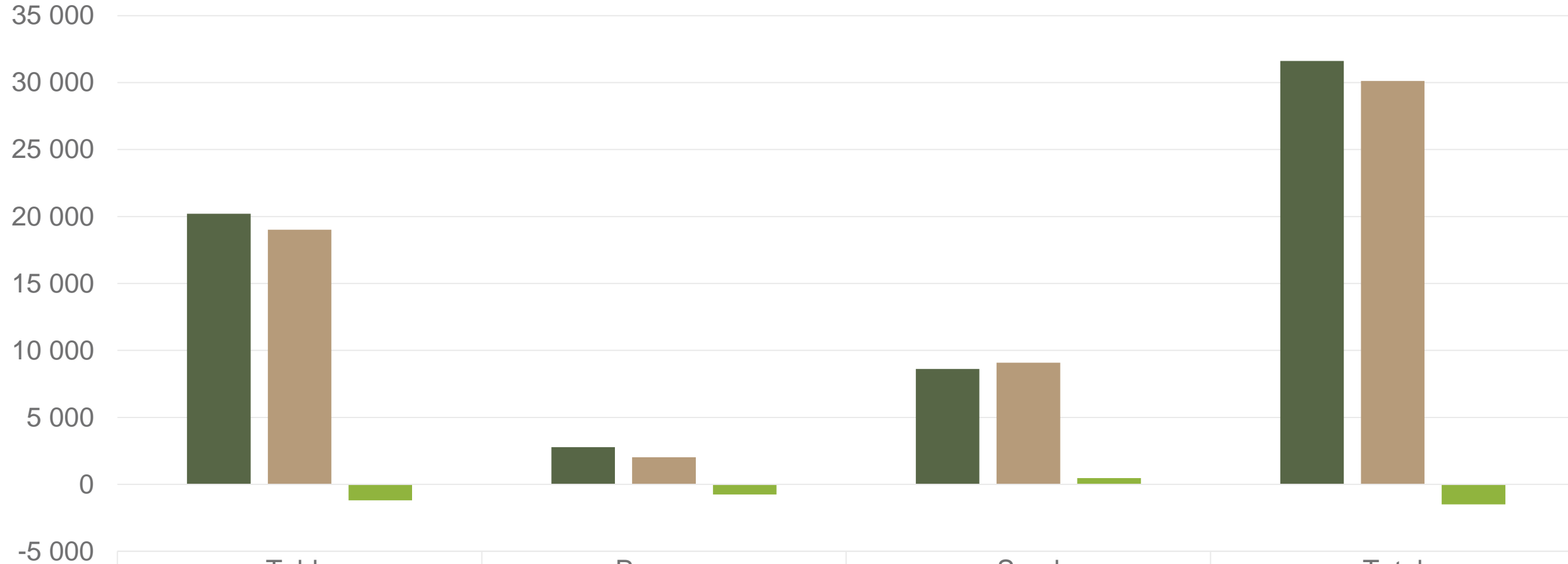
Data disclaimer: Potatoes SA does not take responsibility for the accuracy or interpretation of company data re-purposed by 3rd parties

DBN & CTN markets: Average Prices - Different Sizes (only 10 kg bags)



Mondial as % of total sales DBN 37%, CTN 28%
 Sifra as % of total sales DBN 23%, CTN 39%

Hectares planted to date for season 2022 versus 2021





Regions finish planting: North West, Eastern Free State, Western Free State, South Western Free State, KZN (summer), North Eastern Cape, Limpopo (early) and Northern Cape


Data disclaimer: Potatoes SA does not take responsibility for the accuracy or interpretation of company data re-purposed by 3rd parties


Thank you for your time

Feel free to contact us

 jano@potatoes.co.za
dikgetho@potatoes.co.za

 +27 (0)12 349 1906

 6 De Havilland Crescent
Persequor Techno Park
Persequor Park
Pretoria

 www.potatoes.co.za



Potatoes
Aartappels SA