



Weekly Market Information

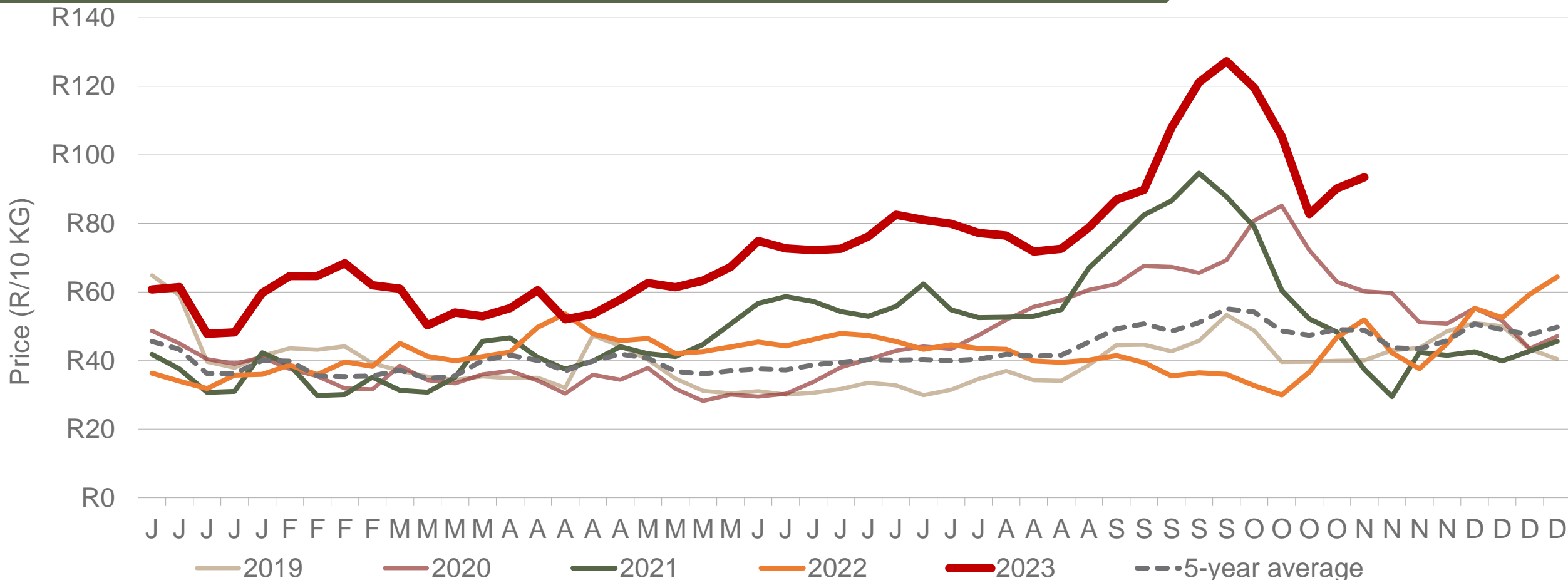
10 November 2023



Potatoes
Aartappels SA

www.potatoes.co.za


Average weekly price – all markets & all classes



Number of bags sold

4%

(Week on Week)



Average weekly price

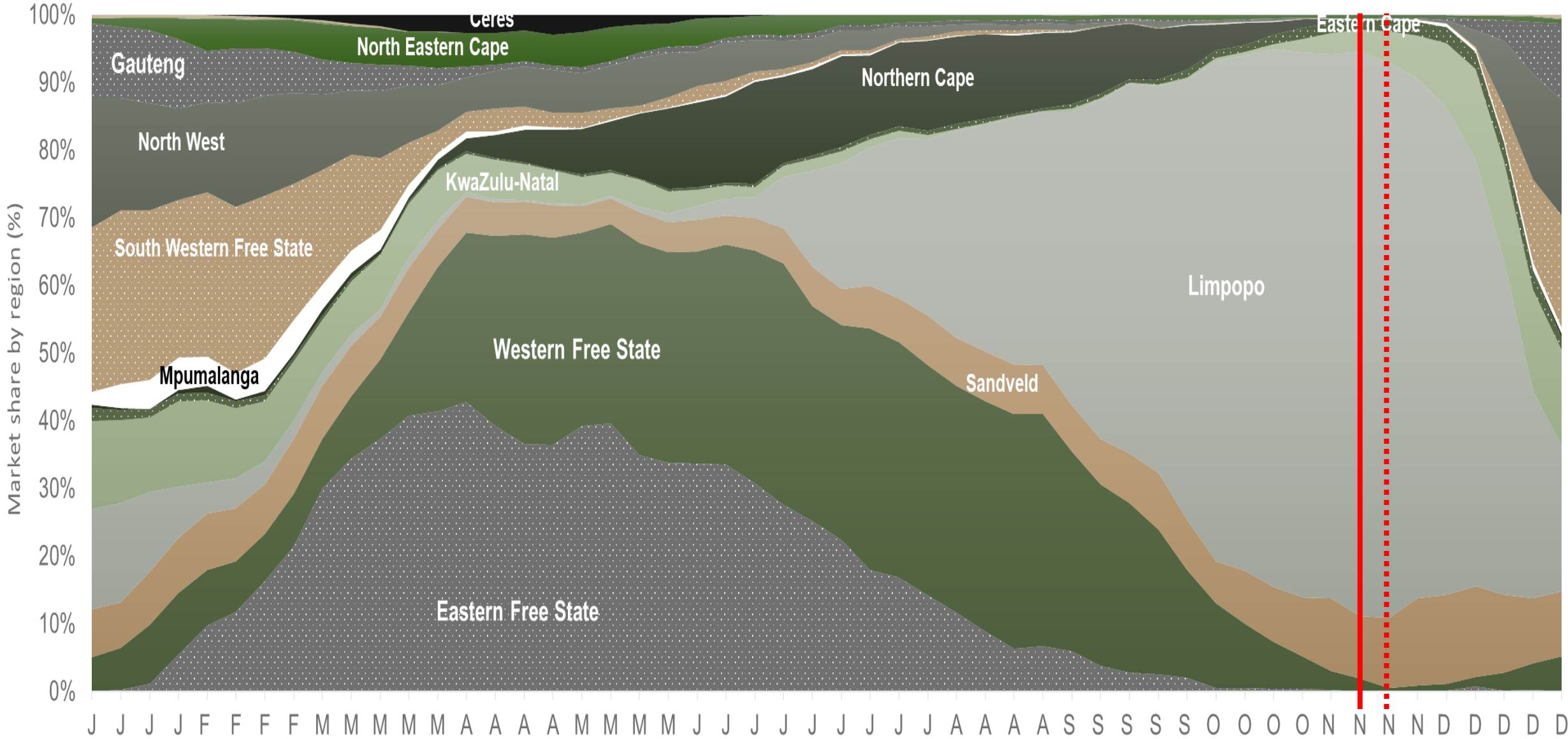
4%

(Week on week)



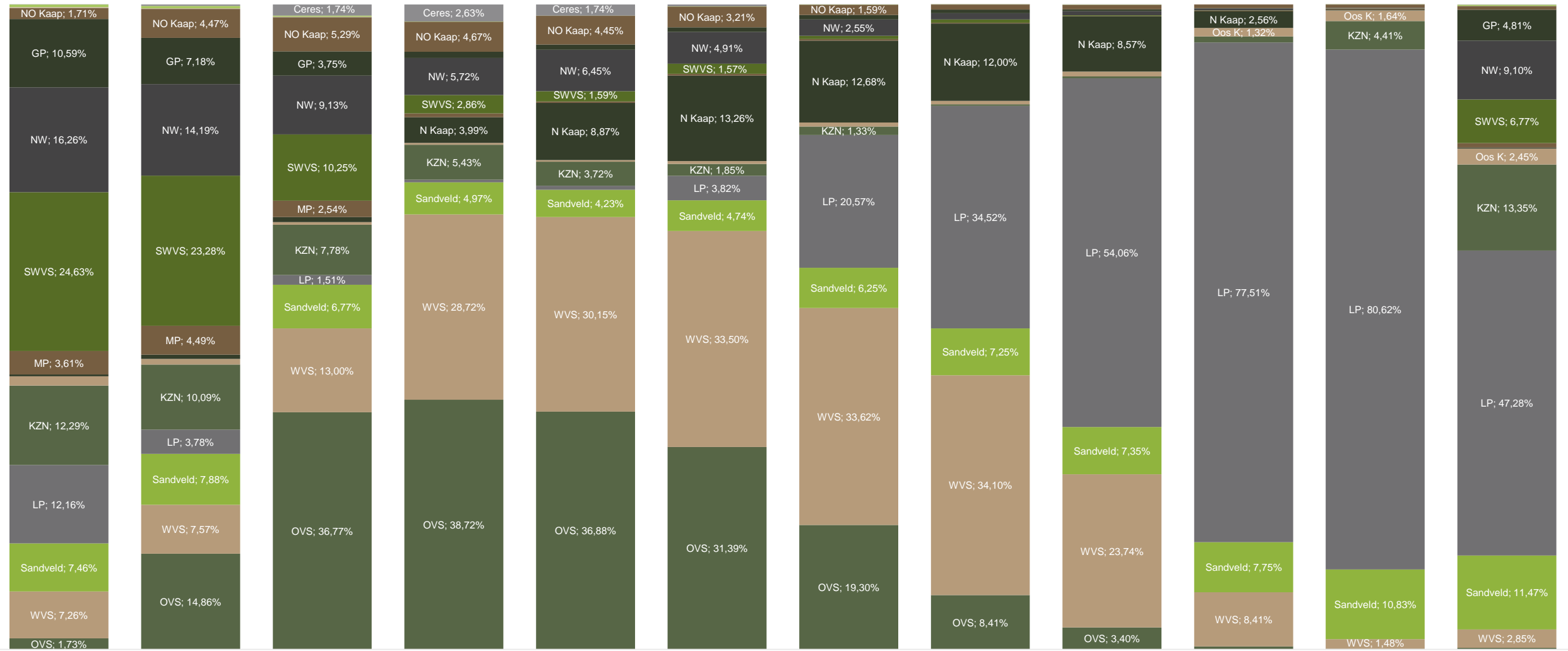
Data disclaimer: Potatoes SA does not take responsibility for the accuracy or interpretation of company data re-purposed by 3rd parties

Market share of regions on fresh produce markets



Data disclaimer: Potatoes SA does not take responsibility for the accuracy or interpretation of company data re-purposed by 3rd parties

Market share of regions on fresh produce markets



■ OVS ■ WVS ■ Sandveld ■ LP ■ KZN ■ Oos K ■ N Kaap ■ MP ■ SWVS ■ NW ■ GP ■ NO Kaap ■ M/Hall ■ S Kaap ■ SW Kaap ■ Ceres

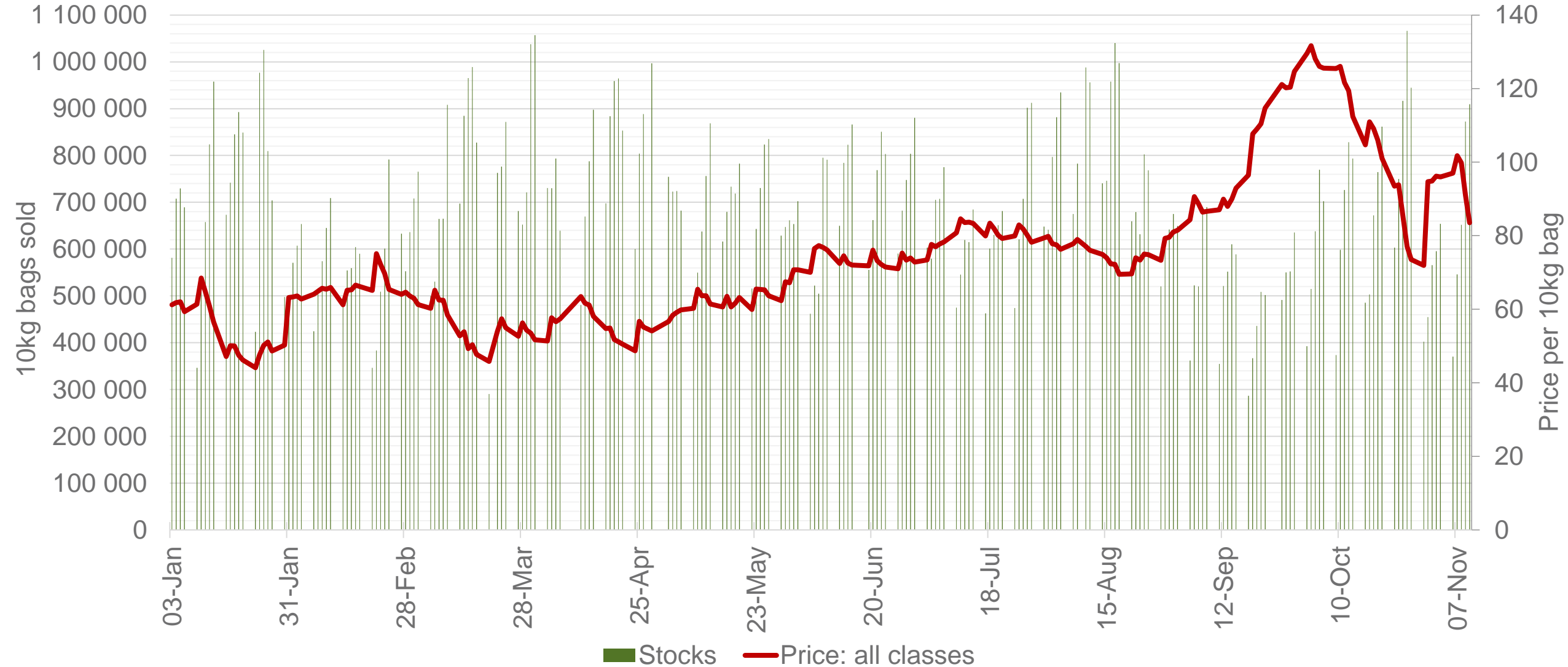
Data disclaimer: Potatoes SA does not take responsibility for the accuracy or interpretation of company data re-purposed by 3rd parties

Cumulative total number of 10 kg bags sold on markets: First 45 weeks of the year 2023



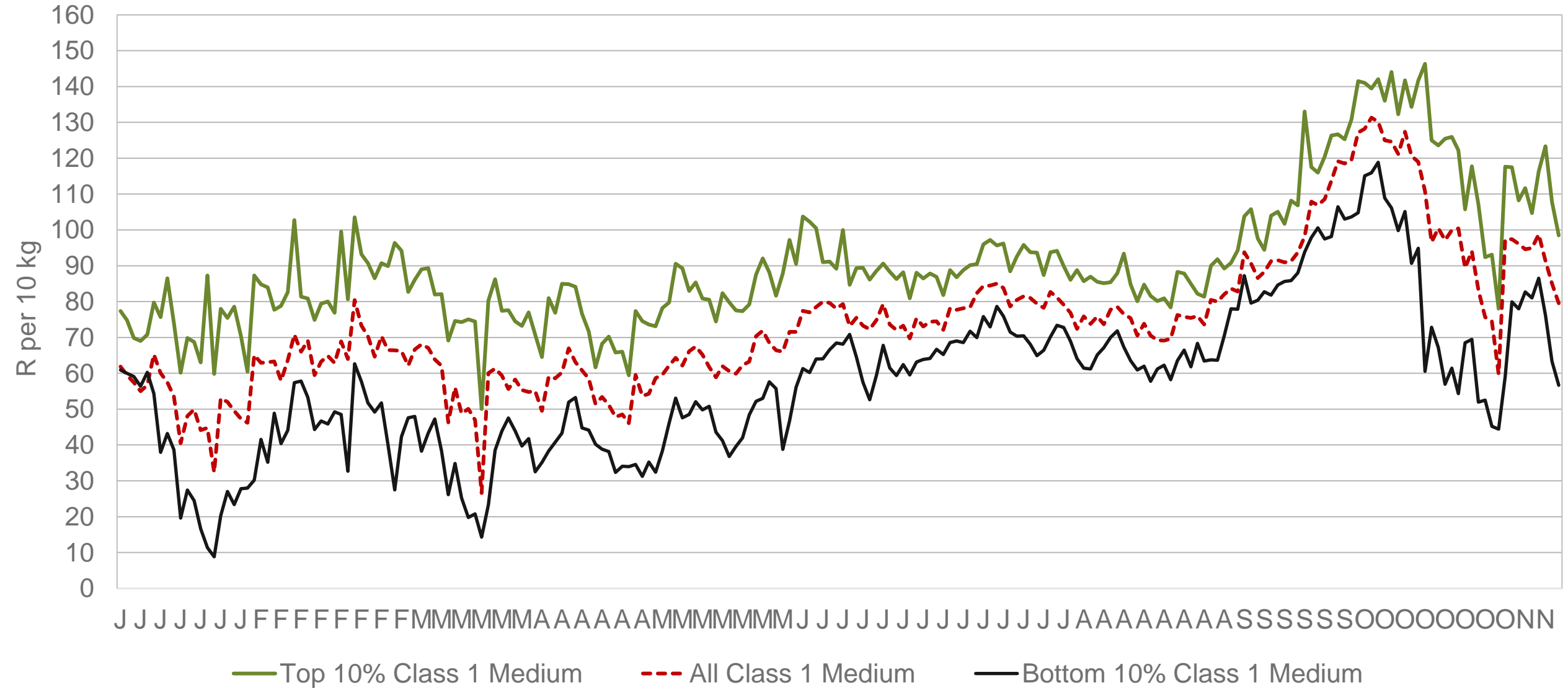
Sold 11 934 869 bags **less** than the **5-year average** (2018 to 2022) of the first 45 weeks of each year

RSA daily Price versus Daily Available stocks (all classes & all sizes)



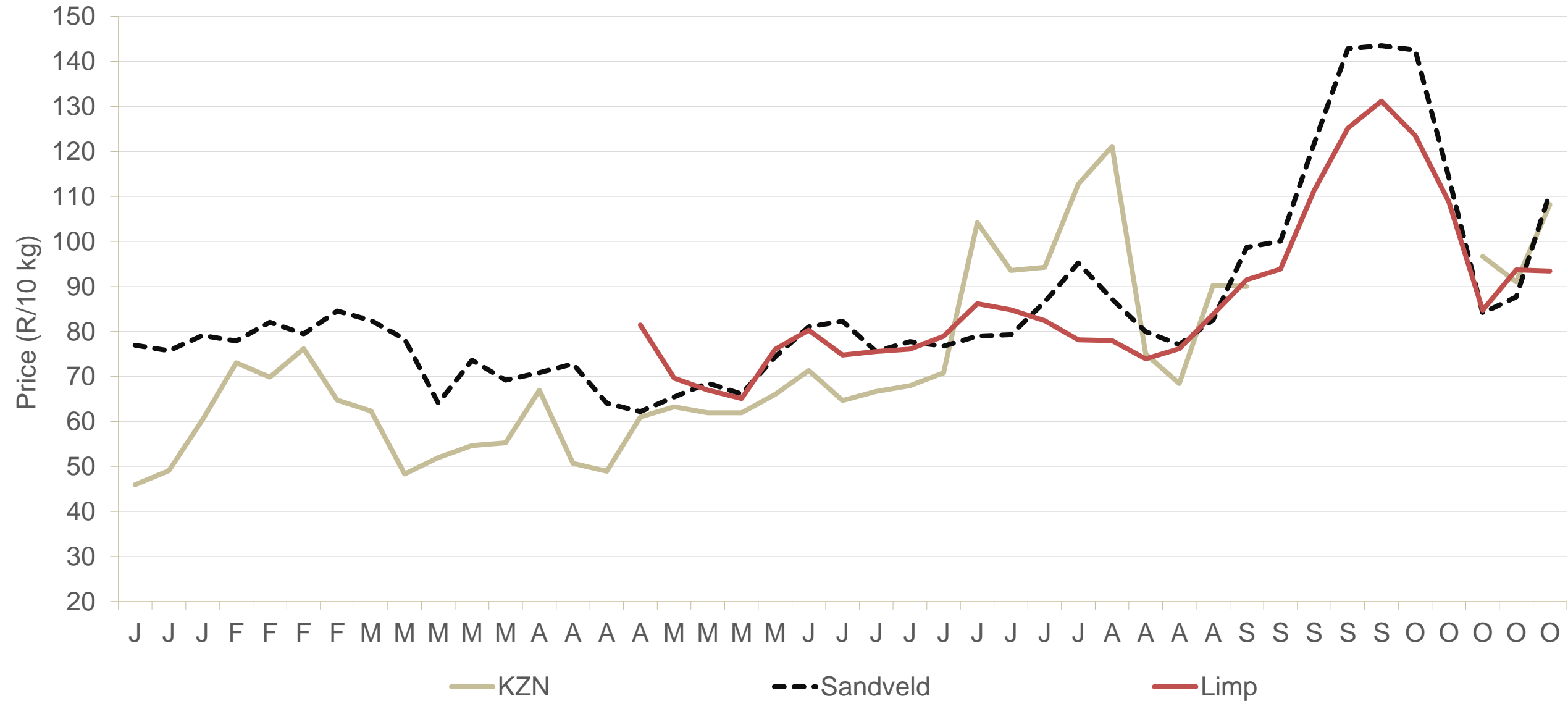
Data disclaimer: Potatoes SA does not take responsibility for the accuracy or interpretation of company data re-purposed by 3rd parties

JHB market daily : Top 10% versus Bottom 10% prices – Class 1 Medium (Since January 2023)



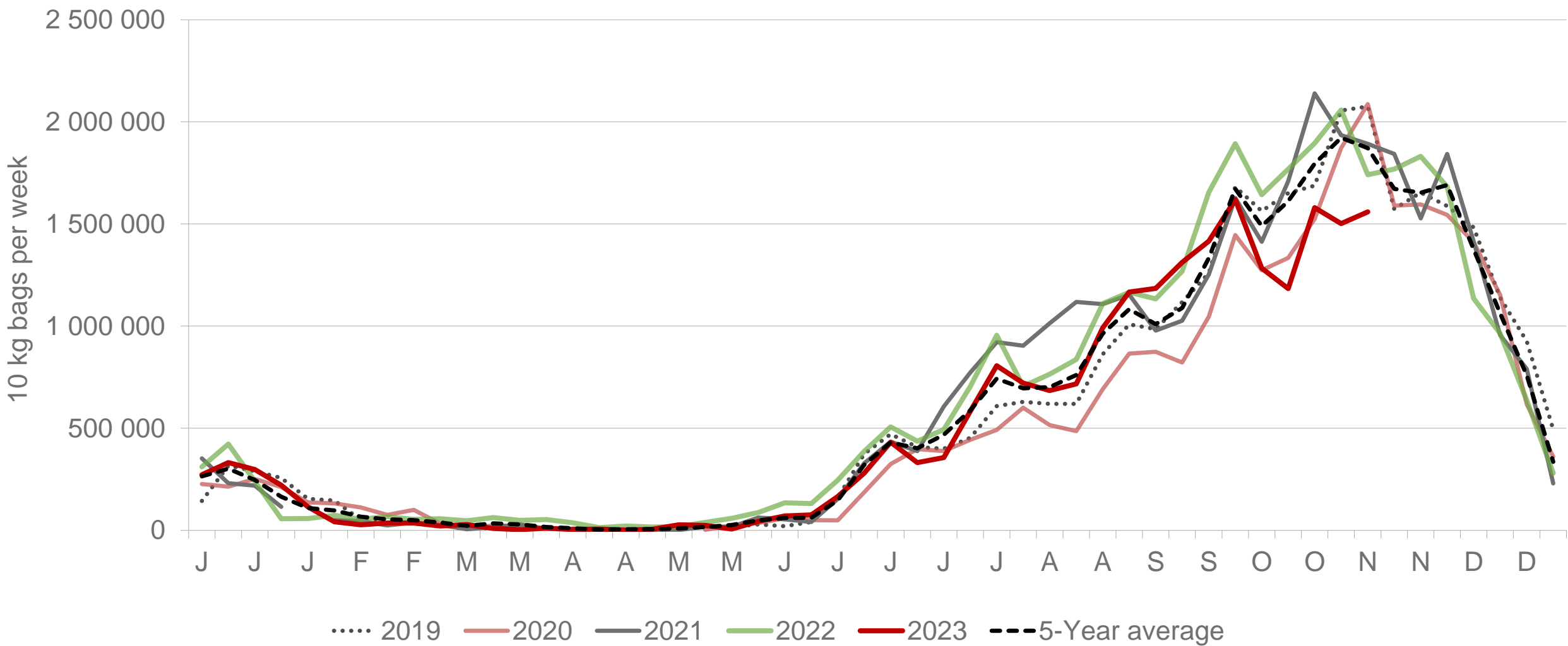
Data disclaimer: Potatoes SA does not take responsibility for the accuracy or interpretation of company data re-purposed by 3rd parties

Average Class 1 Medium prices in regions



Data disclaimer: Potatoes SA does not take responsibility for the accuracy or interpretation of company data re-purposed by 3rd parties

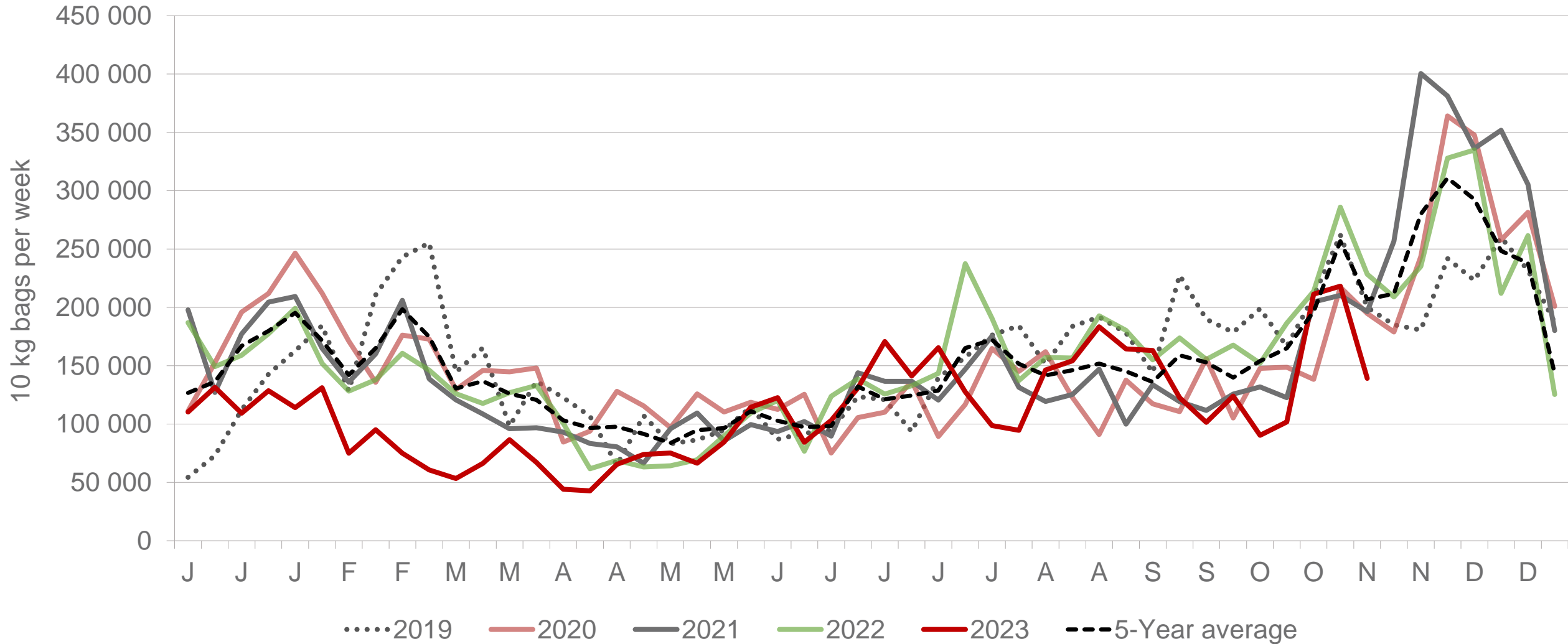
Limpopo: Amount of 10 kg bags per week sold on FPMs (all classes)



Sold 15% bags **less** than the same period of 2022 and 1 249 365 bags **less** than the **5-year average** (2018 to 2022) of the first 45 weeks of each year.

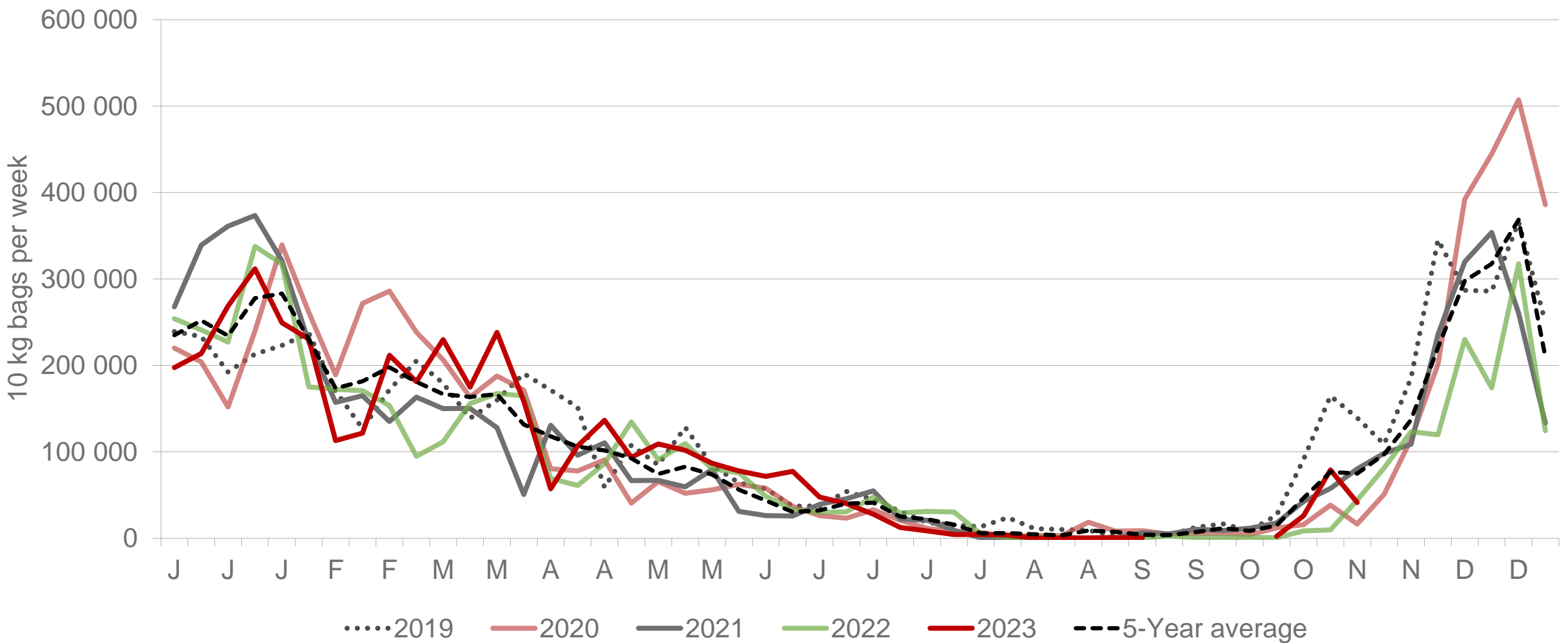
Data disclaimer: Potatoes SA does not take responsibility for the accuracy or interpretation of company data re-purposed by 3rd parties

Sandveld: Amount of 10 kg bags per week sold on FPMs (all classes)



Sold 23% bags **less** than the same period of 2022 and 1 361 196 bags **less** than the **5-year average** (2018 to 2022) of the first 45 weeks of each year.

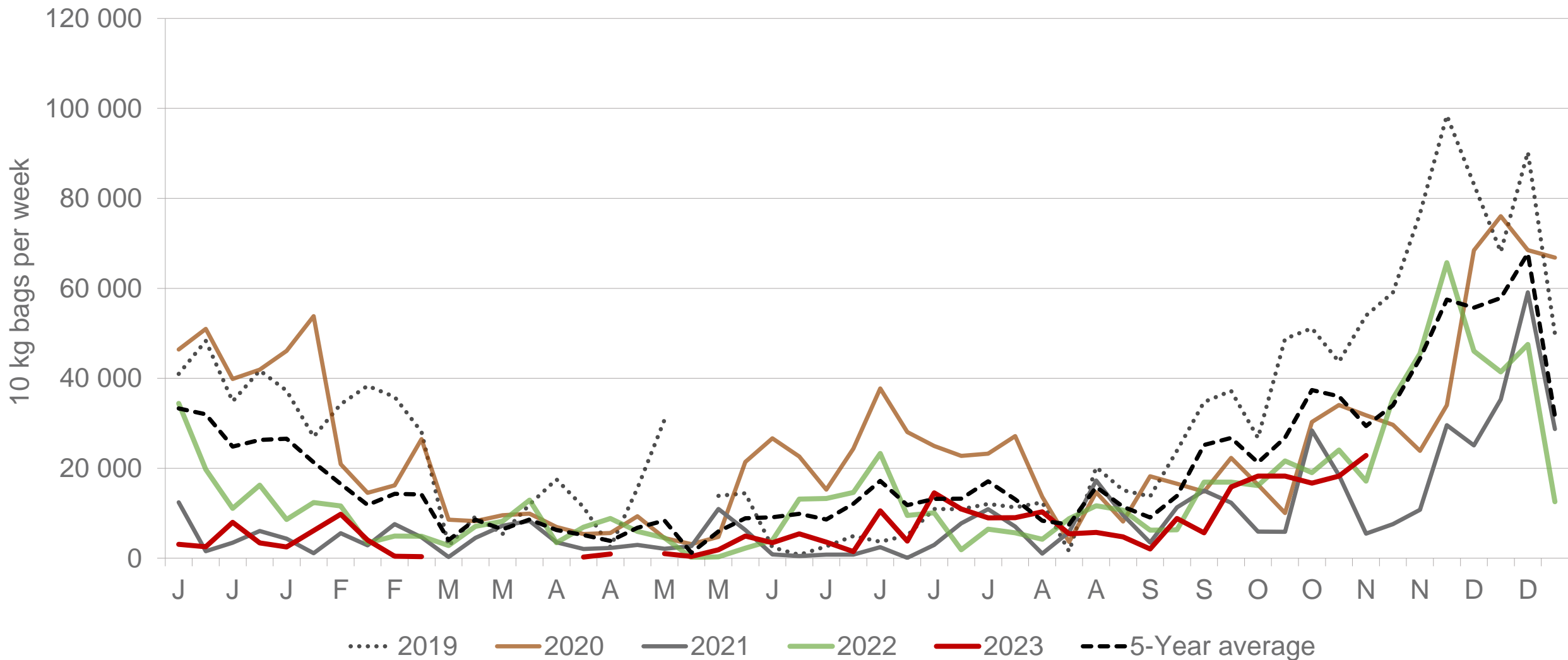
KwaZulu-Natal: Amount of 10 kg bags per week sold on FPMs (all classes)



Sold 8% bags **more** than the same period of 2022 and 4 380 bags **more** than the **5-year average** (2018 to 2022) of the first 45 weeks of each year.

Data disclaimer: Potatoes SA does not take responsibility for the accuracy or interpretation of company data re-purposed by 3rd parties

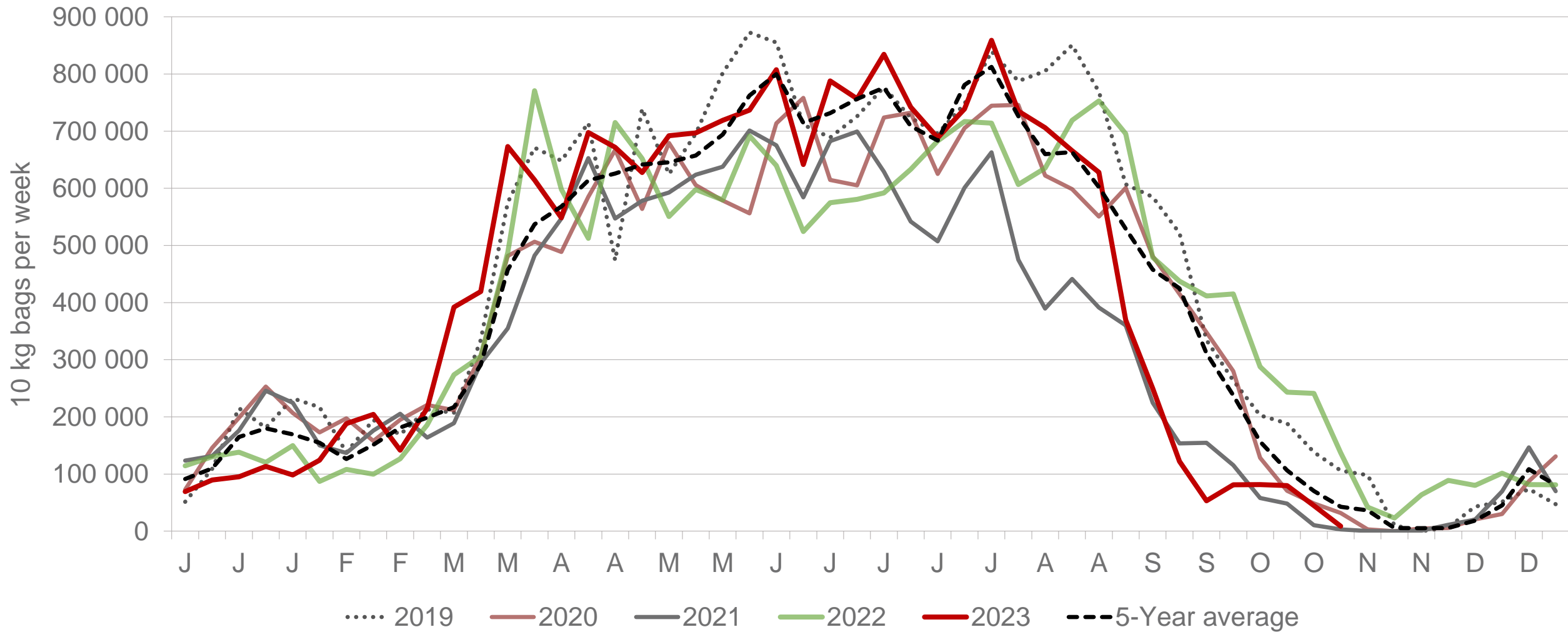
Eastern Cape: Amount of 10 kg bags per week sold on FPMs (all classes)



Sold 42% bags **less** than the same period of 2022 and 414 154 bags **less** than the **5-year average** (2018 to 2022) of the first 45 weeks of each year.

Data disclaimer: Potatoes SA does not take responsibility for the accuracy or interpretation of company data re-purposed by 3rd parties

Western Free State : Amount of 10 kg bags per week sold on FPMs (all classes)



Sold 1% bags **less** than the same period of 2022 and 841 686 bags **less** than the **5-year average** (2018 to 2022) of the first 45 weeks of each year.

Average weekly prices and volumes for 10 kg bags of potatoes sold on selected markets from selected production regions



Klas & Grootte	Limpopo										Sandveld		KwaZulu-Natal		All Regions	
	JOH		PRE		DUR		SPR		KLE		CAP		DUR		All Markets	
	Volume 10kg	Prices R/10kg	Volume 10kg	Prices R/10kg	Volume 10kg	Prices R/10kg	Volume 10kg	Prices R/10kg	Volume 10kg	Prices R/10kg	Volume 10kg	Prices R/10kg	Volume 10kg	Prices R/10kg	Volume 10kg	Prices R/10kg
1L	147 533	109,46	64 119	114,54	10 527	126,62	22 583	110,14	9 367	116,49	14 989	122,74	7 266	114,55	326 201	113,58
1L/M	205 729	95,48	98 825	99,23	29 562	119,82	33 237	95,22	17 588	102,16	35 141	113,31	4 455	113,74	493 660	101,46
1M	192 193	86,81	75 628	87,40	38 788	107,04	27 703	85,52	14 583	90,00	34 602	106,61	11 100	106,51	457 261	92,58
1S	66 435	65,65	18 710	64,10	20 768	83,03	11 741	63,98	4 555	73,44	8 976	92,52	2 200	83,99	160 496	72,67
1S/M	58 542	73,92	19 641	71,34	10 233	92,46	6 063	70,23	3 421	76,12	2 200	100,00	296	95,00	118 476	76,70
1XL	1 143	113,60	-	-	-	-	-	-	-	-	-	-	-	-	1 143	113,60
1XS	34 221	50,12	-	-	-	-	-	-	-	-	-	-	-	-	34 653	49,86
1XXS	-	-	-	-	-	-	-	-	-	-	-	-	-	-	-	-
2L	13 885	97,47	9 734	100,10	827	121,33	1 760	97,90	1 187	104,93	4 350	95,51	110	120,00	38 116	99,83
2L/M	14 459	87,06	11 931	95,55	704	92,00	2 538	90,00	1 883	96,97	5 300	92,24	-	-	43 942	92,12
2M	17 263	73,37	8 678	82,21	1 329	94,67	1 331	72,34	951	86,56	6 752	87,65	425	81,18	49 599	79,75
2S	3 071	51,22	1 255	52,70	939	87,32	1 052	52,98	453	60,99	3 511	68,67	-	-	12 425	64,20
2S/M	2 979	60,10	3 067	70,04	330	85,00	715	71,07	86	70,00	-	-	-	-	10 242	68,23
2XL	-	-	-	-	-	-	-	-	-	-	-	-	-	-	-	-
2XS	193	32,38	-	-	-	-	-	-	-	-	-	-	-	-	1 251	41,53
2XXS	-	-	-	-	-	-	-	-	-	-	-	-	-	-	-	-
3L	2 804	73,34	1 847	79,57	-	-	188	97,02	39	105,00	1 210	81,76	-	-	6 210	78,43
3L/M	3 170	65,64	1 933	76,34	623	100,00	336	75,61	-	-	152	110,00	-	-	6 528	74,99
3M	6 263	59,33	3 222	59,99	530	76,98	900	61,98	242	75,57	205	80,54	-	-	16 581	68,02
3S/M	745	67,28	470	44,35	-	-	314	60,00	-	-	-	-	-	-	2 519	55,31
3XS	-	-	-	-	-	-	-	-	-	-	-	-	-	-	646	49,11
3XXS	-	-	-	-	-	-	-	-	-	-	-	-	-	-	-	-
4L	-	-	-	-	-	-	-	-	-	-	-	-	-	-	-	-
4L/M	-	-	-	-	-	-	-	-	-	-	-	-	-	-	-	-
4M	-	-	-	-	-	-	105	40,87	-	-	-	-	100	80,00	679	64,03
4S	-	-	-	-	-	-	-	-	-	-	-	-	-	-	-	-
4S/M	-	-	-	-	-	-	-	-	-	-	-	-	-	-	-	-
Total	771 068	88,31	328 088	92,86	120 320	104,05	114 670	88,33	55 362	95,72	124 688	103,68	26 252	106,86	1 817 153	93,48

Data disclaimer: Potatoes SA does not take responsibility for the accuracy or interpretation of company data re-purposed by 3rd parties

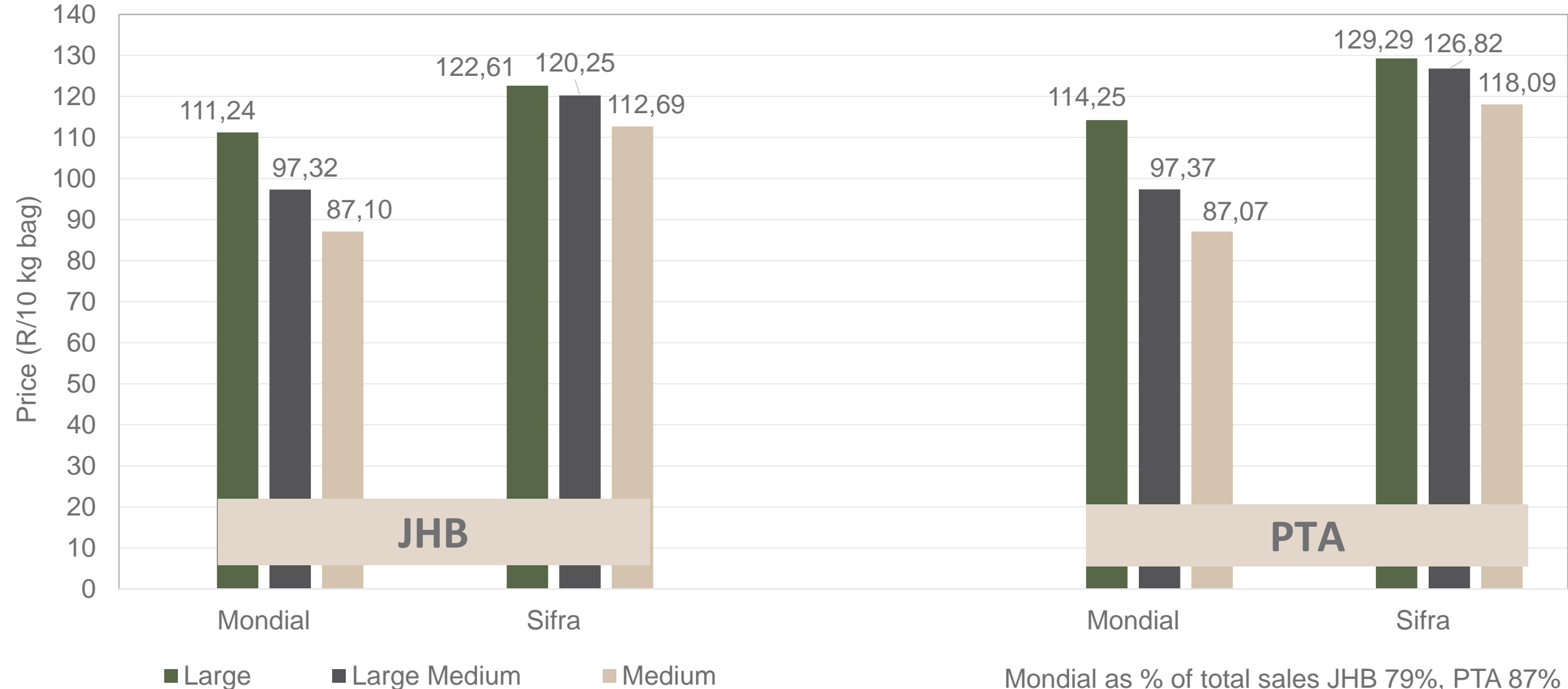
% sales on FPMs per region based on archived production characteristics



Period: Friday, 06 January 2023 to Friday, 10 November 2023

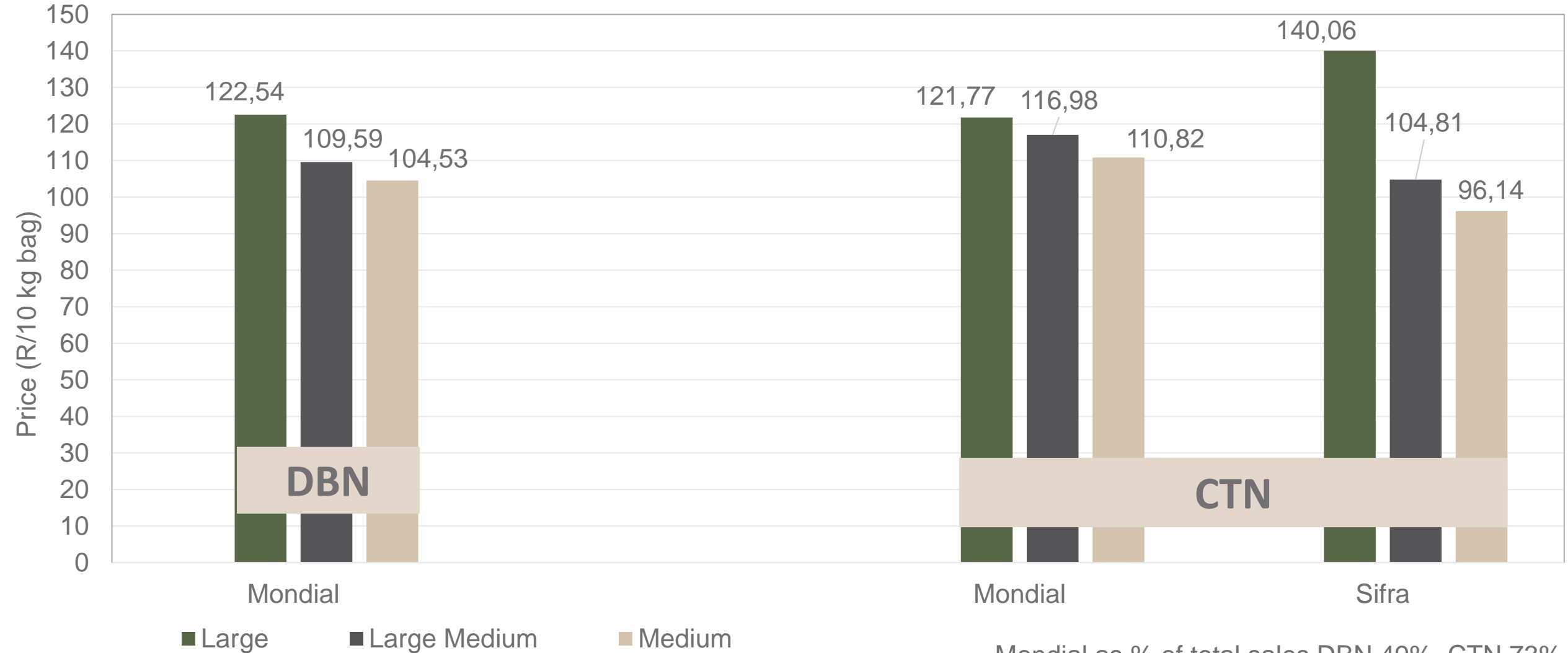
Region	2023 to date % sales of estimated yearly sales on FPMs	% sales Same period previous year
Limpopo	86,5%	75,5%
Sandveld	63,7%	80,6%
Western FS	94,4%	97,4%
KwaZulu Natal	77,0%	76,5%

PTA & JHB markets: Average Prices - Different Sizes (only 10 kg bags)



Mondial as % of total sales JHB 79%, PTA 87%
 Sifra as % of total sales JHB 5%, PTA 3%

DBN & CTN markets: Average Prices - Different Sizes (only 10 kg bags)



Mondial as % of total sales DBN 49%, CTN 73%
 Sifra as % of total sales DBN 0%, CTN 19%

Hectares planted to date for season 2023 versus 2022

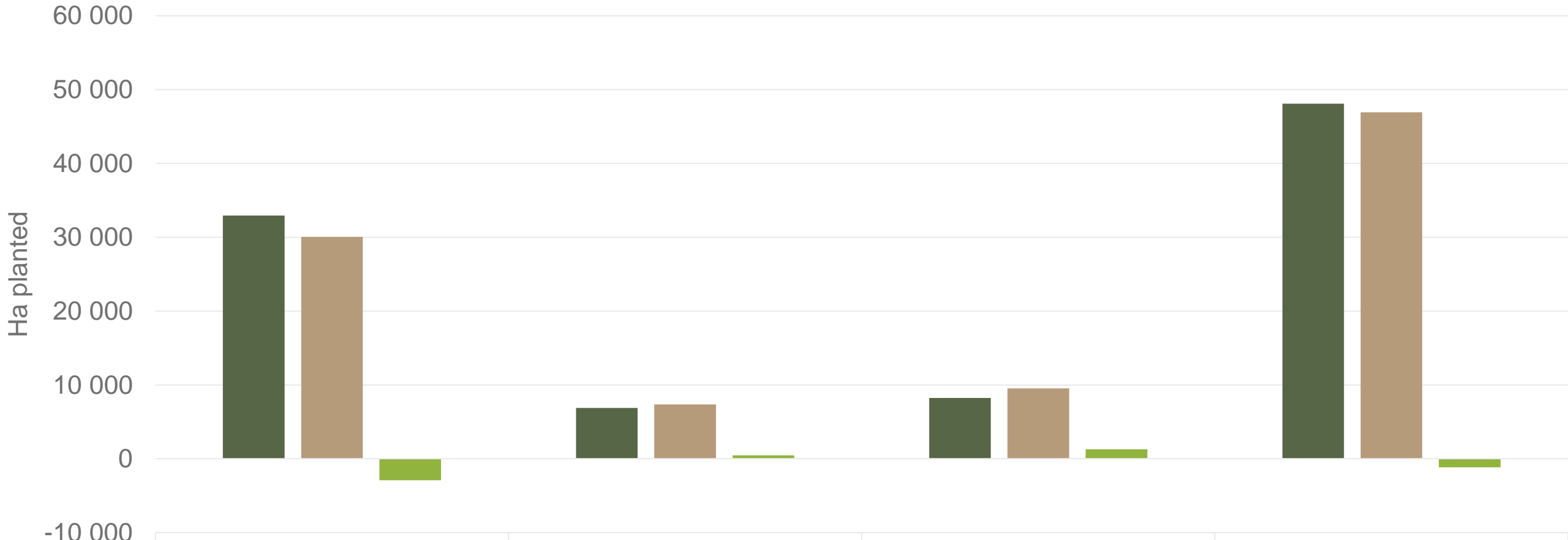



	Table	Process	Seed	Total
■ 2022	32 948	6 896	8 244	48 088
■ 2023	30 044	7 353	9 533	46 931
■ Changes	-2 904	457	1 289	-1 157

Regions finished planting: Northern Cape early, North West main, Eastern Free State main, Ceres main, North Eastern Cape, KZN summer, Northern Cape main * To be confirmed, Western FS, North West late *To be confirmed, Sandveld summer, Limpopo early and South Western Free State harvest

Data disclaimer: Potatoes SA does not take responsibility for the accuracy or interpretation of company data re-purposed by 3rd parties


Thank you for your time


Feel free to contact us

 sibabaliwe@potatoes.co.za

dikgetho@potatoes.co.za

lynne@potatoes.co.za

 +27 (0)12 349 1906

 6 De Havilland Crescent
Persequor Techno Park
Persequor Park
Pretoria

 www.potatoes.co.za



**Potatoes
Aartappels SA**