



Weekly Market Information

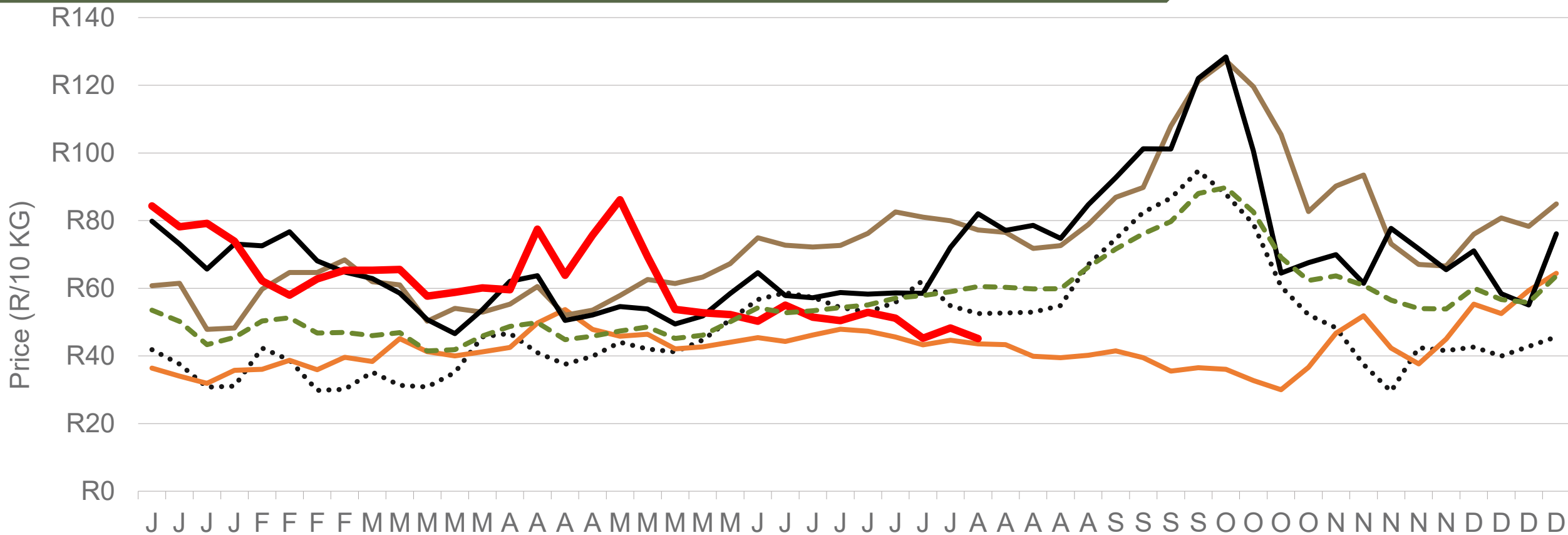
01 August 2025



**Potatoes
Aartappels SA**

www.potatoes.co.za

Average weekly price – all markets & all classes




.....2021 — 2022 — 2023 — 2024 — 2025* - - - 5-Year average



Number of bags sold

17%

(Week on Week)



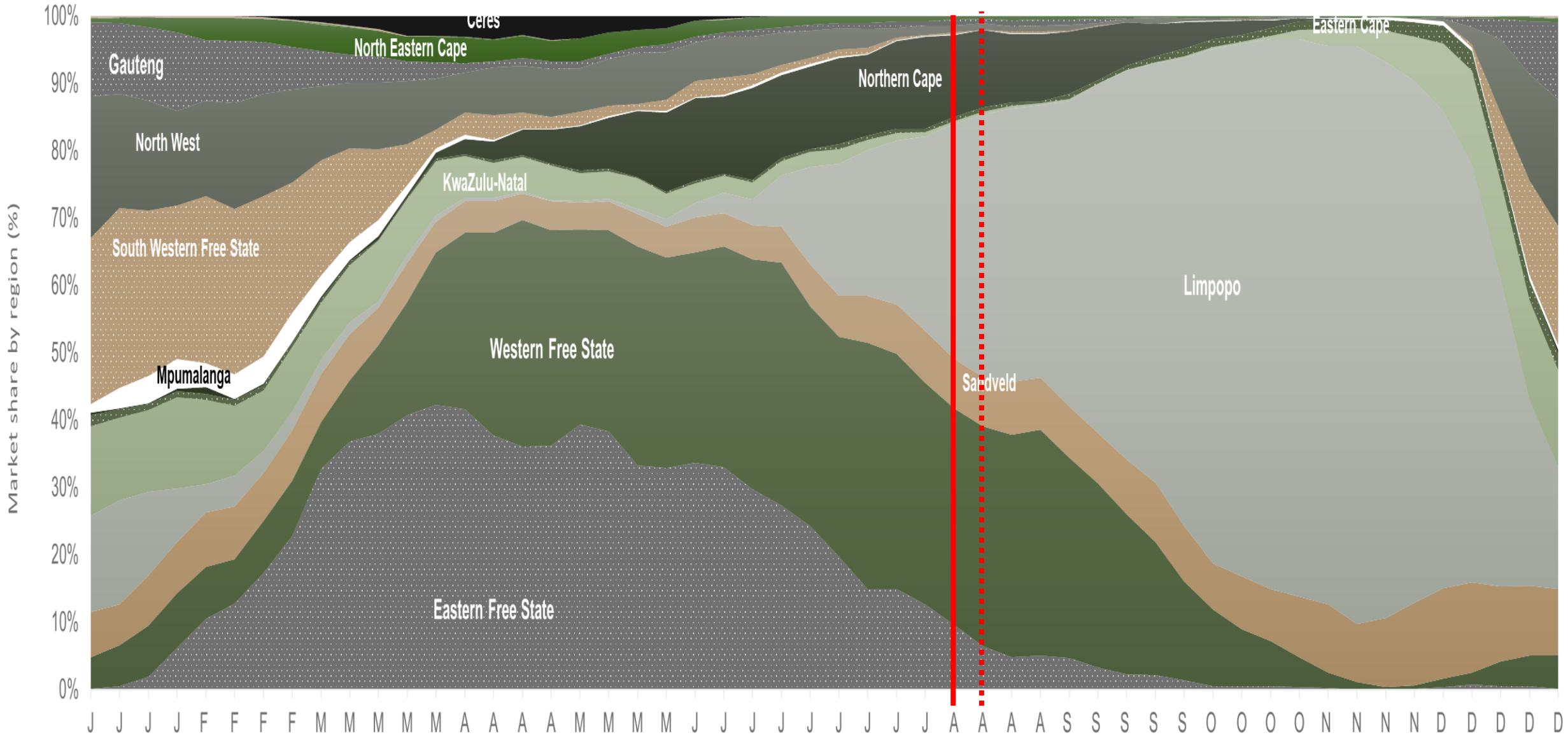
Average weekly price

6%

(Week on week)

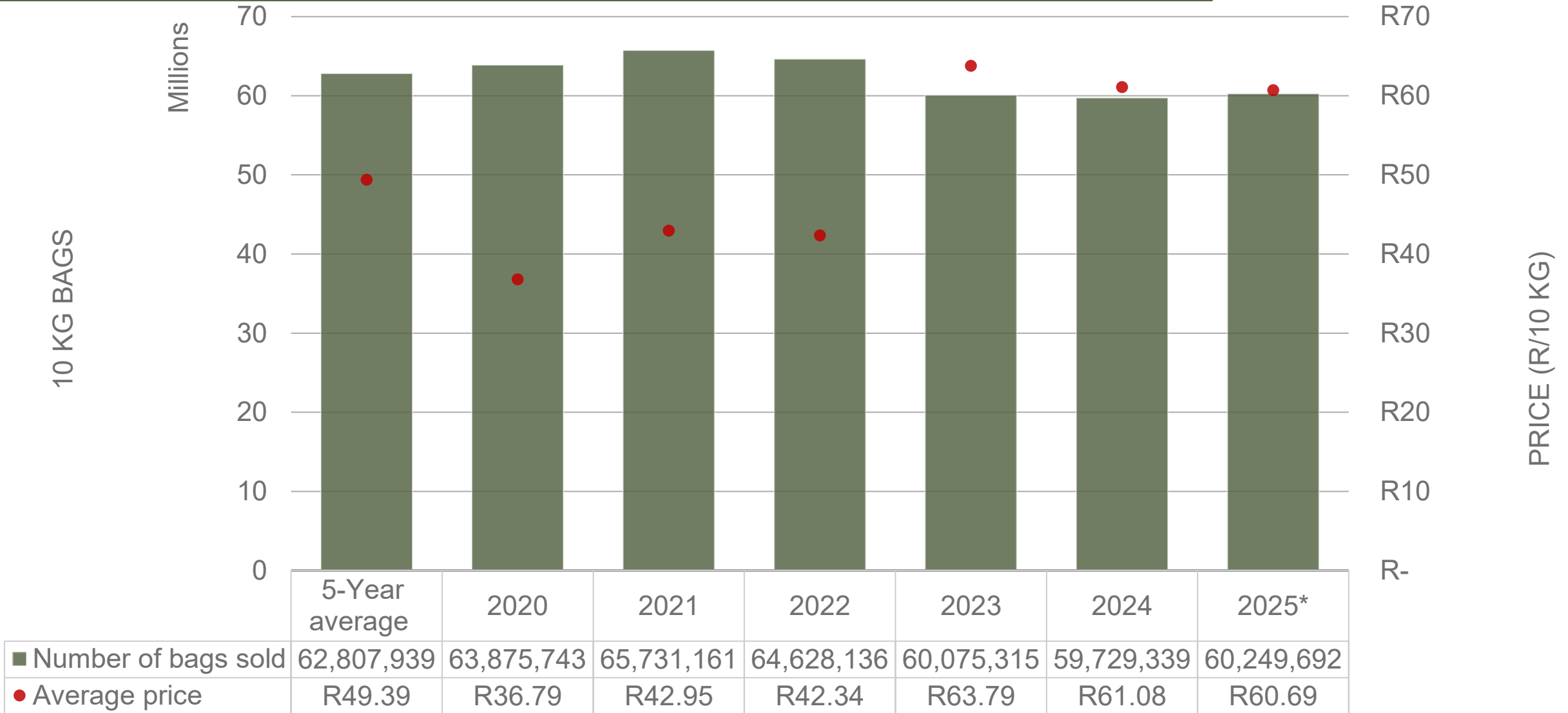


Market share of regions on fresh produce markets 2019-2024



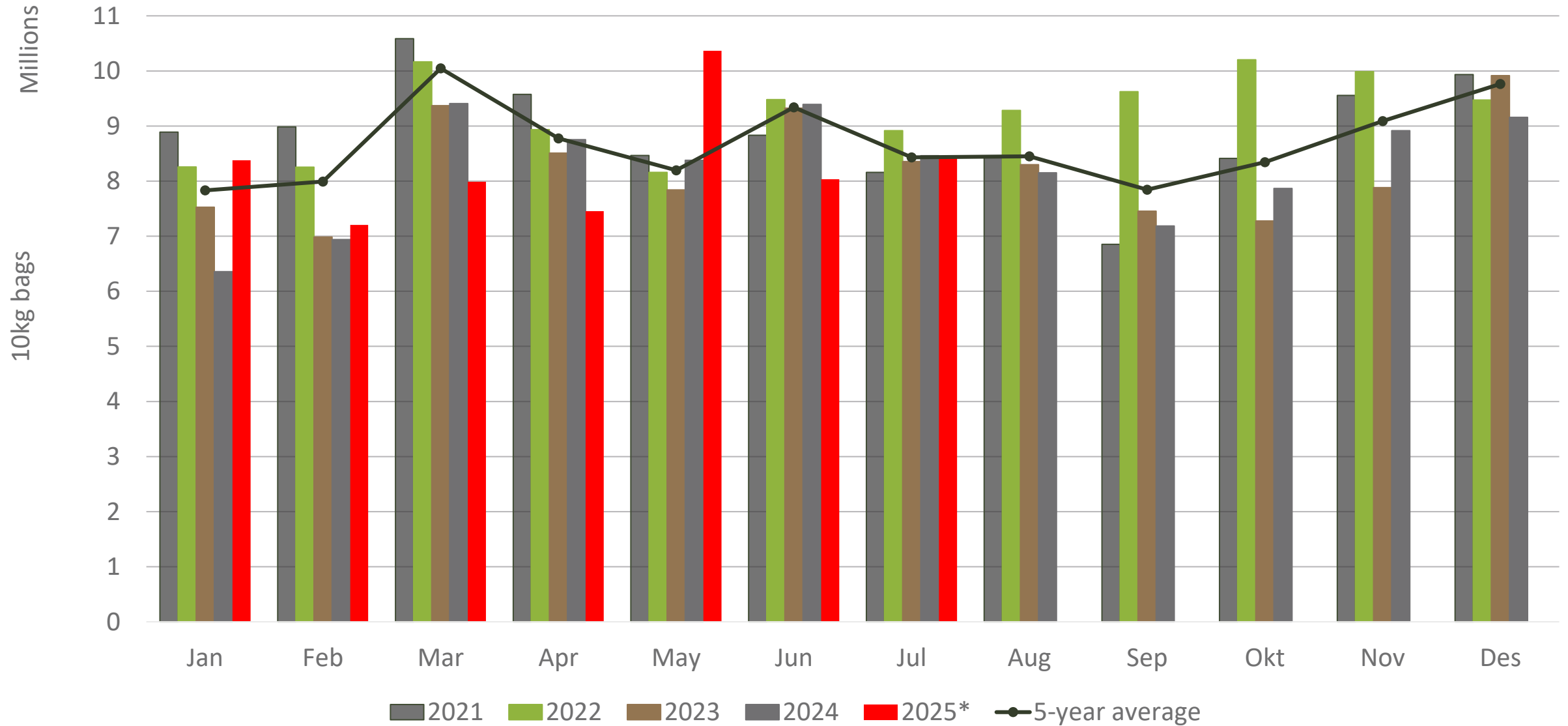
Data disclaimer: Potatoes SA does not take responsibility for the accuracy or interpretation of company data re-purposed by 3rd parties

Cumulative total number of 10 kg bags sold on markets



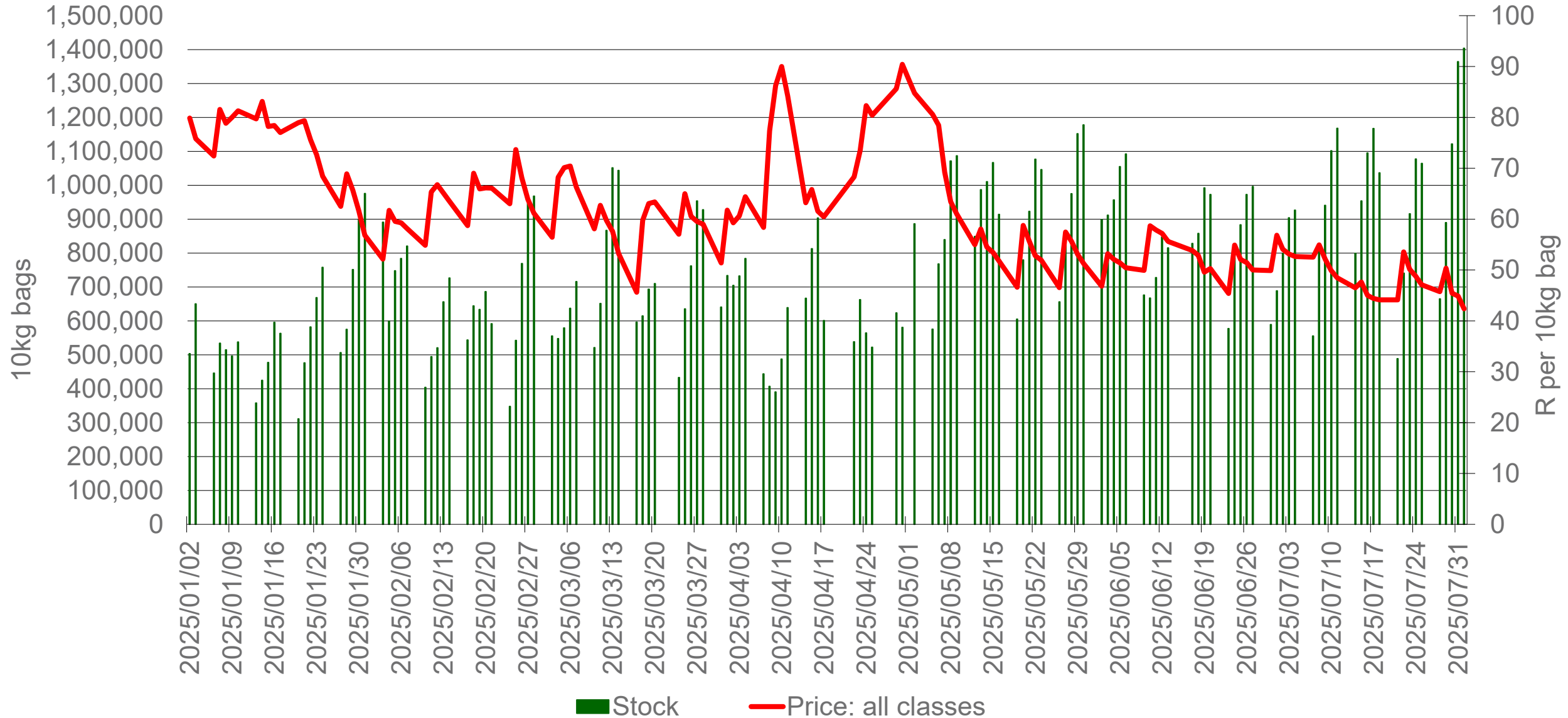
Sold 2,558,247 bags **less** than the **5-year average** (2020 to 2024) of the first 31 weeks of 2025

Monthly sales volumes on markets: Potatoes



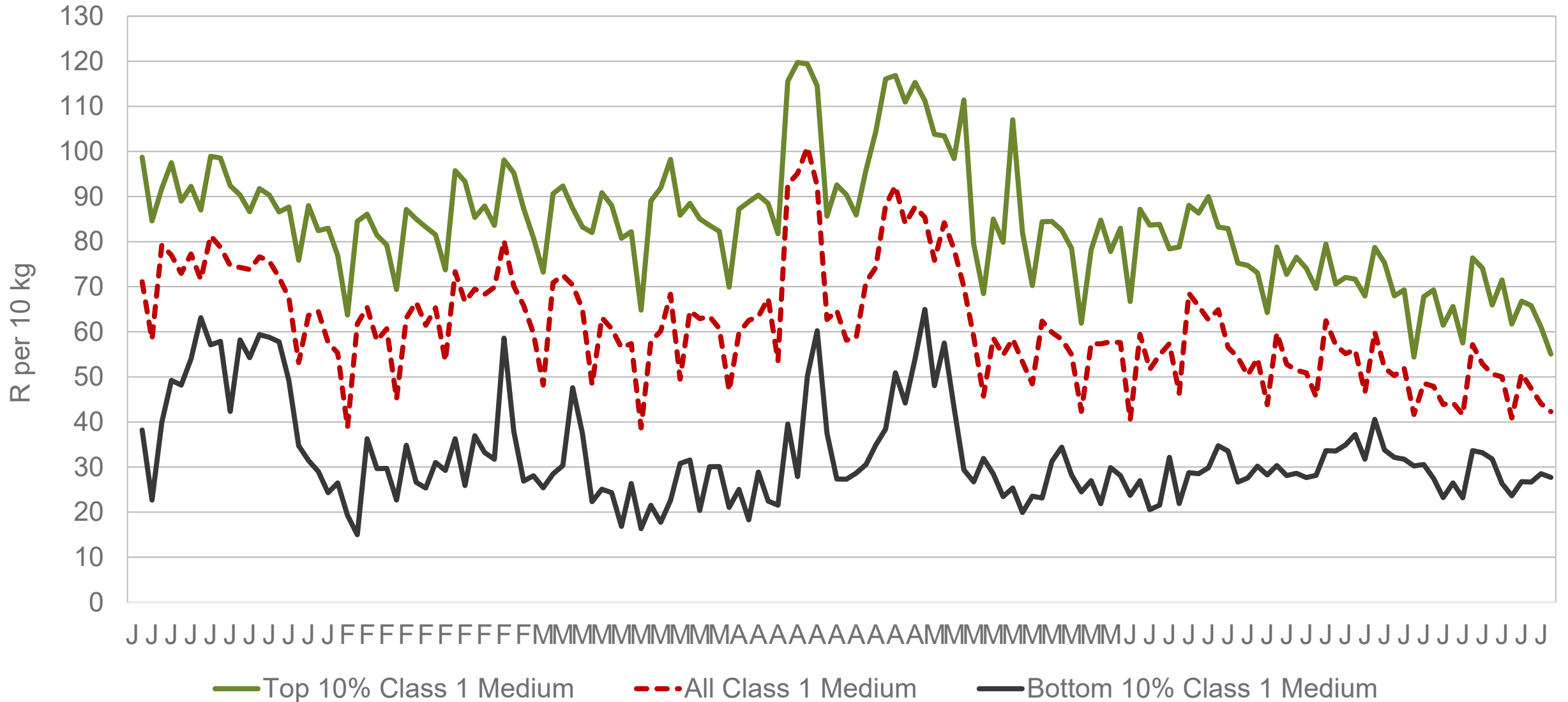
Data disclaimer: Potatoes SA does not take responsibility for the accuracy or interpretation of company data re-purposed by 3rd parties

RSA daily price versus daily available stocks (all classes & all sizes)



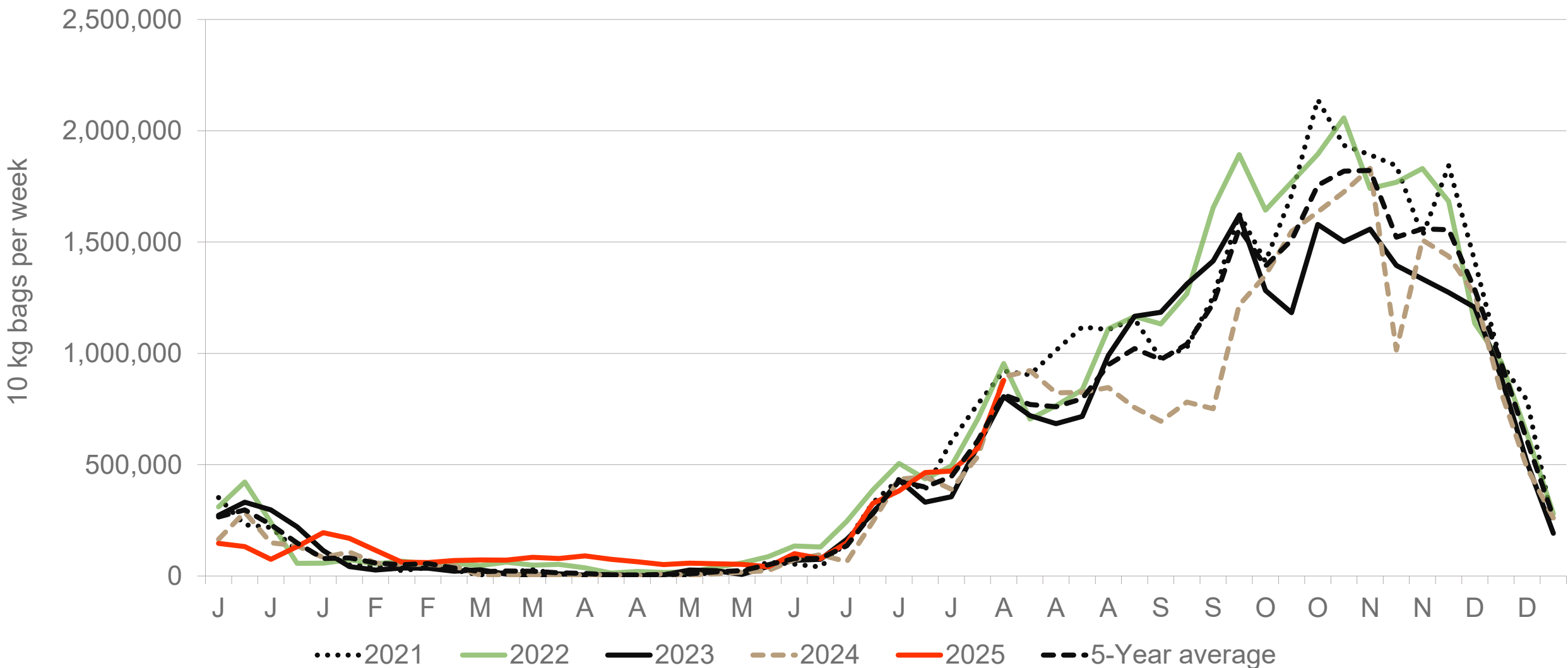
Data disclaimer: Potatoes SA does not take responsibility for the accuracy or interpretation of company data re-purposed by 3rd parties

JHB market daily : Top 10% versus bottom 10% prices – Class 1 Medium (since January 2025)



Data disclaimer: Potatoes SA does not take responsibility for the accuracy or interpretation of company data re-purposed by 3rd parties

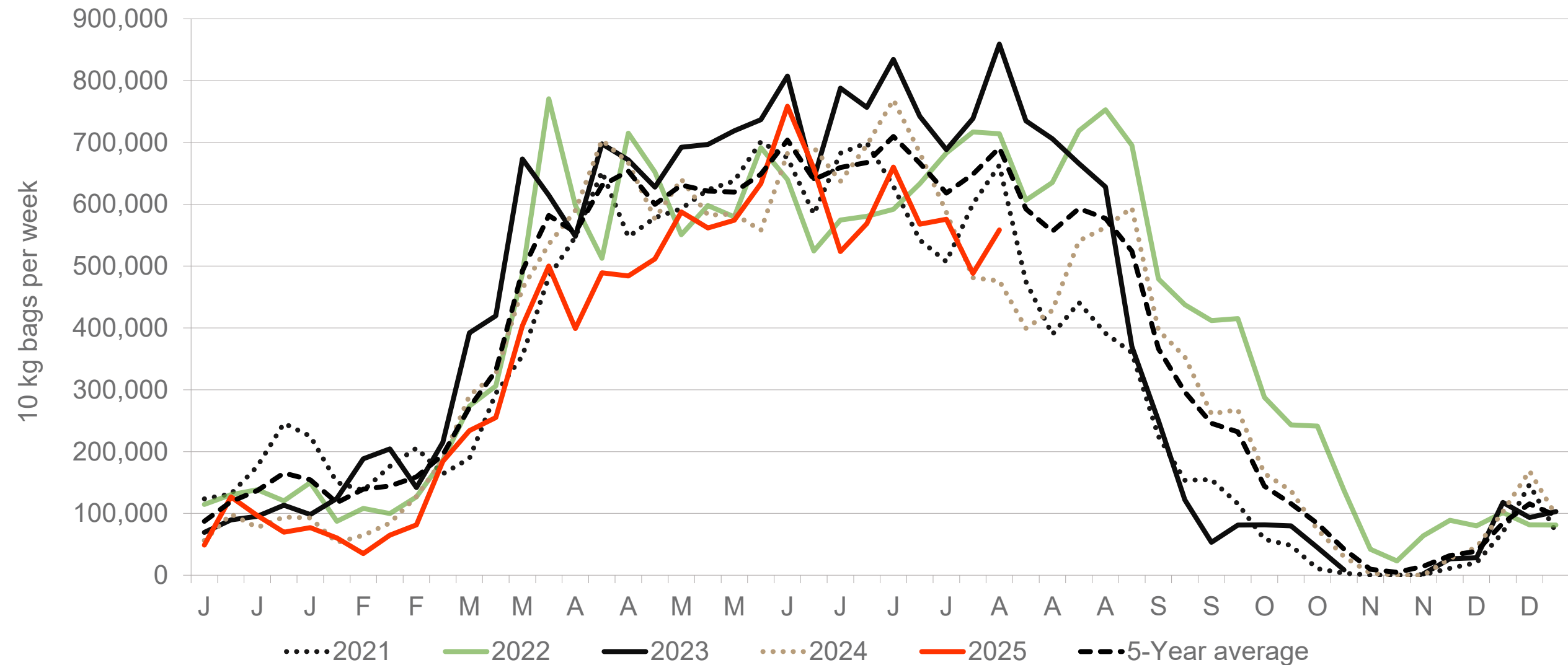
Limpopo: Amount of 10 kg bags per week sold on FPMs (all classes)



Sold 22% bags **more** than the first 31 weeks of 2024 and 591,792 bags **more** than the 5-year average (2020 to 2024) of the first 31 weeks of each year.

Data disclaimer: Potatoes SA does not take responsibility for the accuracy or interpretation of company data re-purposed by 3rd parties

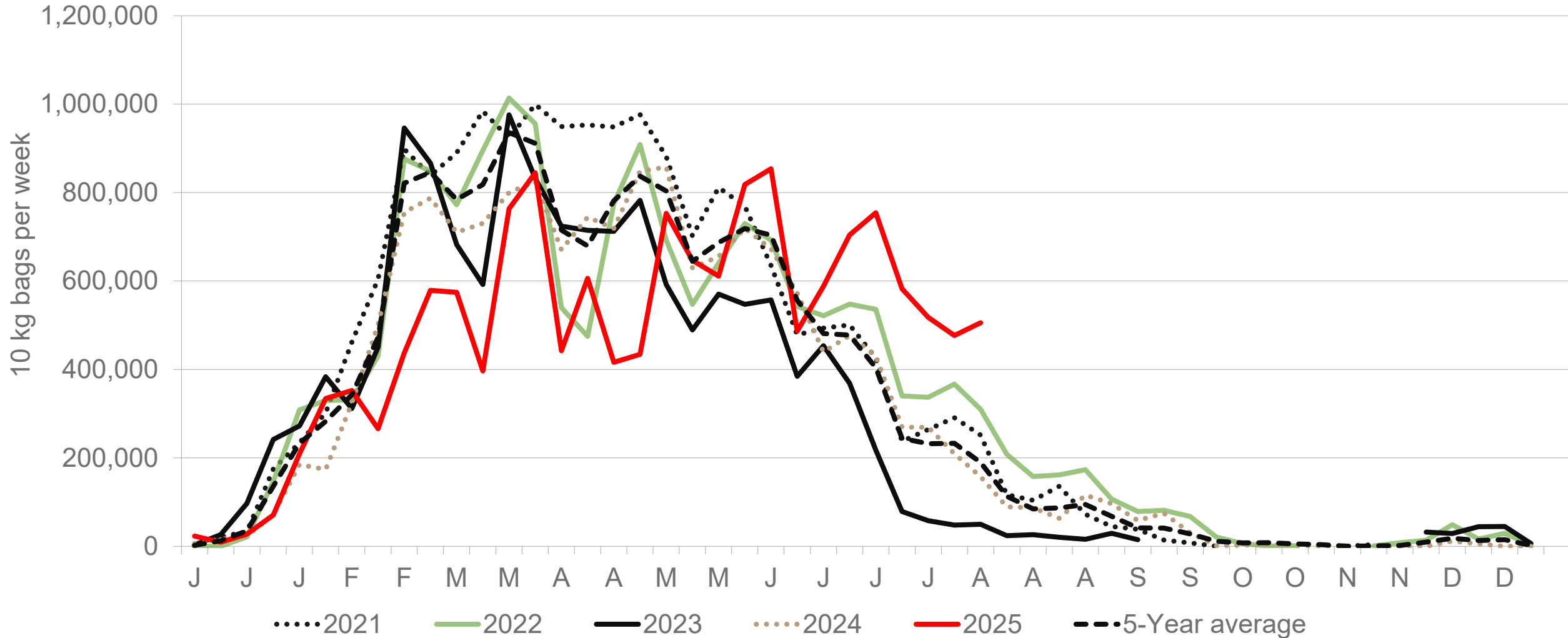
Western Free State : Amount of 10 kg bags per week sold on FPMs (all classes)



Sold 10% bags **less** than the first 31 weeks of 2024 and 2,220,543 bags **less** than the 5-year average (2020 to 2024) of the first 31 weeks of each year.

Data disclaimer: Potatoes SA does not take responsibility for the accuracy or interpretation of company data re-purposed by 3rd parties

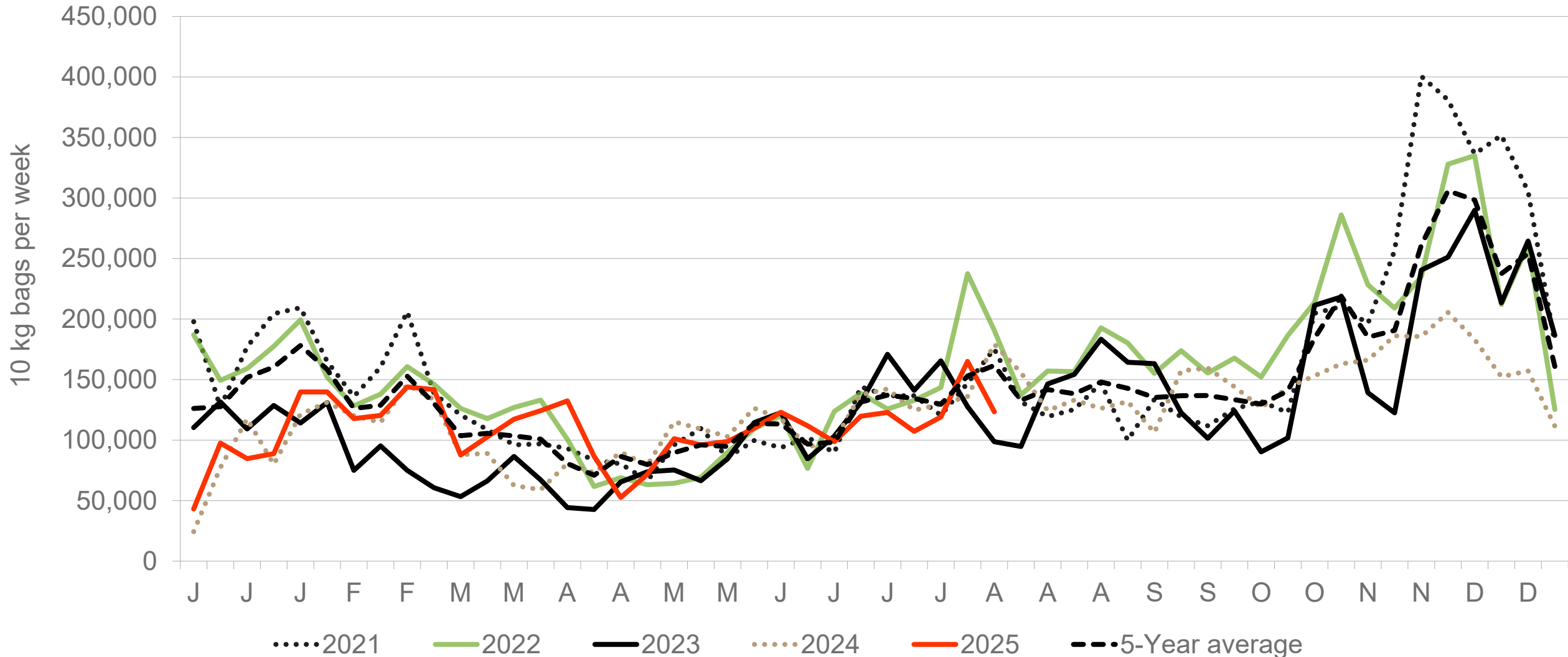
Eastern Free State: Amount of 10 kg bags per week sold on FPMs (all classes)



Sold 1% bags **less** than the first 31 weeks of 2024 and 935,392 **less** than the 5-year average (2020 to 2024) of the first 31 weeks of each year.

Data disclaimer: Potatoes SA does not take responsibility for the accuracy or interpretation of company data re-purposed by 3rd parties

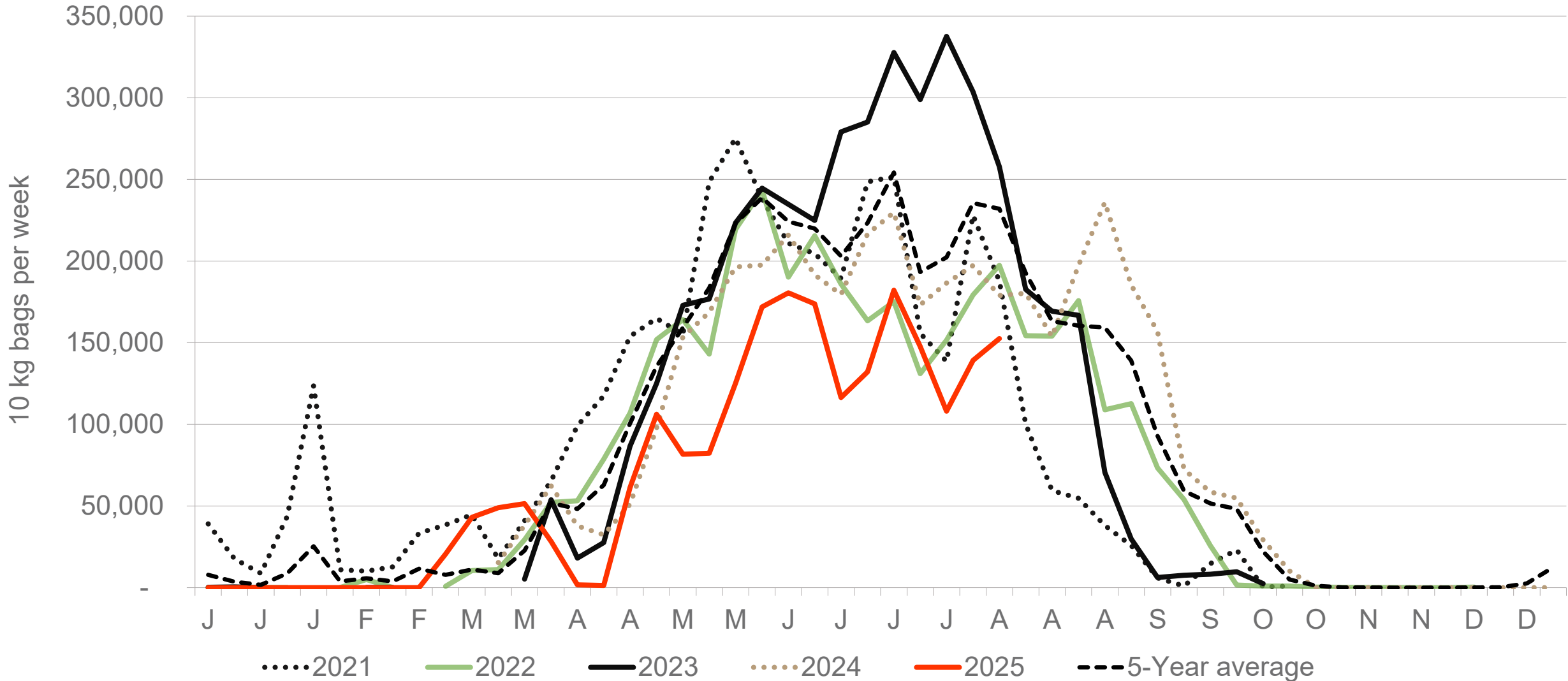
Sandveld: Amount of 10 kg bags per week sold on FPMs (all classes)



Sold 3% bags **more** than the first 31 weeks of 2024 and 330,946 bags **less** than the 5-year average (2020 to 2024) of the first 31 weeks of each year.

Data disclaimer: Potatoes SA does not take responsibility for the accuracy or interpretation of company data re-purposed by 3rd parties

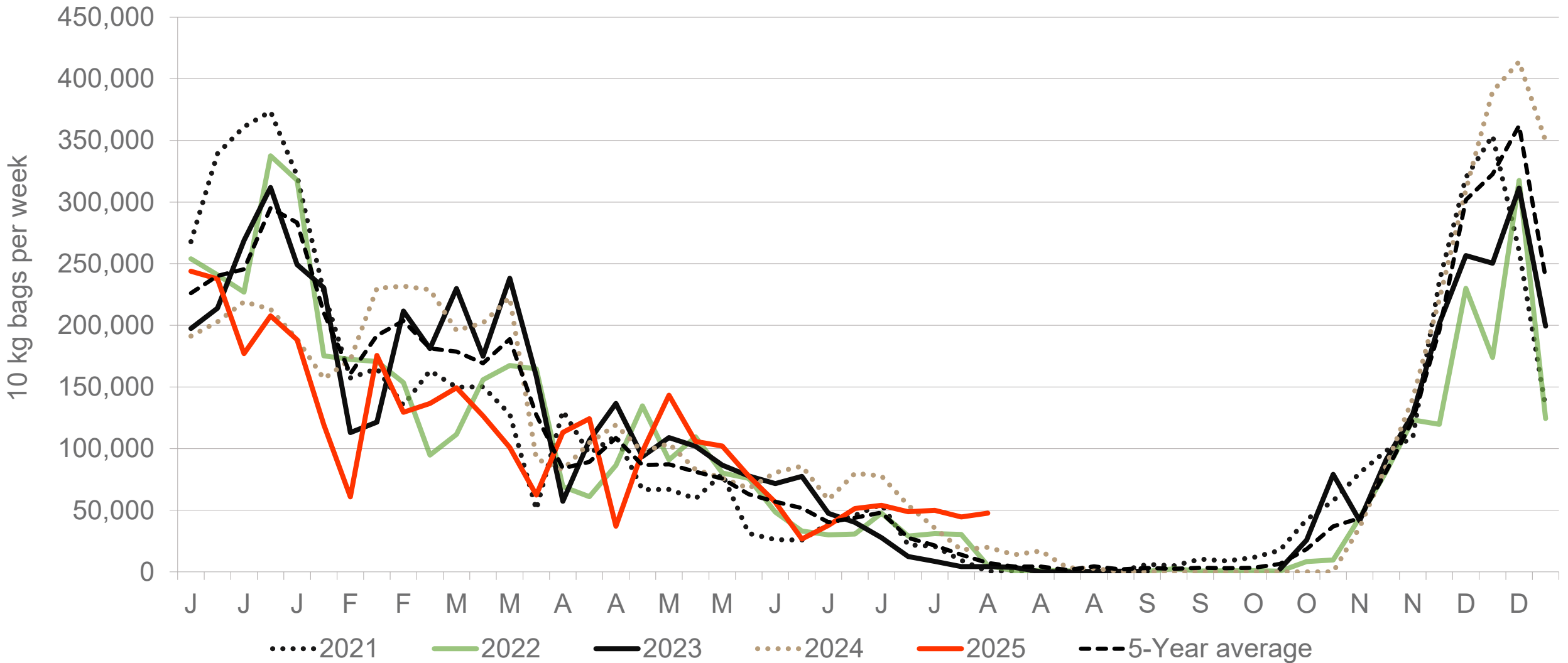
Northern Cape: Amount of 10 kg bags per week sold on FPMs (all classes)



Sold 24% bags **less** than the first 31 weeks of 2024 and 1,157,529 bags **less** than the 5-year average (2020 to 2024) of the first 31 weeks of each year.

Data disclaimer: Potatoes SA does not take responsibility for the accuracy or interpretation of company data re-purposed by 3rd parties

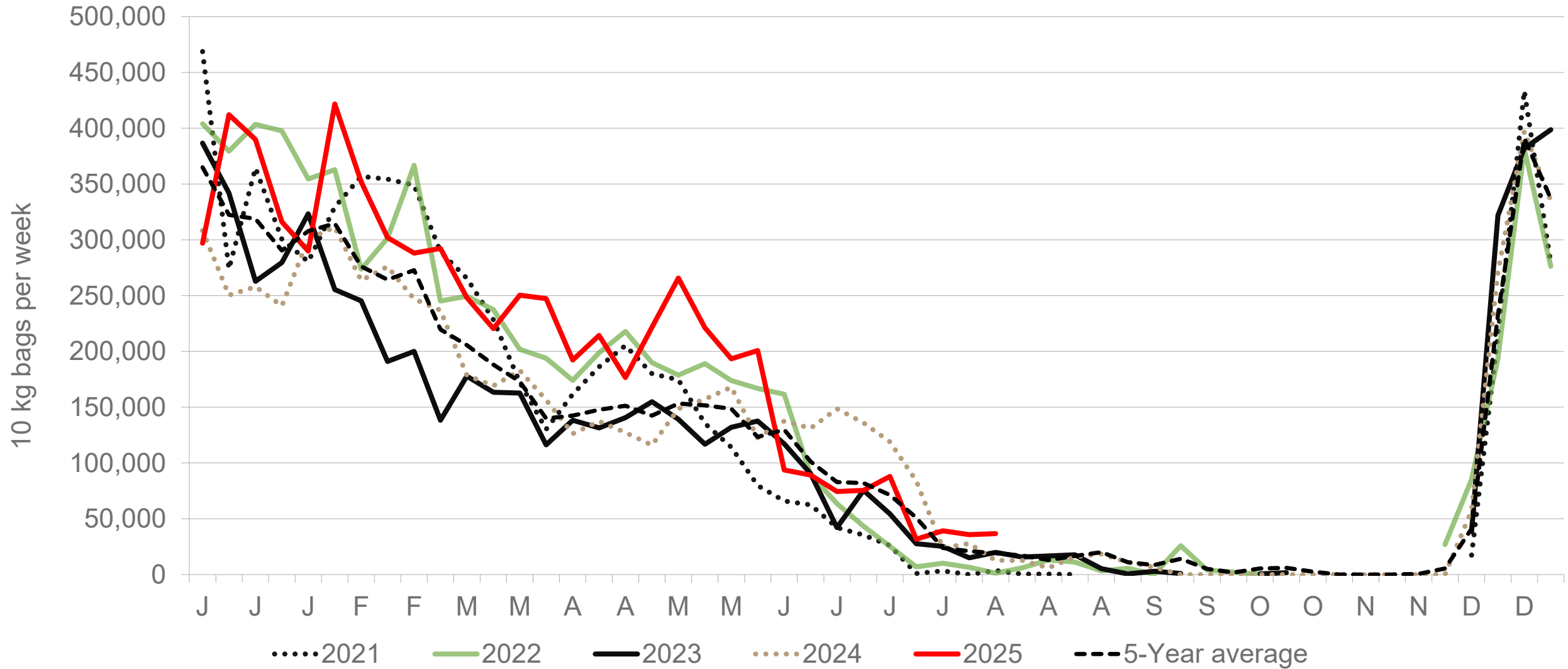
KwaZulu-Natal: Amount of 10 kg bags per week sold on FPMs (all classes)



Sold 16% bags **less** than the first 31 weeks of 2024 and 555,107 bags **less** than the 5-year average (2020 to 2024) of the first 31 weeks of each year.

Data disclaimer: Potatoes SA does not take responsibility for the accuracy or interpretation of company data re-purposed by 3rd parties

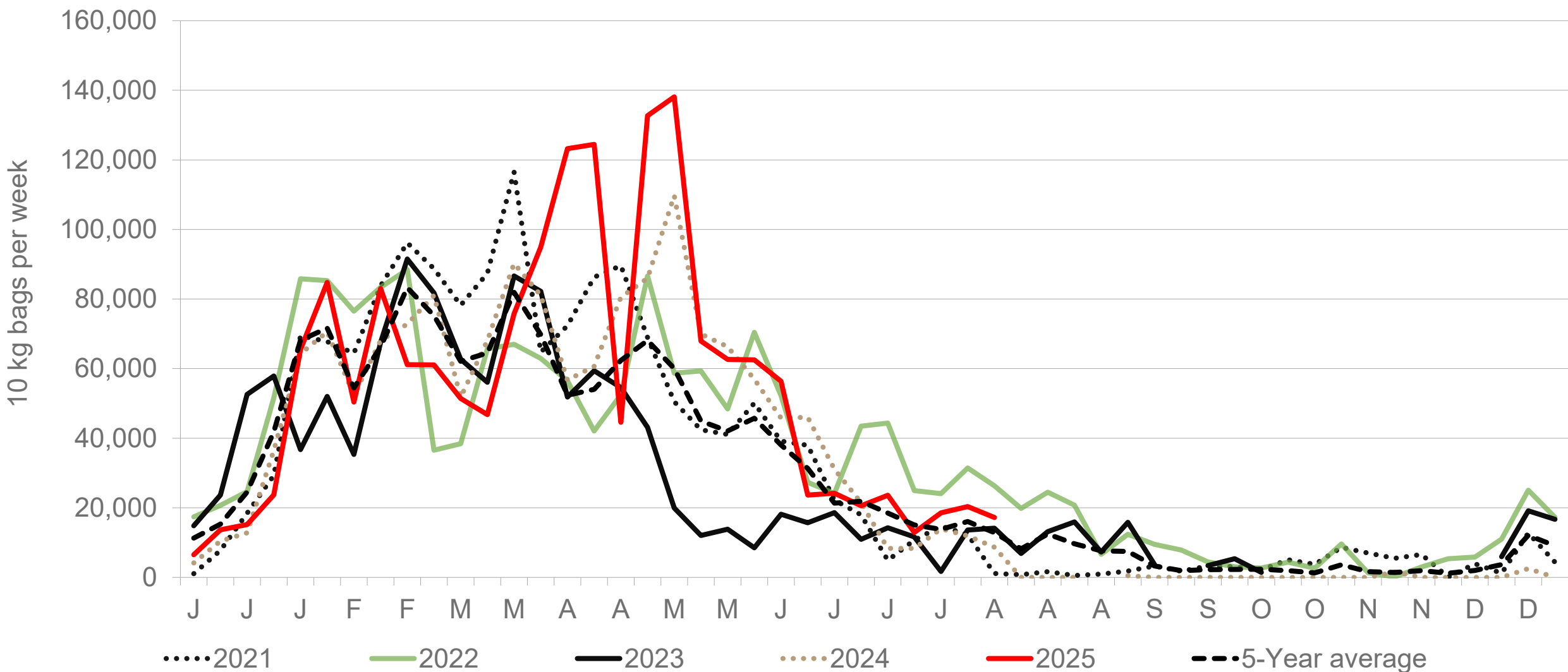
North-West: Amount of 10 kg bags per week sold on FPMs (all classes)



Sold 24% bags **more** than the first 31 weeks of 2024 and 1,174,561 **more** than the 5-year average (2020 to 2024) of the first 31 weeks of each year.

Data disclaimer: Potatoes SA does not take responsibility for the accuracy or interpretation of company data re-purposed by 3rd parties

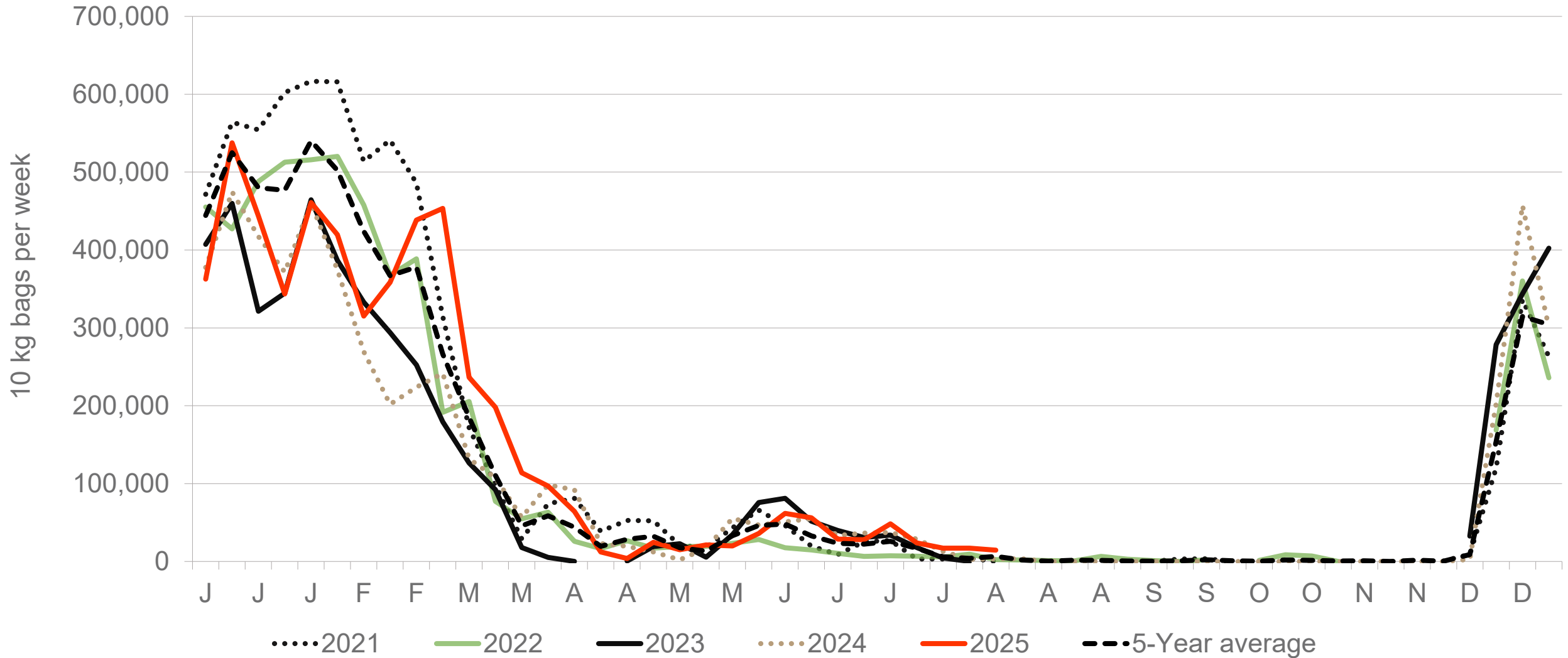
North Eastern Cape: Amount of 10 kg bags per week sold on FPMs (all classes)



Sold 10% bags **more** than the first 31 weeks of 2024 and 298,701 bags **more** than the 5-year average (2020 to 2024) of the first 31 weeks of each year.

Data disclaimer: Potatoes SA does not take responsibility for the accuracy or interpretation of company data re-purposed by 3rd parties

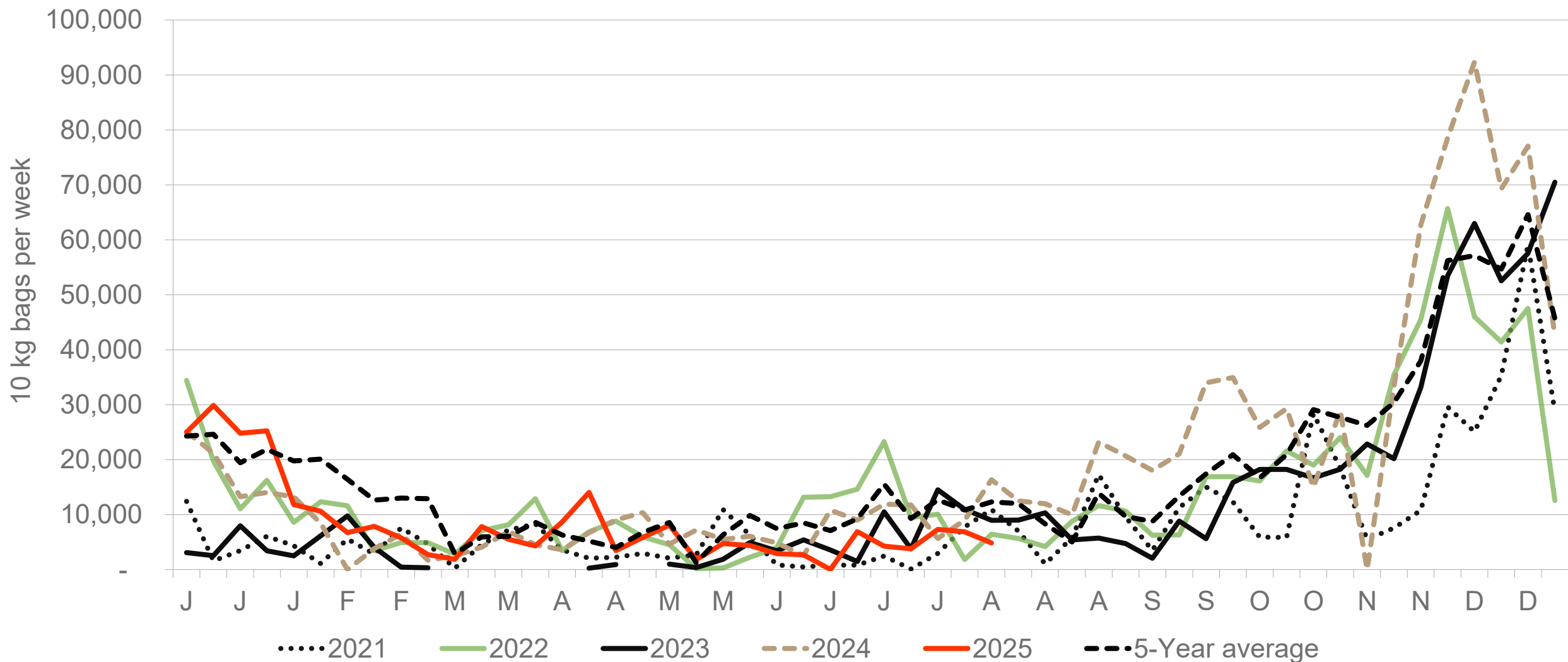
South Western Free State: Amount of 10 kg bags per week sold on FPMs (all classes)



Sold 22% bags **more** than the first 31 weeks of 2024 and 47,798 bags **more** than the 5-year average (2020 to 2024) of the first 31 weeks of each year.

Data disclaimer: Potatoes SA does not take responsibility for the accuracy or interpretation of company data re-purposed by 3rd parties

Eastern Cape: Amount of 10 kg bags per week sold on FPMs (all classes)



Sold 0% bags **more** than the first 31 weeks of 2024 and 33,262 bags **less** than the 5-year average (2020 to 2024) of the 31 weeks of each year.

Data disclaimer: Potatoes SA does not take responsibility for the accuracy or interpretation of company data re-purposed by 3rd parties

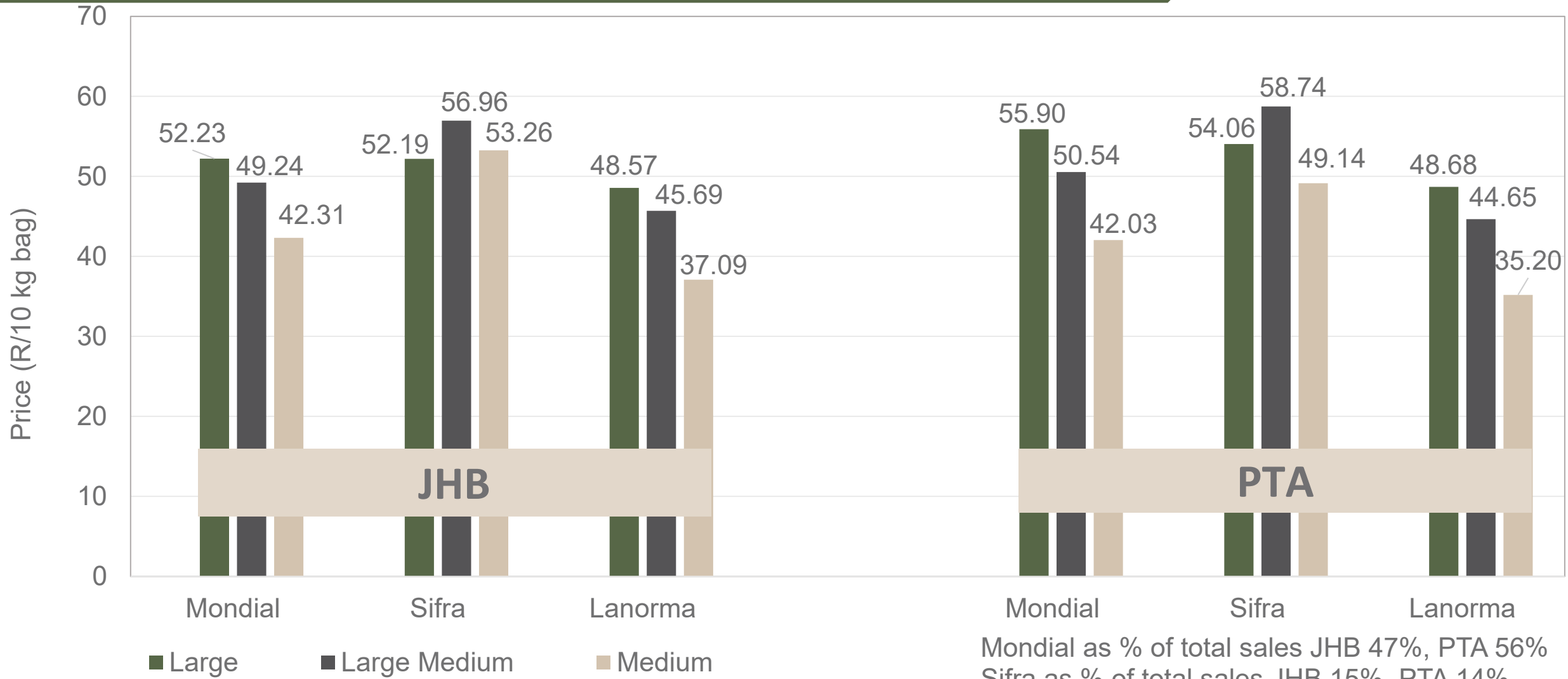
Average weekly prices and volumes for 10 kg bags of potatoes sold on selected markets from selected production regions



Klas & Grootte	Limpopo				Western Free State				Eastern Free State				Northern Cape				Sandveld		KwaZulu-Natal				All Regions	
	JOH		PRE		JOH		PRE		JOH		PRE		JOH		PRE		CAP		DUR		PIE		All Markets	
	Volume	Prices	Volume	Prices	Volume	Prices	Volume	Prices	Volume	Prices	Volume	Prices	Volume	Prices	Volume	Prices	Volume	Prices	Volume	Prices	Volume	Prices	Volume	Prices
	10kg	R/10kg	10kg	R/10kg	10kg	R/10kg	10kg	R/10kg	10kg	R/10kg	10kg	R/10kg	10kg	R/10kg	10kg	R/10kg	10kg	R/10kg	10kg	R/10kg	10kg	R/10kg	10kg	R/10kg
1L	171 084	53.42	76 856	56.14	24 243	49.53	8 353	59.44	60 590	43.81	15 851	47.31	4 201	53.70	438	65.80	15 081	80.80	1 998	43.10	2 263	50.11	498 217	54.42
1L/M	111 623	53.04	53 672	54.53	46 364	49.50	14 698	52.05	46 148	41.37	18 477	43.24	6 984	72.92	850	58.75	19 122	69.97	6 055	43.11	2 608	42.48	474 177	52.91
1M	73 455	48.76	35 425	49.30	55 442	46.77	13 747	46.50	35 278	33.46	14 442	36.23	1 196	58.54	1 027	55.10	43 157	61.60	2 071	37.99	1 880	44.19	424 458	48.96
1S	19 669	29.93	8 093	30.31	12 229	31.51	986	22.93	7 982	22.96	3 537	16.40	490	9.71	69	19.78	11 824	50.79	2 516	21.23	2 557	19.72	110 933	31.99
1S/M	13 073	40.14	5 756	37.38	25 301	37.67	4 845	34.44	9 824	25.59	5 450	25.79	1 278	26.89	2	47.50	2 165	61.77	3 791	45.58	492	30.02	129 000	39.00
1XL	617	51.26	-	-	373	34.63	-	-	2 812	45.54	-	-	-	-	-	-	-	-	-	-	-	-	4 022	46.19
1XS	12 238	34.03	-	-	5 269	18.11	-	-	3 774	15.30	-	-	-	-	-	-	-	-	-	-	-	-	22 995	26.62
1XXS	-	-	-	-	-	-	-	-	-	-	-	-	-	-	-	-	-	-	-	-	-	-	-	-
2L	33 297	40.75	18 108	43.94	9 114	36.97	7 332	45.44	25 002	34.83	13 276	40.81	-	-	124	55.00	4 396	65.45	1 100	50.35	110	45.91	161 820	43.68
2L/M	13 348	39.54	12 230	43.08	11 763	36.55	11 623	44.24	12 092	32.55	8 298	39.00	950	38.19	483	46.37	6 635	59.46	1 169	41.33	55	45.00	136 866	42.31
2M	13 693	31.18	6 771	37.27	14 271	32.42	10 105	38.72	14 692	26.38	6 493	28.43	2 535	32.39	1 158	40.98	8 497	52.85	3 721	21.13	2 536	35.77	138 503	35.54
2S	1 857	17.60	903	27.32	2 496	23.69	478	27.60	2 385	18.21	2 329	17.79	308	25.00	6	15.00	1 908	39.00	540	21.85	333	27.55	21 470	23.80
2S/M	420	27.29	51	35.10	5 457	24.19	2 254	32.66	3 250	22.71	4 667	22.76	478	22.63	-	-	26	45.00	1 100	20.00	88	20.00	37 442	26.46
2XL	-	-	-	-	276	35.17	-	-	3 542	43.74	-	-	-	-	-	-	-	-	-	-	-	-	3 818	43.12
2XS	-	-	-	-	1 095	10.09	-	-	-	-	-	-	-	-	-	-	-	-	-	-	-	-	2 442	9.55
2XXS	-	-	-	-	-	-	-	-	-	-	-	-	-	-	-	-	-	-	-	-	-	-	-	-
3L	7 518	32.43	3 707	31.78	803	34.14	2 504	28.55	6 204	24.85	7 073	29.50	2 742	30.55	-	-	186	49.50	-	-	-	-	49 178	32.29
3L/M	5 035	30.70	1 122	26.18	5 786	27.63	3 119	33.01	19 264	20.43	2 382	27.57	993	24.43	110	35.00	-	-	-	-	-	-	55 317	27.97
3M	9 218	27.17	2 608	29.74	11 104	23.66	3 349	25.02	5 617	16.70	2 849	22.75	4 638	21.29	535	25.49	925	40.55	-	-	220	25.39	73 702	25.89
3S/M	220	20.00	-	-	330	15.00	742	23.31	1 980	15.79	1 863	13.04	112	19.55	312	13.39	-	-	-	-	-	-	13 006	16.79
3XS	-	-	-	-	-	-	-	-	-	-	-	-	-	-	-	-	-	-	-	-	-	-	-	-
3XXS	-	-	-	-	-	-	-	-	-	-	-	-	-	-	-	-	-	-	-	-	-	-	-	-
4L	-	-	-	-	-	-	-	-	-	-	1 973	26.42	-	-	-	-	-	-	-	-	-	-	2 305	27.11
4L/M	-	-	-	-	-	-	132	20.00	-	-	-	-	-	-	110	20.00	-	-	-	-	-	-	1 453	25.80
4M	-	-	-	-	-	-	440	28.00	-	-	219	20.00	-	-	-	-	-	-	-	-	110	15.23	3 685	22.96
4S	-	-	-	-	-	-	-	-	-	-	-	-	-	-	-	-	-	-	-	-	-	-	-	-
4S/M	-	-	-	-	-	-	-	-	-	-	-	-	-	-	-	-	-	-	-	-	-	-	86	7.91
Total	486 695	47.70	227 995	49.79	231 716	40.70	85 000	43.71	261 276	34.36	110 022	35.42	27 155	44.03	5 226	45.44	123 370	60.86	25 561	35.25	13 892	35.92	2 394 479	45.12

Data disclaimer: Potatoes SA does not take responsibility for the accuracy or interpretation of company data re-purposed by 3rd parties

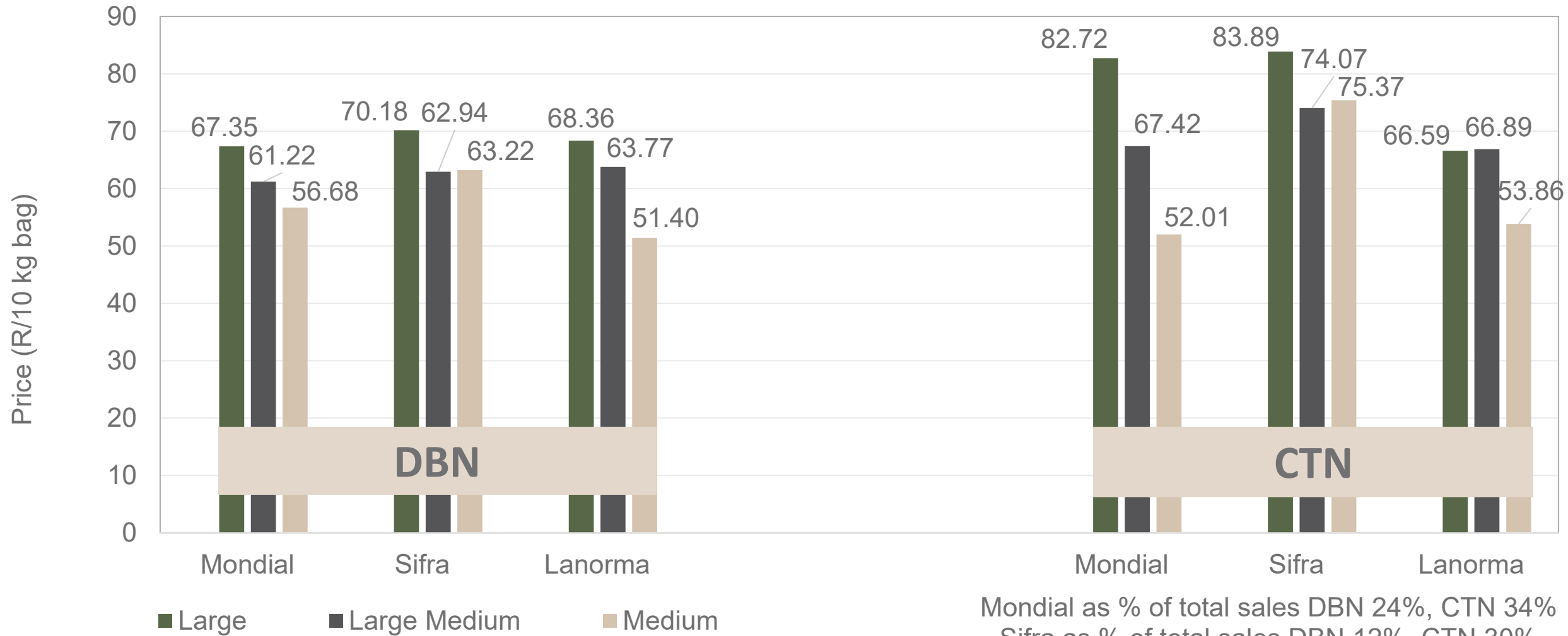
PTA & JHB markets: Average Prices - Different Sizes (only 10 kg bags)



Mondial as % of total sales JHB 47%, PTA 56%
 Sifra as % of total sales JHB 15%, PTA 14%
 Lanorma as % of total sales JHB 5%, PTA 6%

Data disclaimer: Potatoes SA does not take responsibility for the accuracy or interpretation of company data re-purposed by 3rd parties

DBN & CTN markets: Average Prices - Different Sizes (only 10 kg bags)



Mondial as % of total sales DBN 24%, CTN 34%
 Sifra as % of total sales DBN 12%, CTN 30%
 Lanorma as % of total sales DBN 8%, CTN 12%

Thank you for your time

Feel free to contact us

Dikgetho@potatoes.co.za

Jodie@potatoes.co.za



+27 (0)12 349 1906



6 De Havilland Crescent

Persequor Techno Park

Persequor Park

Pretoria



www.potatoes.co.za



Potatoes
Aartappels SA