



Weekly Market Information

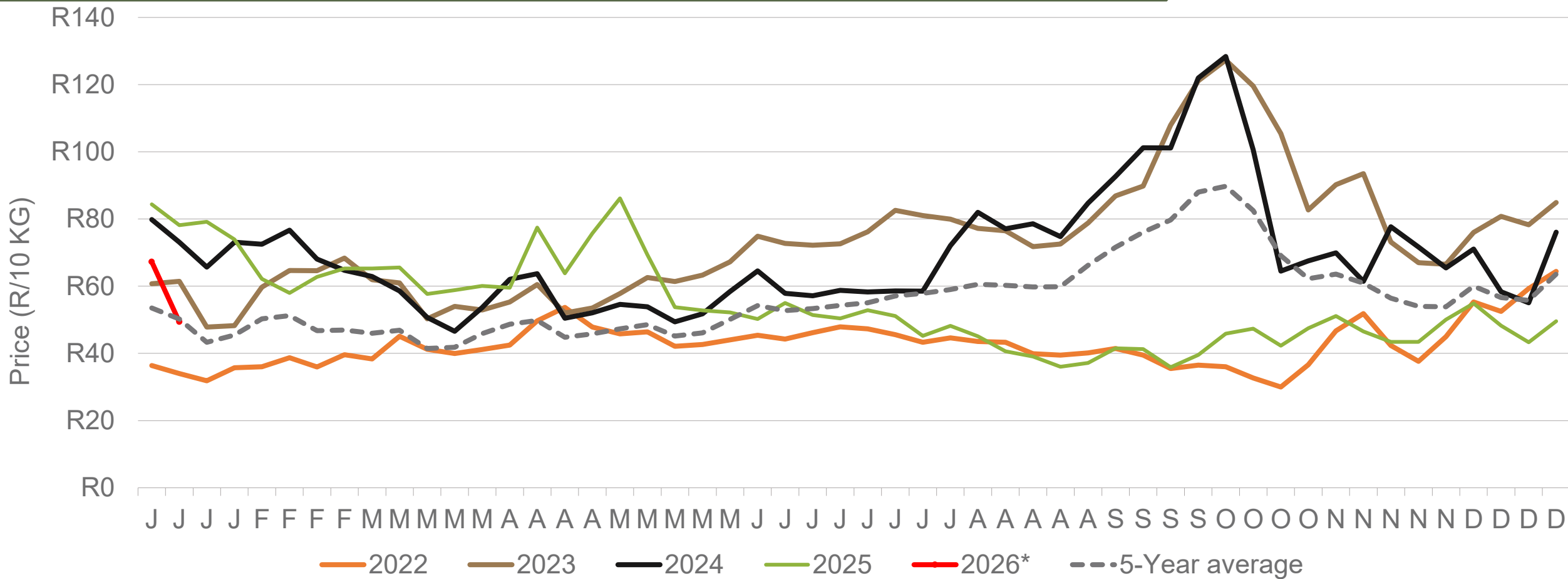
9 January 2026



Potatoes
Aartappels SA

www.potatoes.co.za


Average weekly price – all markets & all classes



Number of bags sold

78%


(Week on Week)



Average weekly price

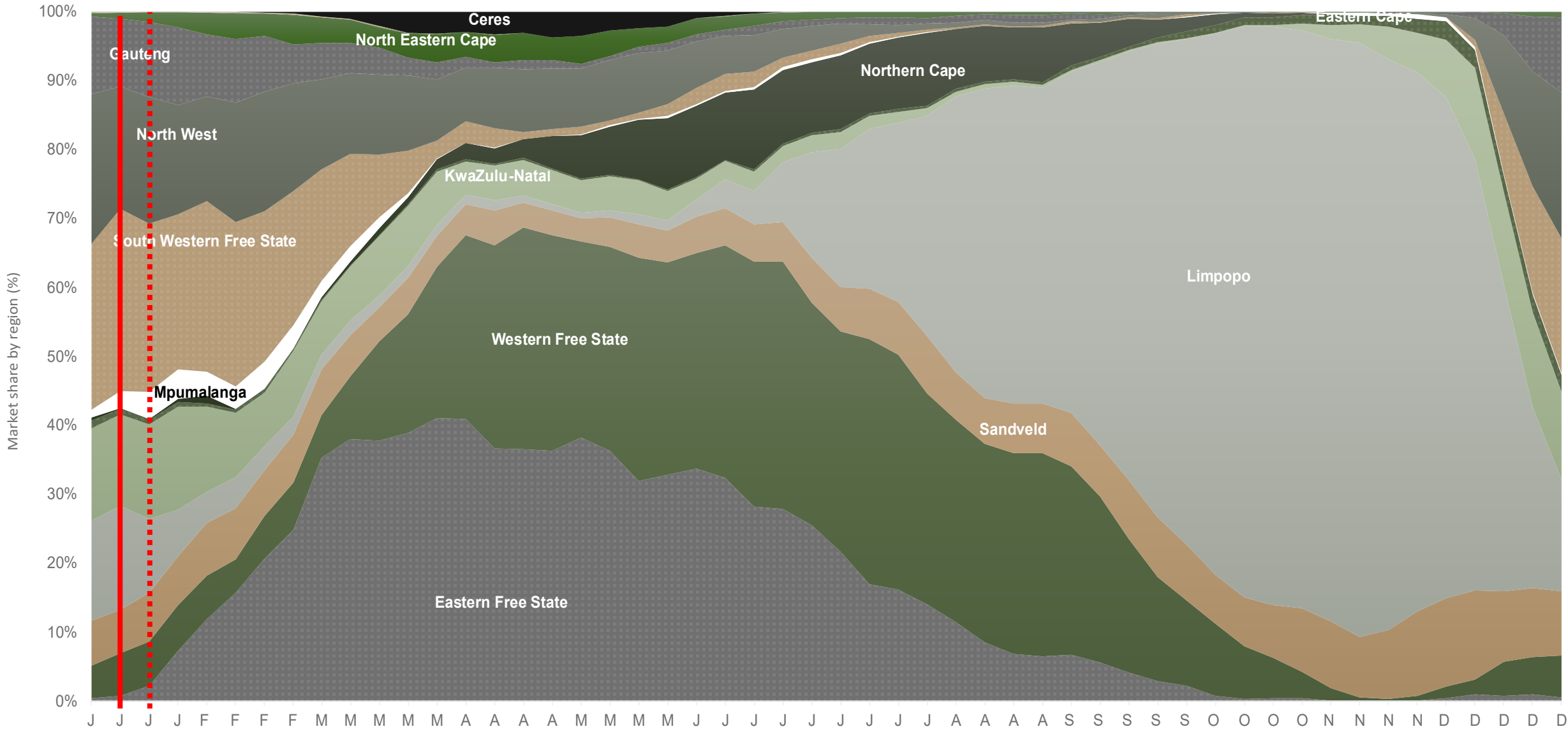
27%

(Week on week)



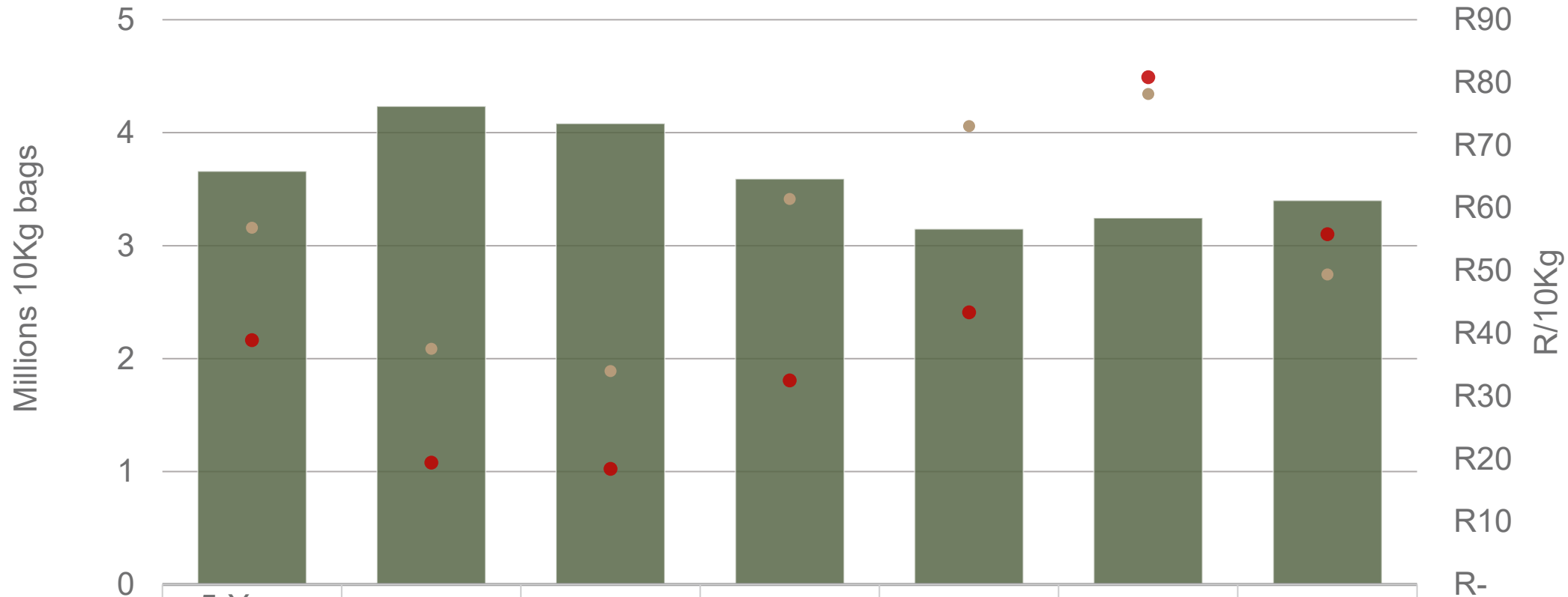
Data disclaimer: Potatoes SA does not take responsibility for the accuracy or interpretation of company data re-purposed by 3rd parties

Market share of regions on fresh produce markets 2021-2025



Data disclaimer: Potatoes SA does not take responsibility for the accuracy or interpretation of company data re-purposed by 3rd parties

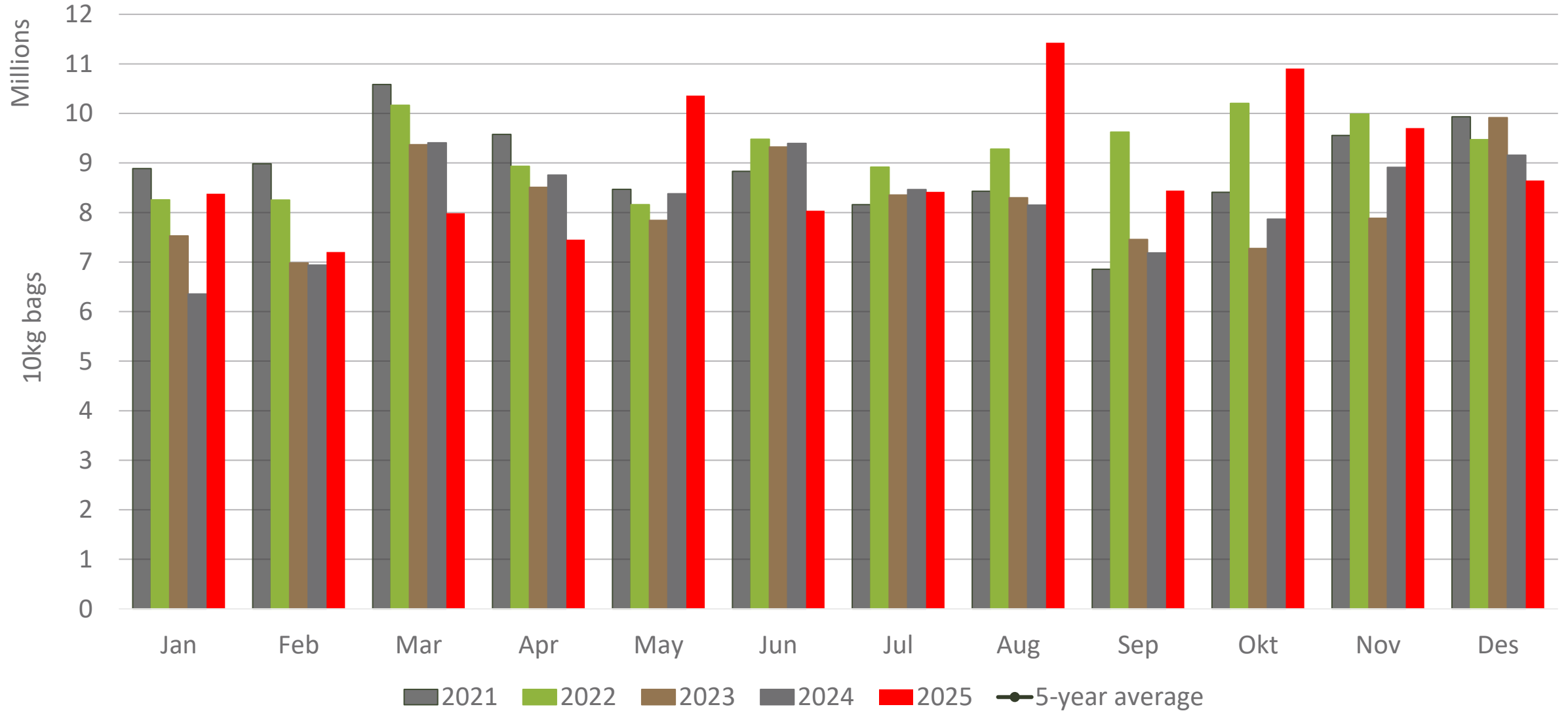
Cumulative total number of 10 kg bags sold on markets



Sold 259,547 bags **less** than the **5-year average** (2021 to 2025) of the first 2 weeks of 2026

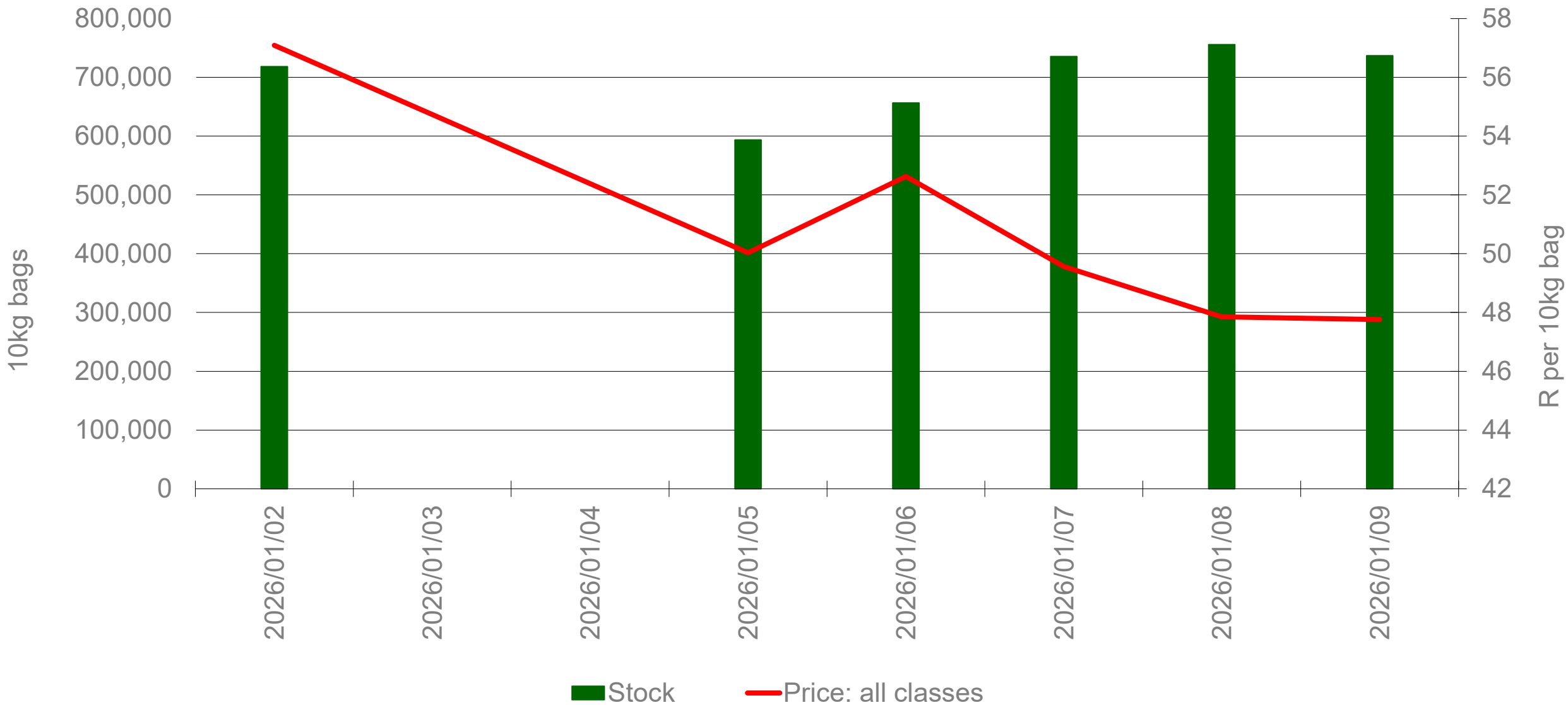
Data disclaimer: Potatoes SA does not take responsibility for the accuracy or interpretation of company data re-purposed by 3rd parties

Monthly sales volumes on markets: Potatoes



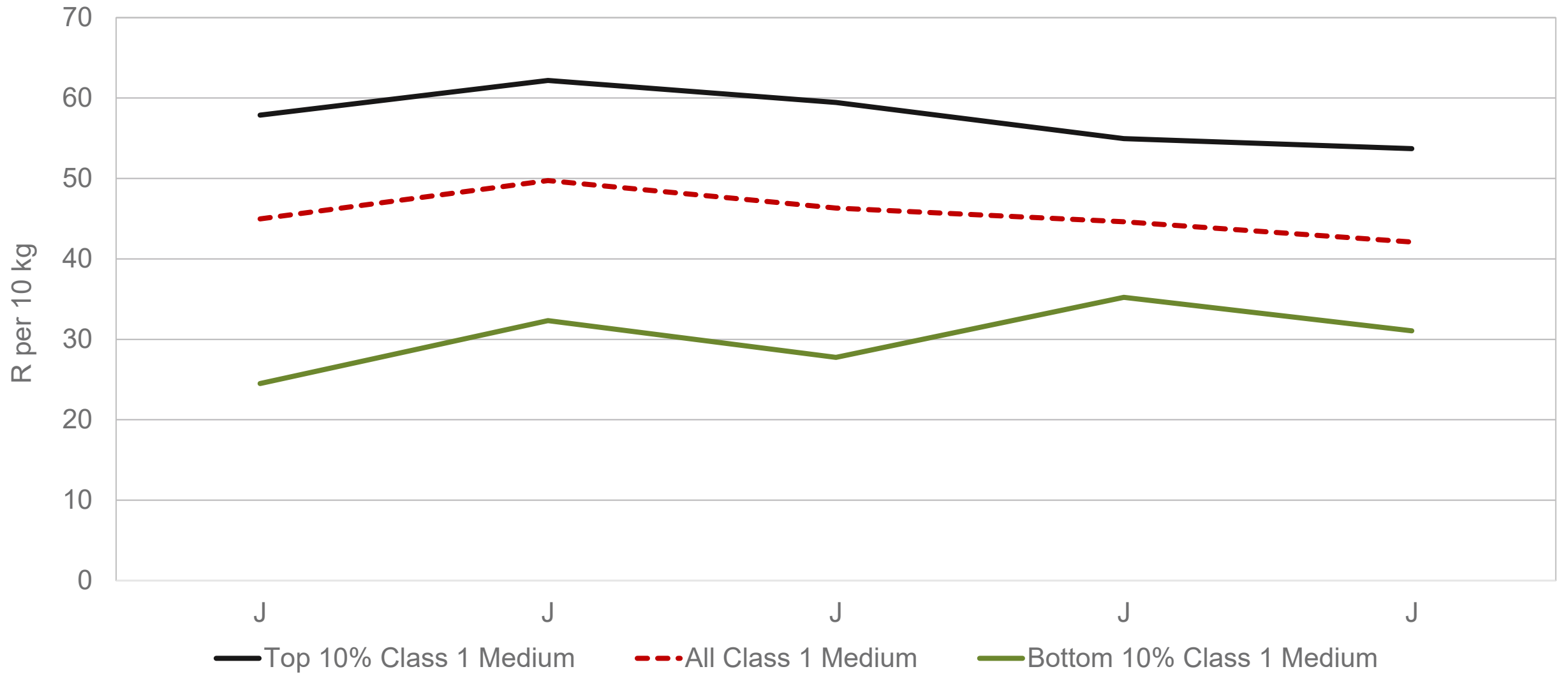
Data disclaimer: Potatoes SA does not take responsibility for the accuracy or interpretation of company data re-purposed by 3rd parties

RSA daily price versus daily available stocks (all classes & all sizes)



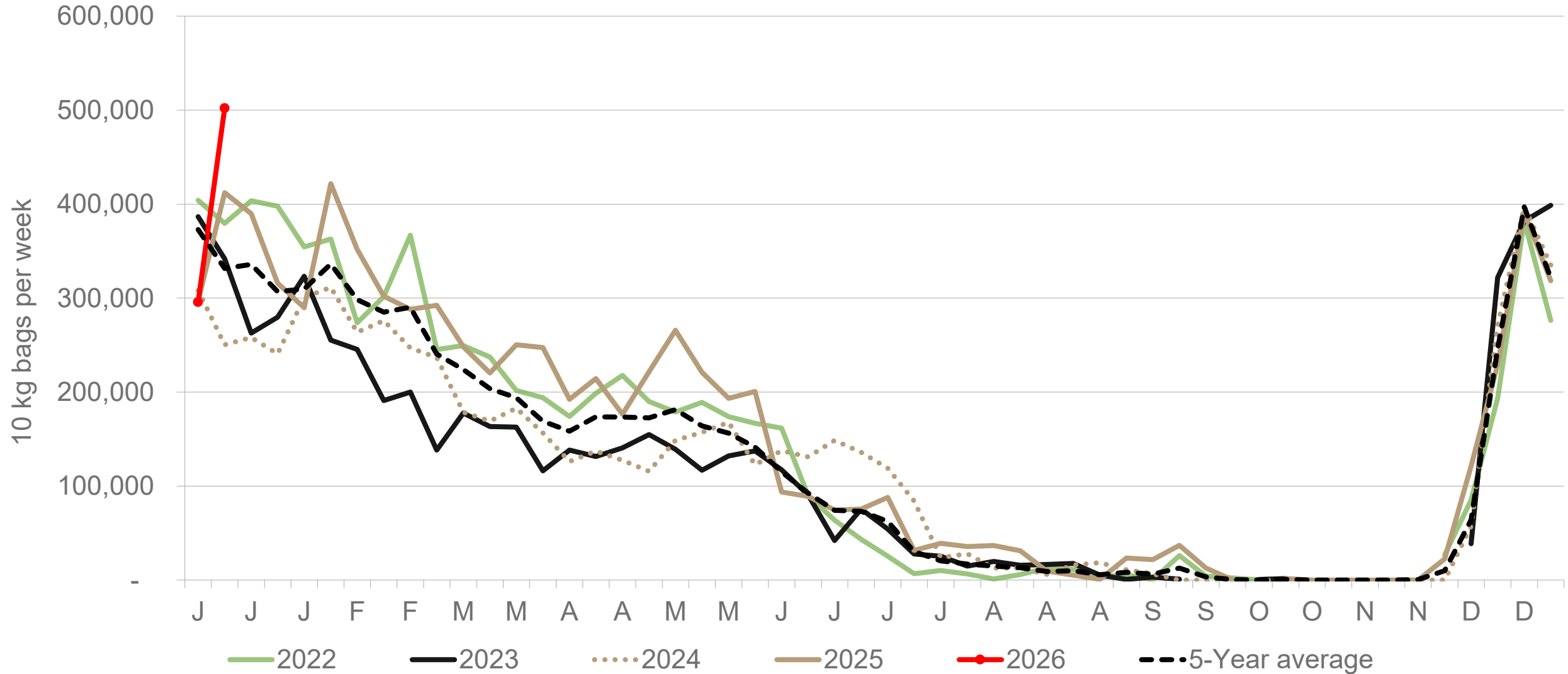
Data disclaimer: Potatoes SA does not take responsibility for the accuracy or interpretation of company data re-purposed by 3rd parties

JHB market daily : Top 10% versus bottom 10% prices – Class 1 Medium (since January 2026)



Data disclaimer: Potatoes SA does not take responsibility for the accuracy or interpretation of company data re-purposed by 3rd parties

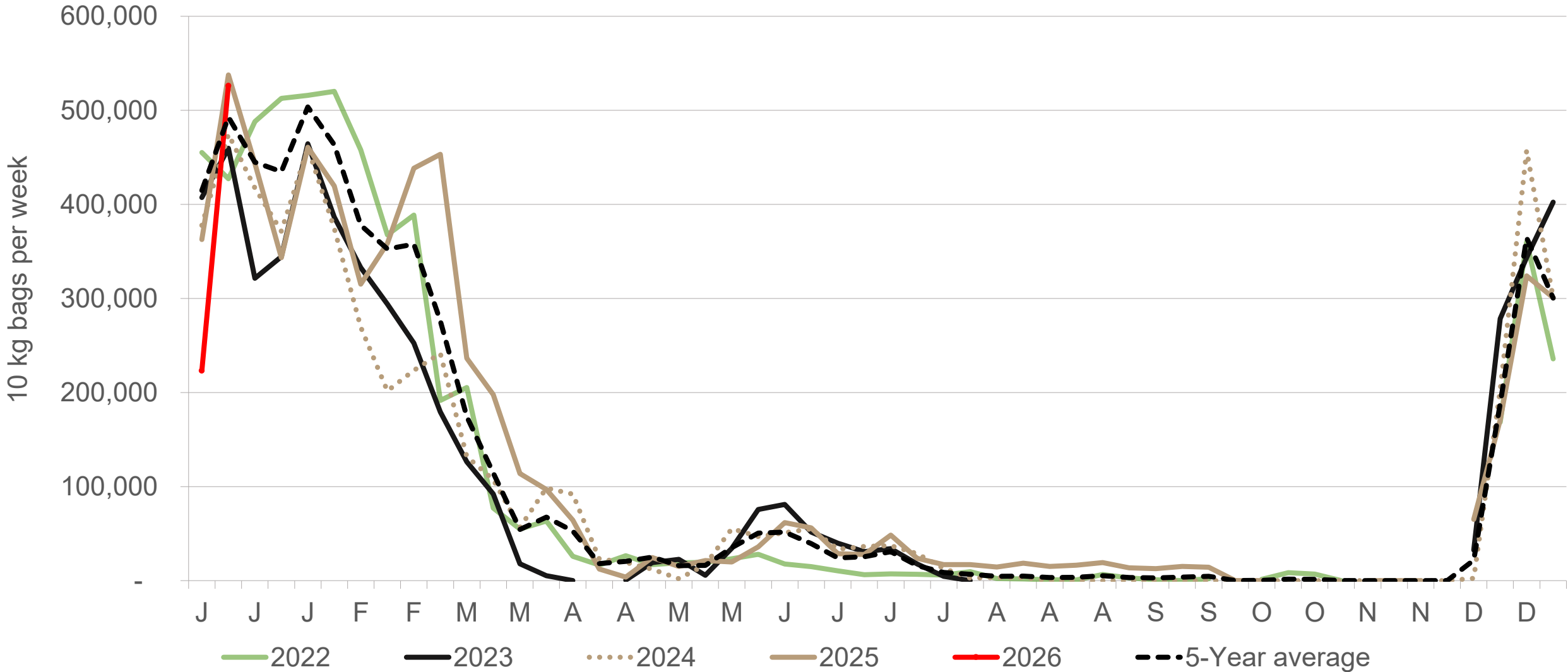
North-West: Amount of 10 kg bags per week sold on FPMs (all classes)



Sold 23% bags **more** than the first 2 weeks of 2026 and 93,257 **more** than the 5-year average (2021 to 2025) of the first 2 weeks of each year.

Data disclaimer: Potatoes SA does not take responsibility for the accuracy or interpretation of company data re-purposed by 3rd parties

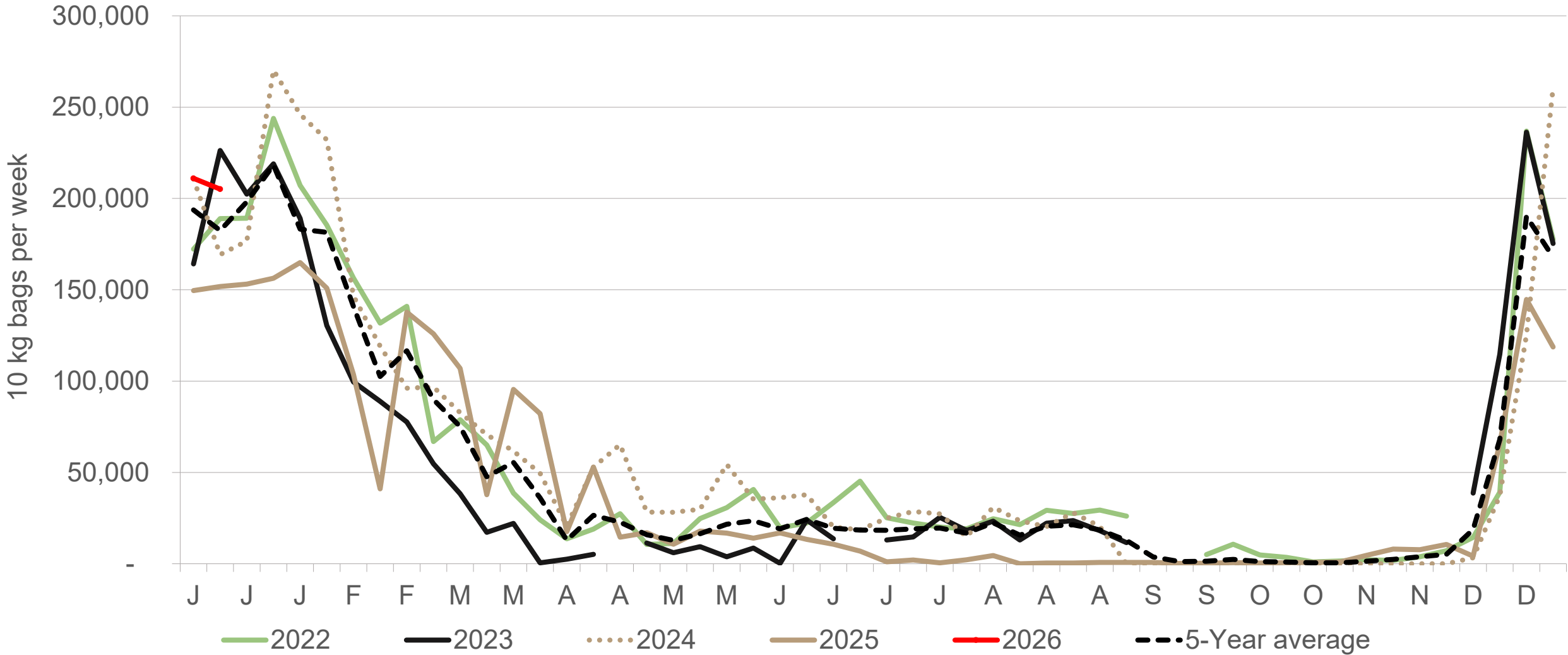
South Western Free State: Amount of 10 kg bags per week sold on FPMs (all classes)



Sold 17%% bags **less** than the first 2 weeks of 2026 and 158,195 bags **less** than the 5-year average (2021 to 2025) of the first 2 weeks of each year.

Data disclaimer: Potatoes SA does not take responsibility for the accuracy or interpretation of company data re-purposed by 3rd parties

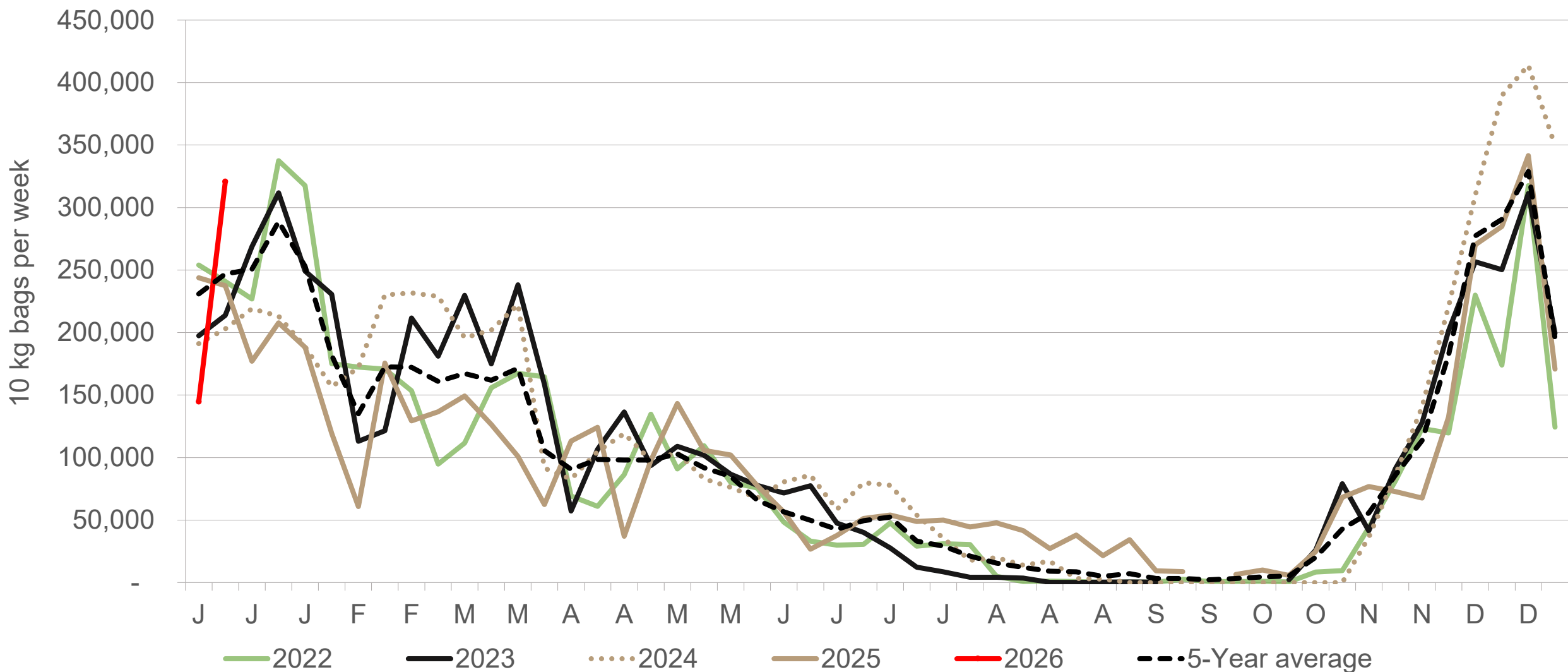
Gauteng: Amount of 10 kg bags per week sold on FPMs (all classes)



Sold 38%% bags more than the first 2 weeks of 2026 and 39,971 bags more than the 5-year average (2021 to 2025) of the first 2 weeks of each year.

Data disclaimer: Potatoes SA does not take responsibility for the accuracy or interpretation of company data re-purposed by 3rd parties

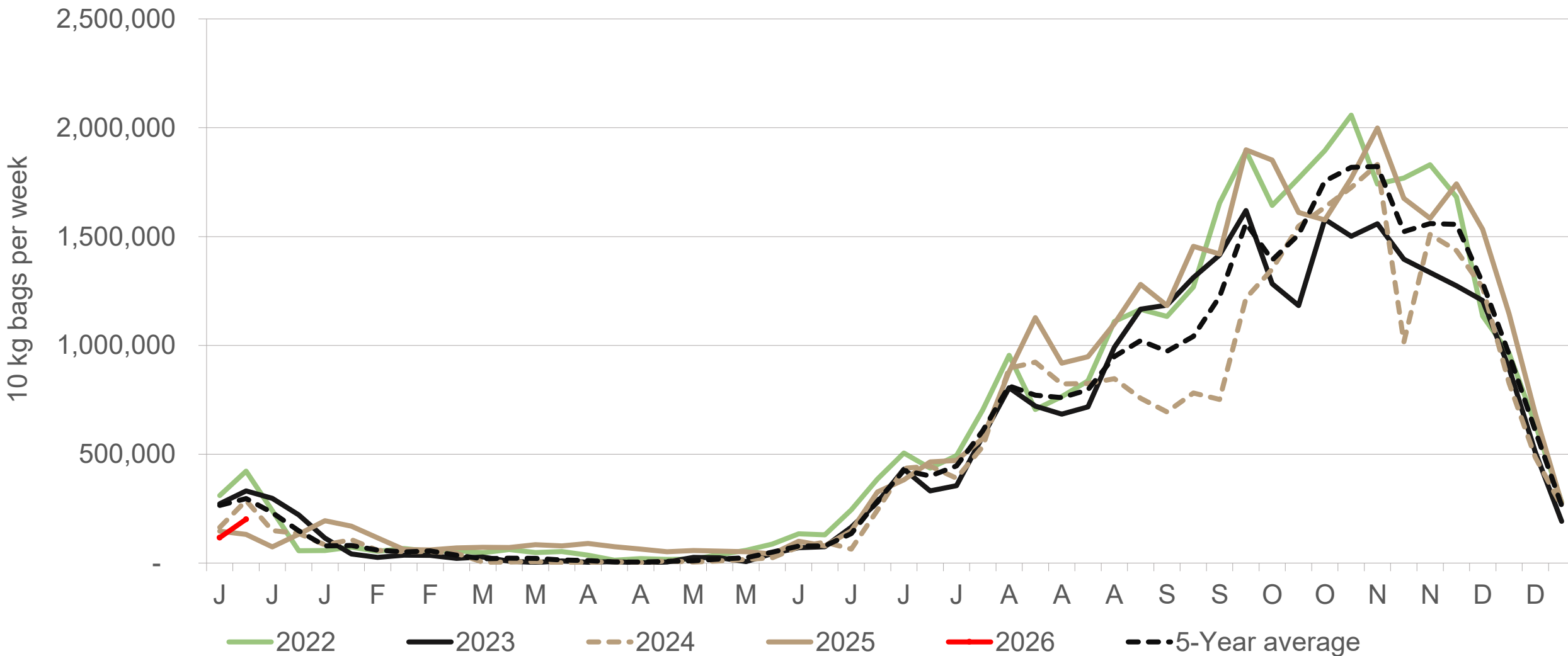
KwaZulu-Natal: Amount of 10 kg bags per week sold on FPMs (all classes)



Sold 3% bags **less** than the first 2 weeks of 2026 and 12,108 bags **less** than the 5-year average (2021 to 2025) of the first 2 weeks of each year.

Data disclaimer: Potatoes SA does not take responsibility for the accuracy or interpretation of company data re-purposed by 3rd parties

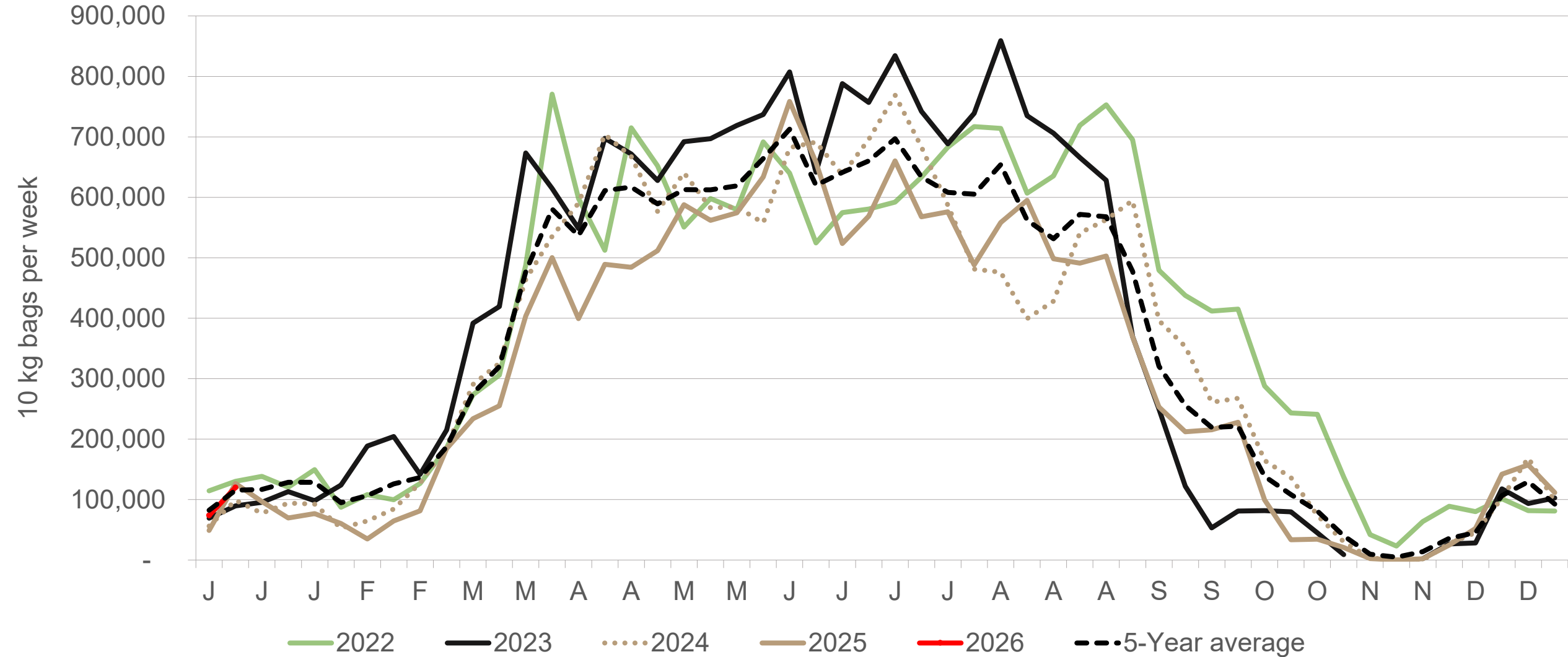
Limpopo: Amount of 10 kg bags per week sold on FPMs (all classes)



Sold 14% bags **more** than the first 2 weeks of 2026 and 211,477 bags **less** than the 5-year average (2021 to 2025) of the first 2 weeks of each year

Data disclaimer: Potatoes SA does not take responsibility for the accuracy or interpretation of company data re-purposed by 3rd parties

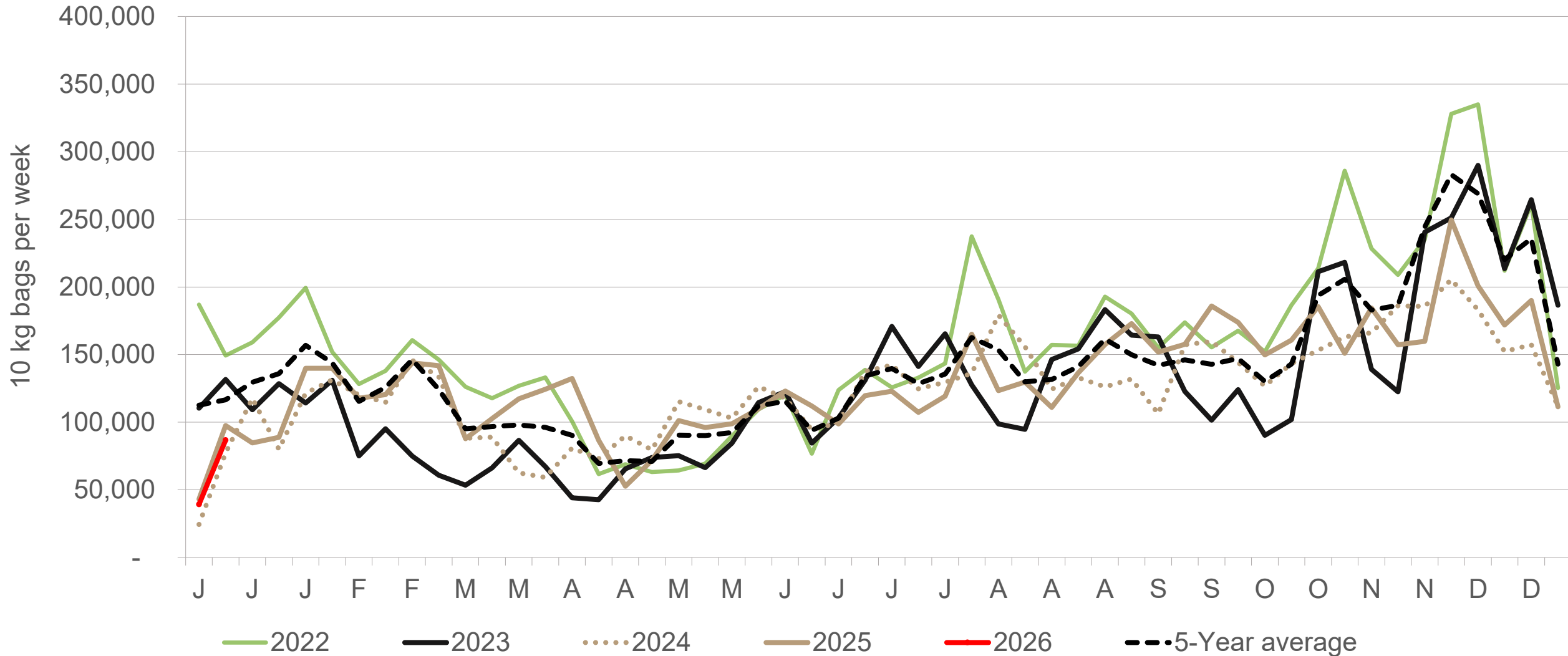
Western Free State : Amount of 10 kg bags per week sold on FPMs (all classes)



Sold 10% bags **more** than the first 2 weeks of 2026 and 3,913 bags **less** than the 5-year average (2021 to 2025) of the first 2 weeks of each year.

Data disclaimer: Potatoes SA does not take responsibility for the accuracy or interpretation of company data re-purposed by 3rd parties

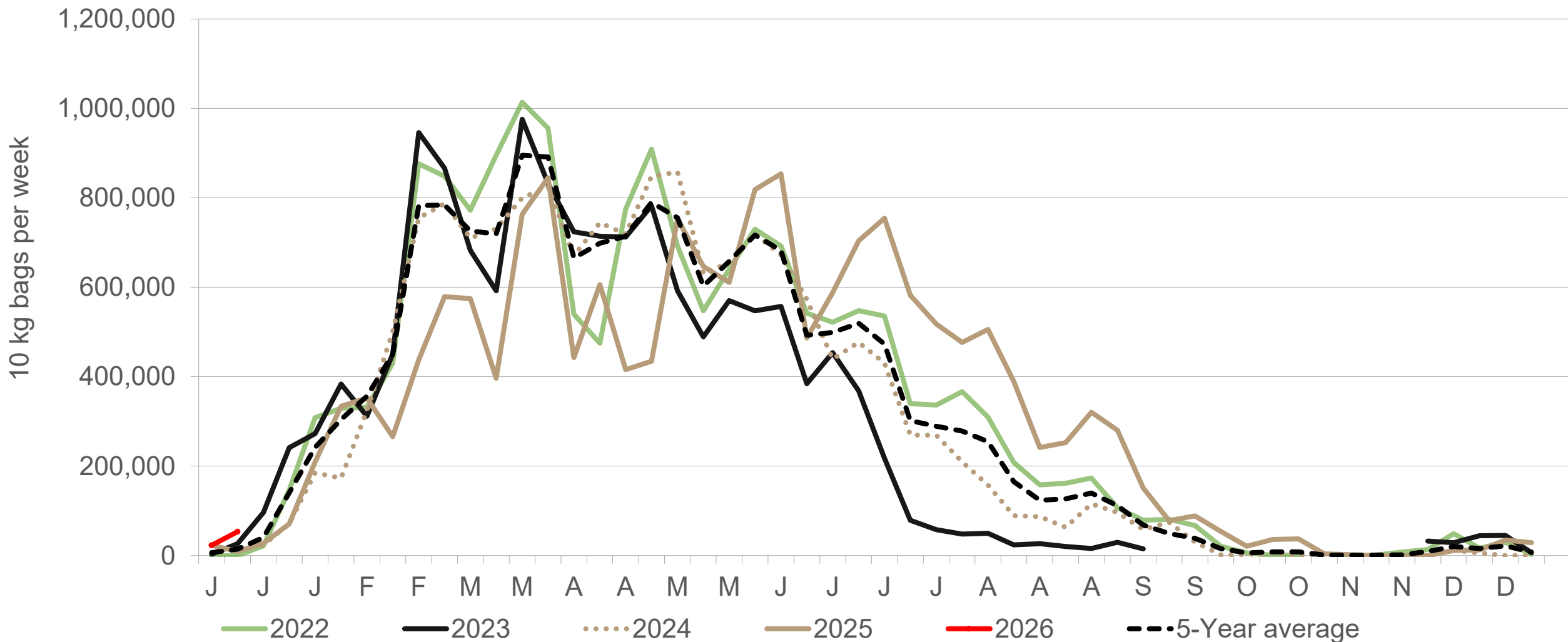
Sandveld: Amount of 10 kg bags per week sold on FPMs (all classes)



Sold 10% bags **less** than the first 2 weeks of 2026 and 103,172 bags **less** than the 5-year average (2021 to 2025) of the first 2 weeks of each year.

Data disclaimer: Potatoes SA does not take responsibility for the accuracy or interpretation of company data re-purposed by 3rd parties

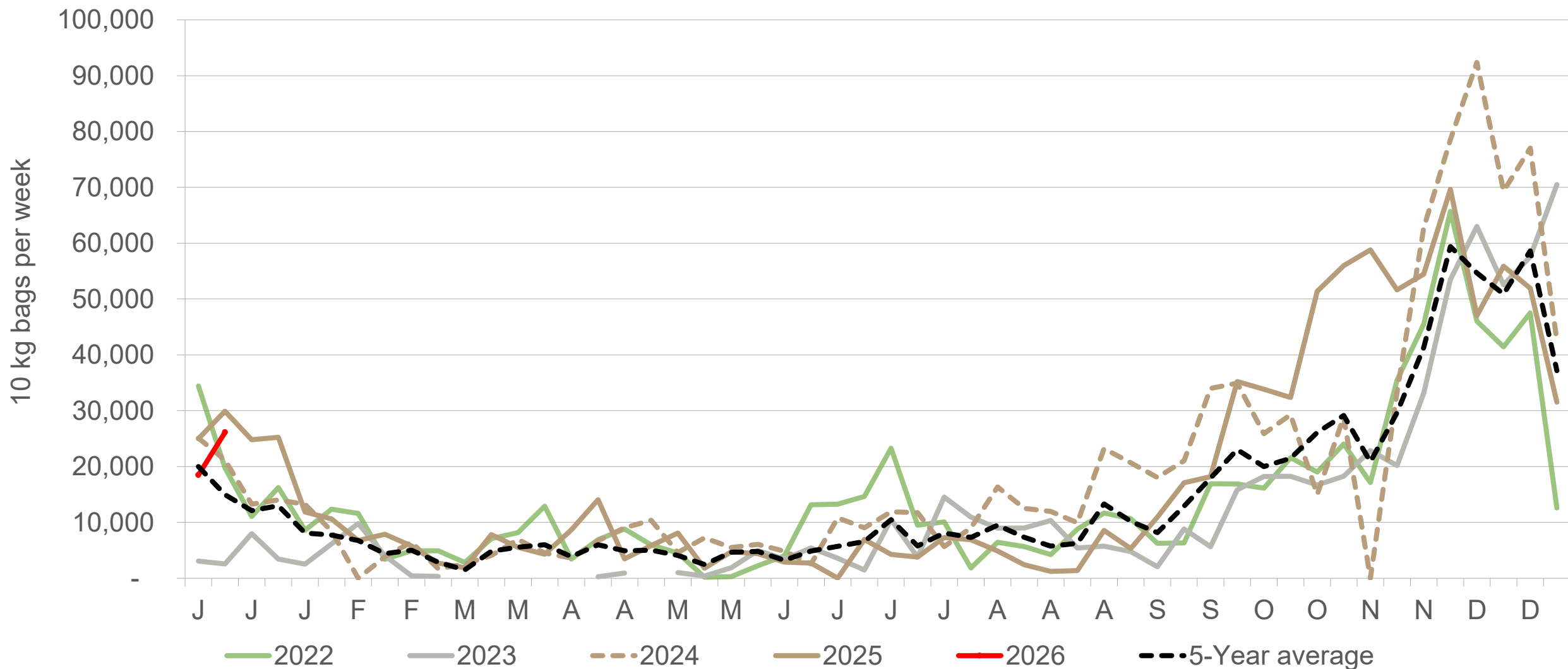
Eastern Free State: Amount of 10 kg bags per week sold on FPMs (all classes)



Sold 138% bags **more** than the first 2 weeks of 2026 and 55,144 **more** than the 5-year average (2021 to 2025) of the first 2 weeks of each year.

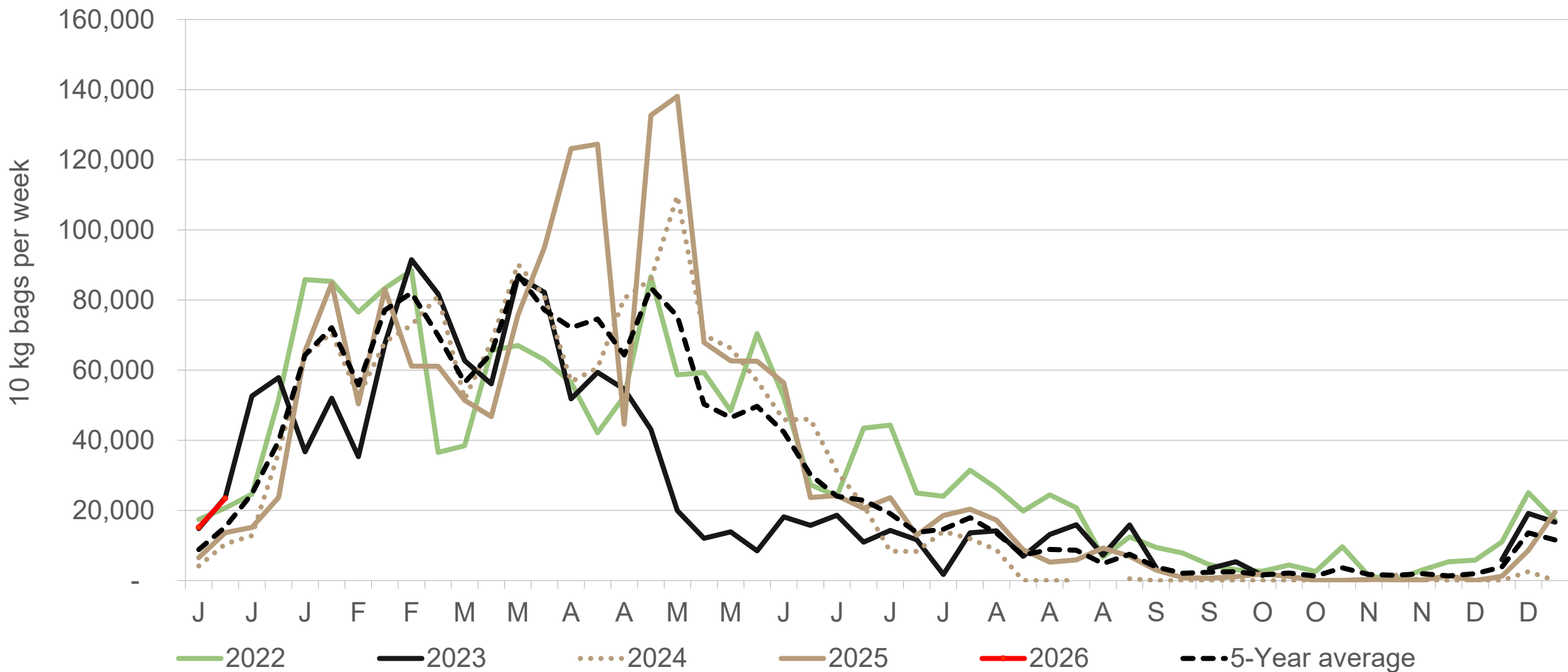
Data disclaimer: Potatoes SA does not take responsibility for the accuracy or interpretation of company data re-purposed by 3rd parties

Eastern Cape: Amount of 10 kg bags per week sold on FPMs (all classes)



Sold 19% bags **less** than the first 2 weeks of 2026 and 9,622 bags **more** than the 5-year average (2021 to 2025) of the 2 weeks of each year.

North Eastern Cape: Amount of 10 kg bags per week sold on FPMs (all classes)



Sold 91% bags **more** than the first 2 weeks of 2026 and 14,559 bags **more** than the 5-year average (2021 to 2025) of the first 2 weeks of each year.

Data disclaimer: Potatoes SA does not take responsibility for the accuracy or interpretation of company data re-purposed by 3rd parties

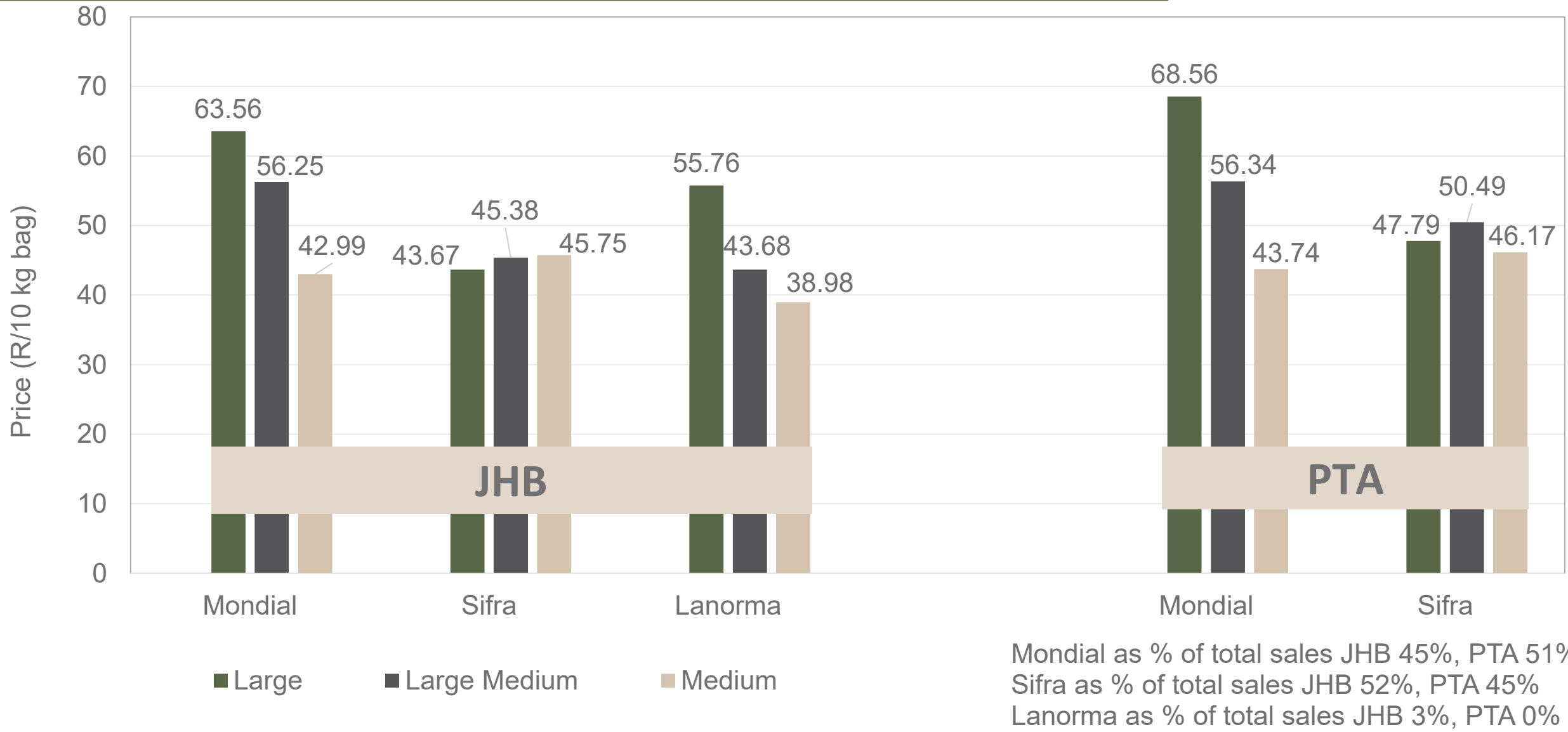
Average weekly prices and volumes for 10 kg bags of potatoes sold on selected markets from selected production regions



Klas & Grootte	South Western Freestate				North West				KwaZulu-Natal				Gauteng				Limpopo				Sandveld		All Regions		
	JOH		PRE		JOH		PRE		JOH		DUR		JOH		PRE		JOH		PRE		CAP		All Markets		
	Volume	Prices	Volume	Prices	Volume	Prices	Volume	Prices	Volume	Prices	Volume	Prices	Volume	Prices	Volume	Prices	Volume	Prices	Volume	Prices	Volume	Prices	Volume	Prices	
	10kg	R/10kg	10kg	R/10kg	10kg	R/10kg	10kg	R/10kg	10kg	R/10kg	10kg	R/10kg	10kg	R/10kg	10kg	R/10kg	10kg	R/10kg	10kg	R/10kg	10kg	R/10kg	10kg	R/10kg	
1L	41 598	46.27	10 087	46.14	55 317	56.21	32 064	62.13	63 999	61.87	14 469	57.62	57 968	47.11	8 099	48.32	23 987	62.48	15 770	66.16	8 767	94.94	506 487	58.16	
1L/M	68 642	46.43	18 651	49.62	76 264	50.27	29 879	56.31	30 650	55.41	15 411	49.48	45 739	45.99	7 412	44.32	25 659	53.50	14 148	53.55	14 087	79.43	560 265	53.21	
1M	28 683	48.58	14 612	49.49	40 307	49.79	14 659	51.67	11 971	45.21	17 553	43.88	29 419	41.21	8 377	39.10	39 974	41.82	9 488	42.01	10 480	73.88	391 663	49.56	
1S	2 692	28.27	1 331	28.65	19 836	29.76	4 802	28.15	1 941	26.55	5 148	29.25	12 007	26.17	2 003	23.01	5 636	26.59	4 211	23.94	17 989	46.87	118 221	32.82	
1S/M	6 715	38.50	4 053	34.97	19 850	40.93	7 078	40.16	1 320	33.92	3 110	36.41	5 526	31.68	2 915	38.73	6 701	28.34	2 929	33.41	4 499	47.84	130 472	39.95	
1XL	-	-	-	-	-	-	-	-	6 716	60.77	-	-	-	-	-	-	205	65.97	-	-	-	-	6 921	60.93	
1XS	1 304	32.91	-	-	8 746	29.18	-	-	575	15.19	-	-	1 879	21.63	-	-	5 005	16.51	-	-	-	-	17 941	24.35	
1XXS	-	-	-	-	-	-	-	-	-	-	-	-	-	-	-	-	-	-	-	-	-	-	-	-	
2L	1 309	37.89	6 224	43.53	3 155	44.72	4 958	44.82	21 506	51.79	4 366	53.60	3 596	44.40	3 755	36.13	5 683	53.25	10 413	61.86	1 096	74.55	125 736	53.23	
2L/M	1 288	36.39	5 561	44.42	657	45.11	1 056	49.66	6 375	46.35	5 915	47.05	1 612	31.03	1 803	37.87	1 474	46.16	3 661	55.03	2 529	68.50	76 237	48.48	
2M	579	38.85	2 328	40.75	5 982	32.53	910	39.90	2 852	35.19	6 539	38.39	2 163	29.03	898	27.41	4 763	28.74	4 355	39.30	2 937	60.66	79 246	40.51	
2S	220	23.09	474	19.22	-	-	282	13.28	176	20.00	3 232	24.61	1 038	25.53	1 241	17.27	117	20.00	1 919	22.27	4 153	38.73	22 501	27.19	
2S/M	-	-	480	32.43	11	30.91	246	34.67	-	-	-	-	-	-	-	625	17.78	330	31.42	829	29.80	2 220	40.57	16 639	33.94
2XL	-	-	-	-	-	-	-	-	-	-	-	-	-	-	-	-	-	-	-	-	-	-	-	-	
2XS	25	20.00	-	-	116	16.90	-	-	-	-	-	-	27	15.00	-	-	-	-	-	-	-	-	931	12.53	
2XXS	-	-	-	-	-	-	-	-	-	-	-	-	-	-	-	-	-	-	-	-	-	-	-	-	
3L	804	33.90	550	34.45	846	34.98	828	39.02	2 310	43.11	640	29.24	-	-	-	-	110	42.00	99	45.30	273	48.17	27 493	40.55	
3L/M	680	30.40	40	30.00	1 516	35.58	1 314	37.06	-	-	3 663	30.69	434	31.66	-	-	39	30.00	206	45.35	-	-	20 444	36.99	
3M	1 988	26.79	2 075	29.52	4 838	30.55	2 428	33.33	220	30.00	-	-	305	21.31	549	26.94	167	25.00	559	31.10	1 131	45.01	35 773	34.03	
3S/M	-	-	-	-	518	22.45	-	-	-	-	-	-	-	-	-	233	31.02	-	-	298	19.42	-	-	2 748	31.08
3XS	-	-	-	-	-	-	-	-	-	-	-	-	-	-	-	-	-	-	-	-	-	-	-	-	
3XXS	-	-	-	-	-	-	-	-	-	-	-	-	-	-	-	-	-	-	-	-	-	-	-	-	
4L	-	-	-	-	-	-	-	-	-	-	-	-	-	-	-	360	27.04	-	-	-	-	-	-	584	32.67
4L/M	-	-	220	30.88	-	-	-	-	-	-	2 745	30.78	-	-	-	300	27.36	-	-	-	-	-	-	3 670	29.81
4M	-	-	-	-	-	-	-	-	-	-	-	-	-	-	-	-	-	-	-	-	44	13.00	2 271	26.08	
4S	-	-	-	-	-	-	-	-	-	-	-	-	-	-	-	-	-	-	-	-	-	-	-	-	
4S/M	-	-	-	-	-	-	-	-	-	-	-	-	-	-	-	-	-	-	-	-	-	-	-	-	
Total	156 527	45.41	67 407	45.20	237 959	47.15	103 025	52.57	150 611	55.32	84 817	43.83	161 948	42.59	38 705	39.01	119 850	45.97	69 748	50.67	81 711	59.08	2 175 650	49.40	

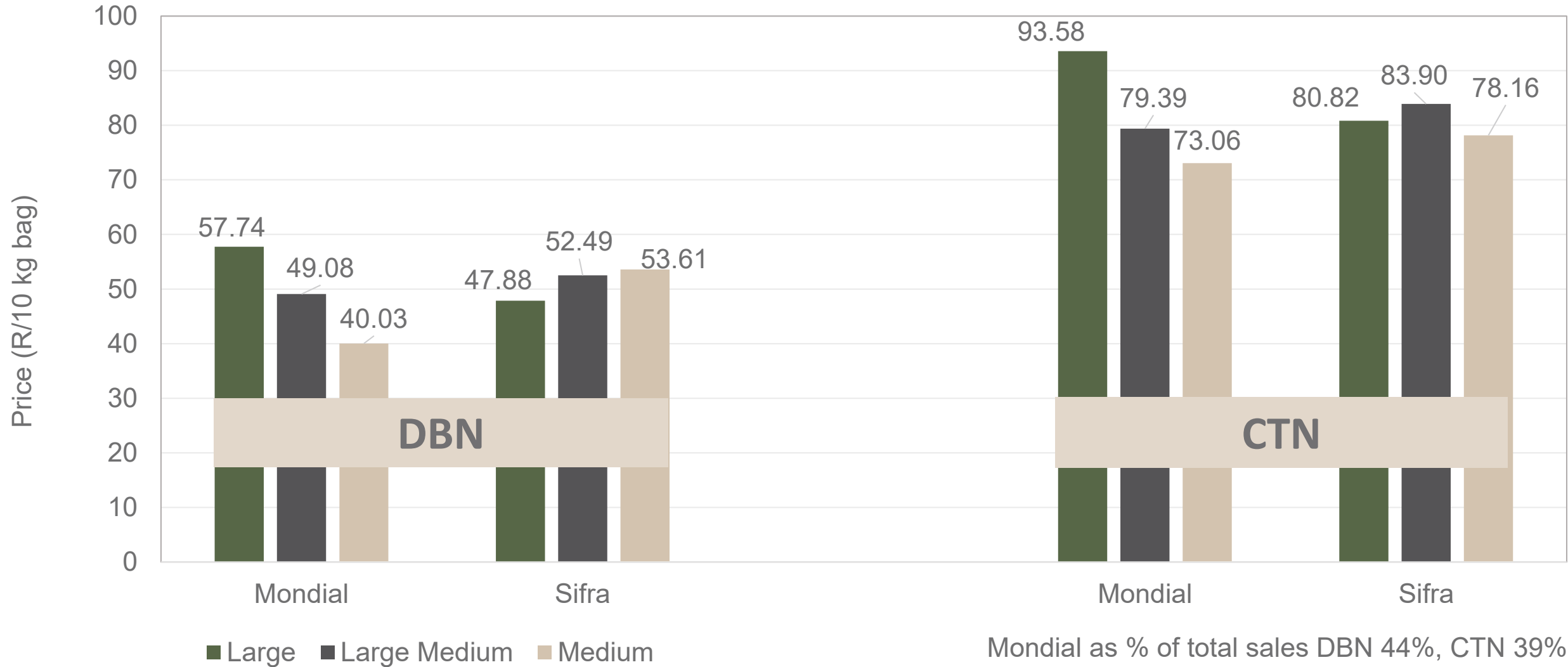
Data disclaimer: Potatoes SA does not take responsibility for the accuracy or interpretation of company data re-purposed by 3rd parties

PTA & JHB markets: Average Prices - Different Sizes (only 10 kg bags)



Data disclaimer: Potatoes SA does not take responsibility for the accuracy or interpretation of company data re-purposed by 3rd parties

DBN & CTN markets: Average Prices - Different Sizes (only 10 kg bags)




Mondial as % of total sales DBN 44%, CTN 39%
 Sifra as % of total sales DBN 54%, CTN 24%


Thank you for your time


Feel free to contact us

 Lebo@potatoes.co.za

Jodie@potatoes.co.za

 +27 (0)12 349 1906

 6 De Havilland Crescent
Persequor Techno Park
Persequor Park
Pretoria

 www.potatoes.co.za



Potatoes
Aartappels SA