



Weekly Market Information

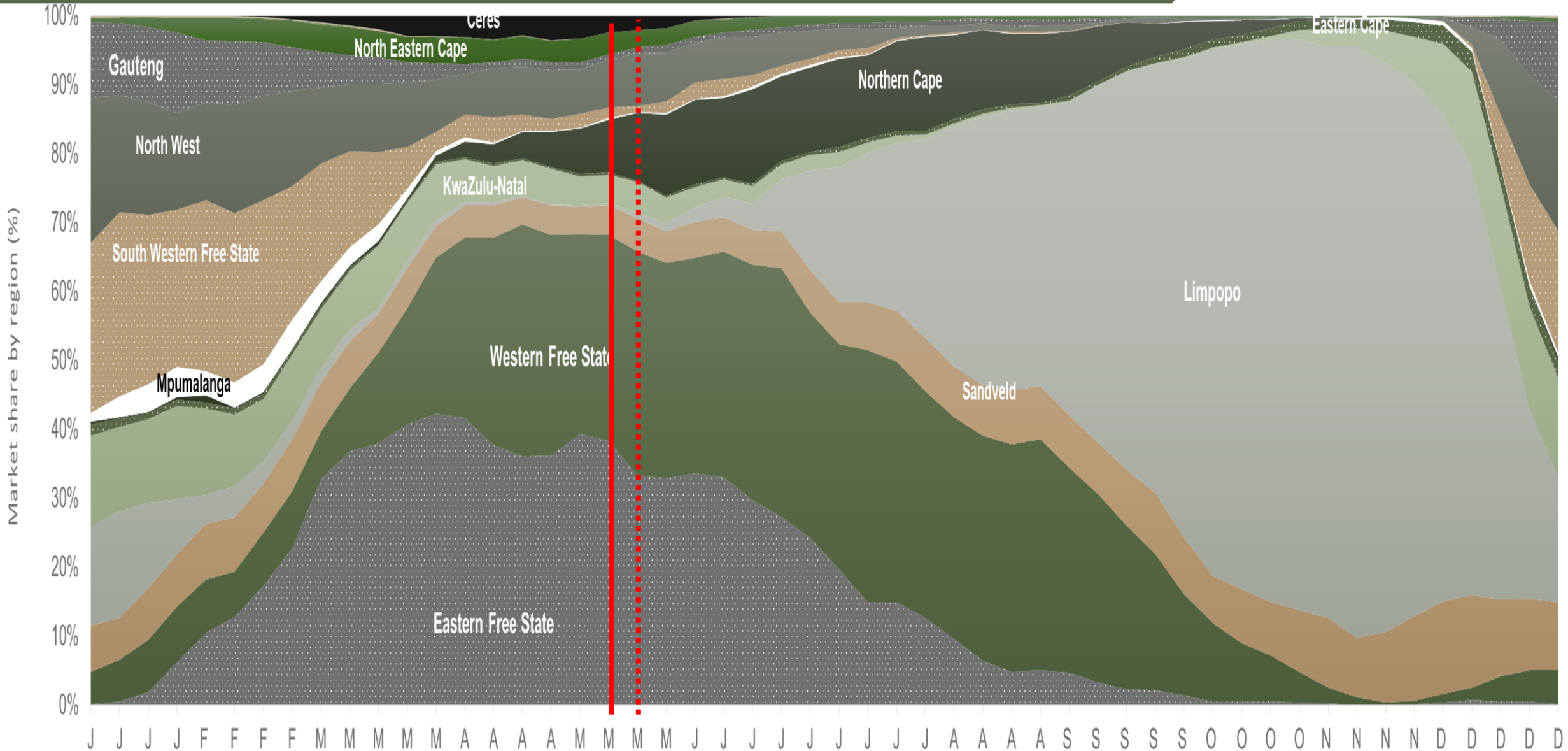
09 May 2025



Potatoes
Aartappels SA

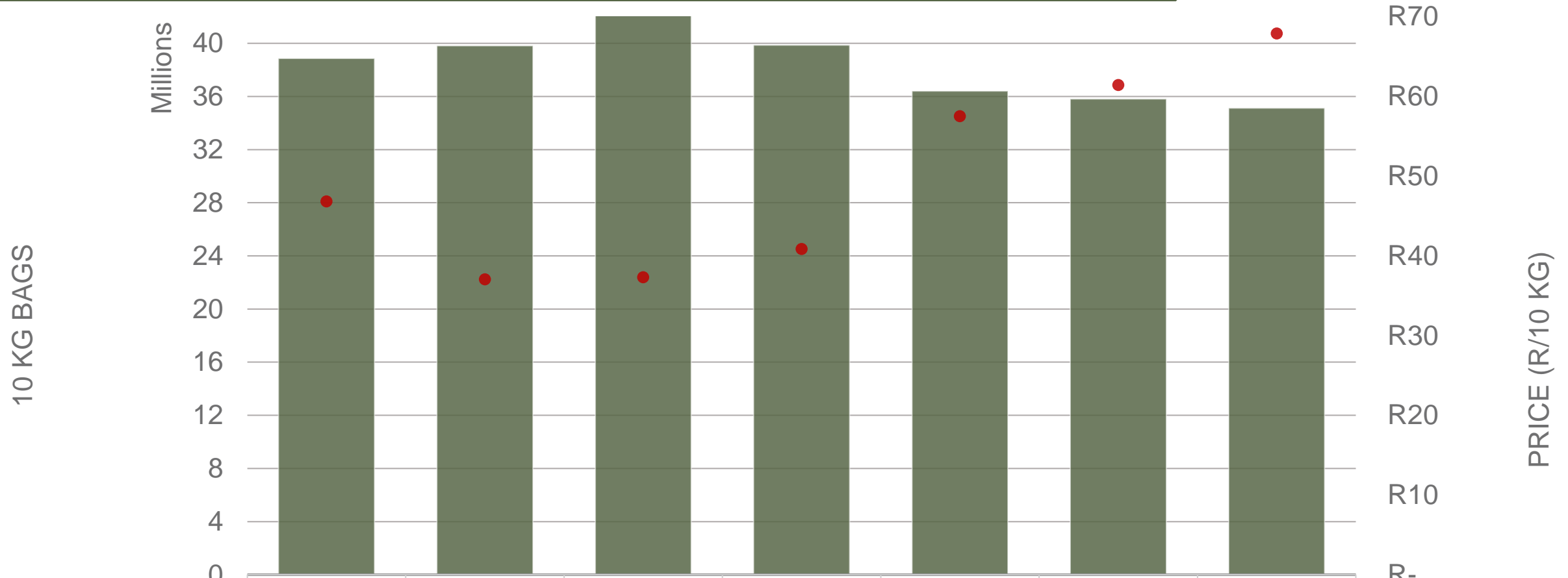
www.potatoes.co.za

Market share of regions on fresh produce markets 2019-2024



Data disclaimer: Potatoes SA does not take responsibility for the accuracy or interpretation of company data re-purposed by 3rd parties

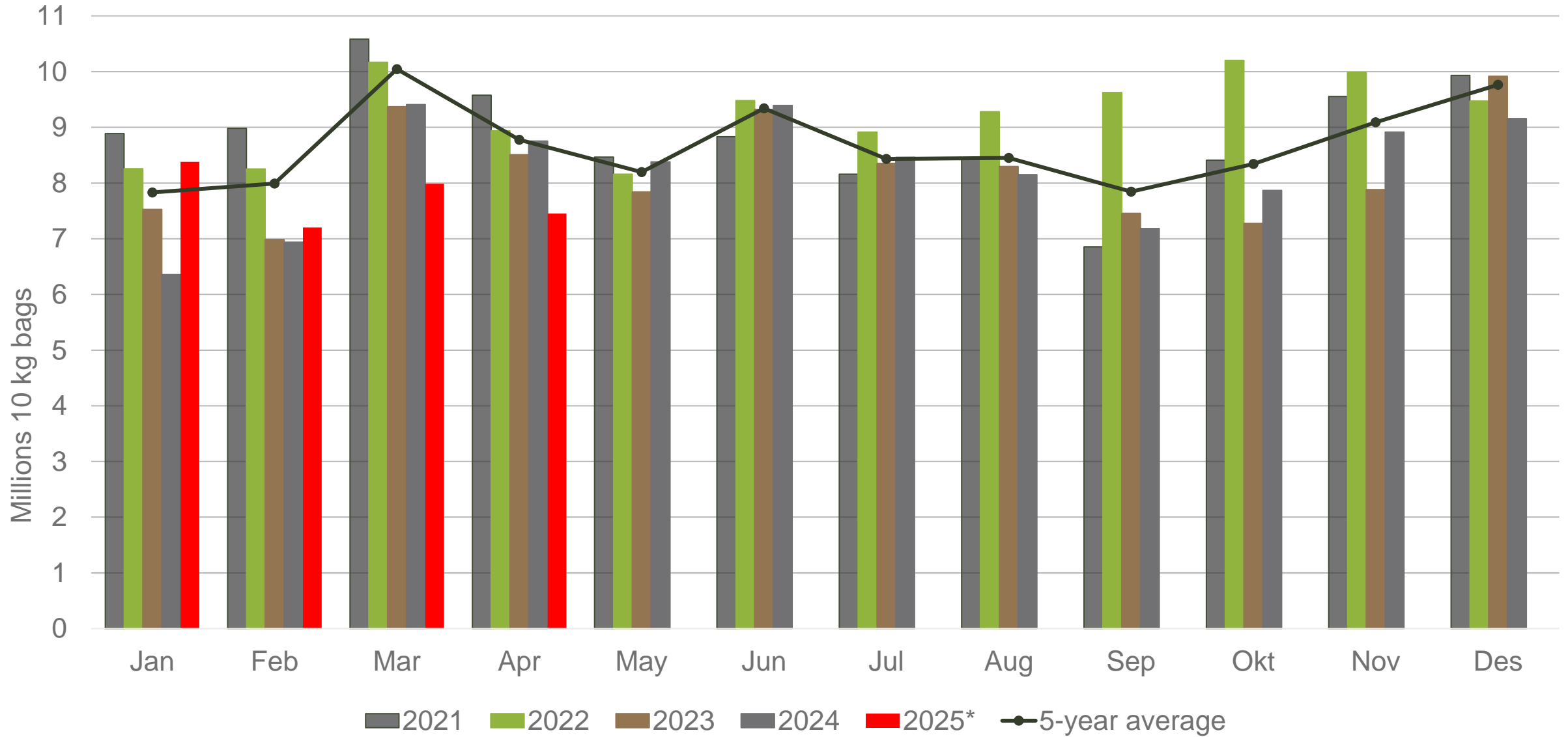
Cumulative total number of 10 kg bags sold on markets:



Sold 3 742 910 bags **less** than the **5-year average** (2020 to 2024) of the first 19 weeks of 2025

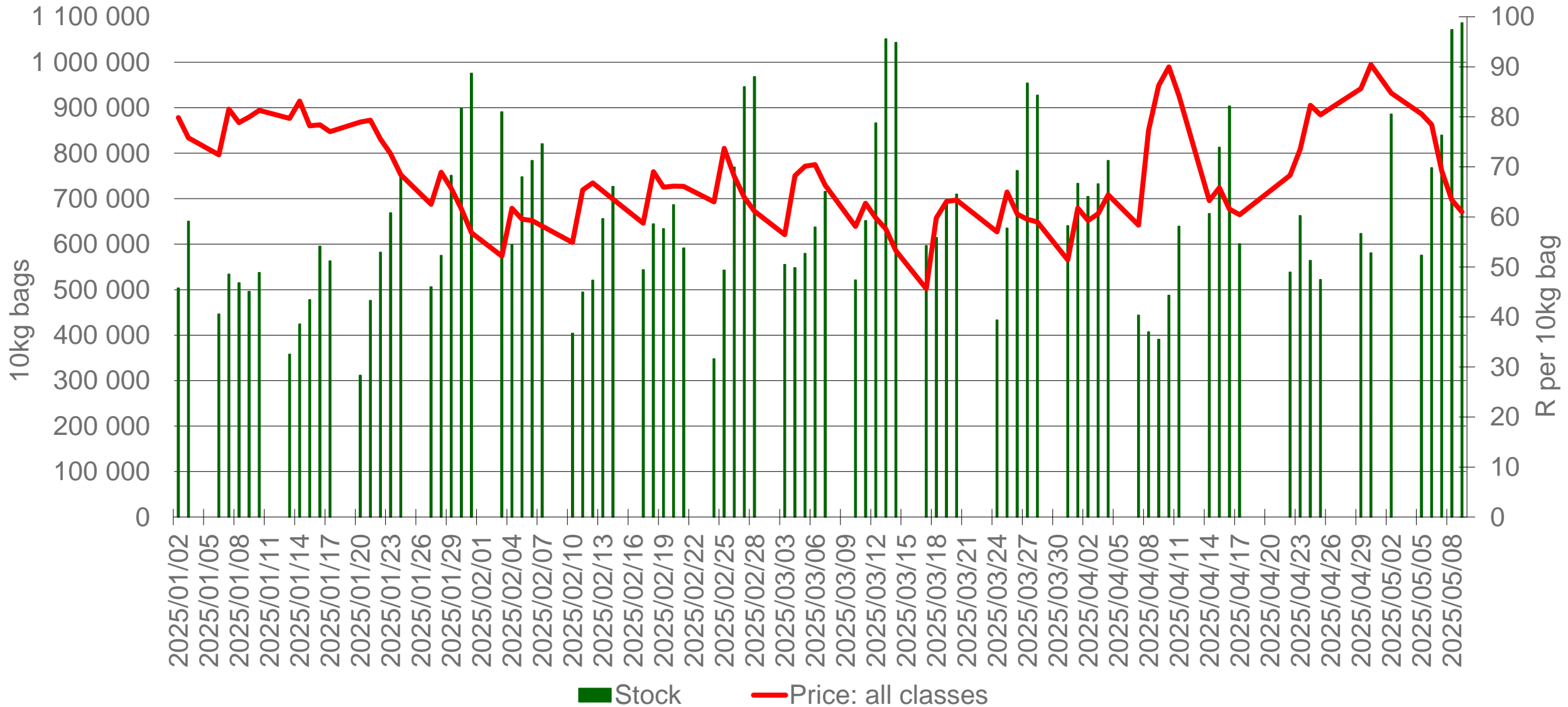
Data disclaimer: Potatoes SA does not take responsibility for the accuracy or interpretation of company data re-purposed by 3rd parties

Monthly sales volumes on markets: Potatoes

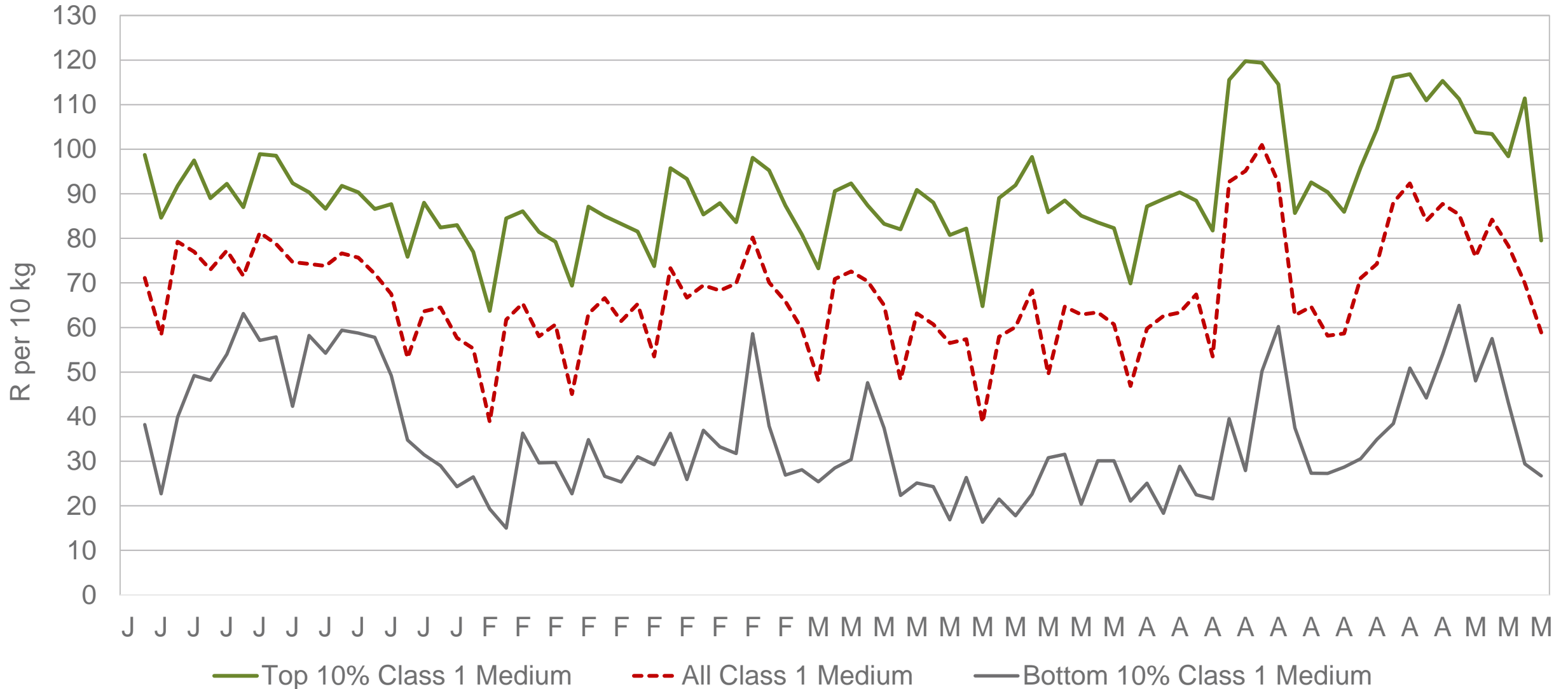


Data disclaimer: Potatoes SA does not take responsibility for the accuracy or interpretation of company data re-purposed by 3rd parties

RSA daily Price versus Daily Available stocks (all classes & all sizes)

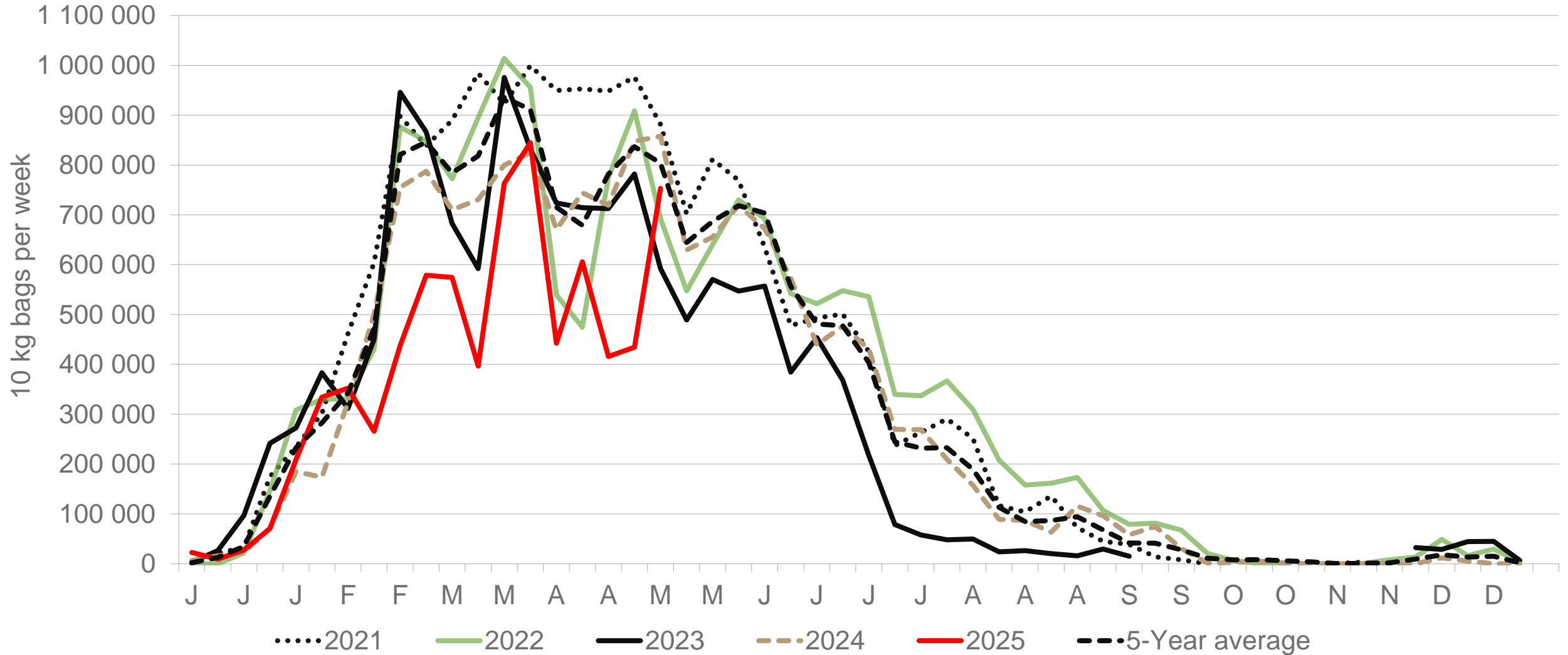


JHB market daily : Top 10% versus Bottom 10% prices – Class 1 Medium (Since January 2025)



Data disclaimer: Potatoes SA does not take responsibility for the accuracy or interpretation of company data re-purposed by 3rd parties

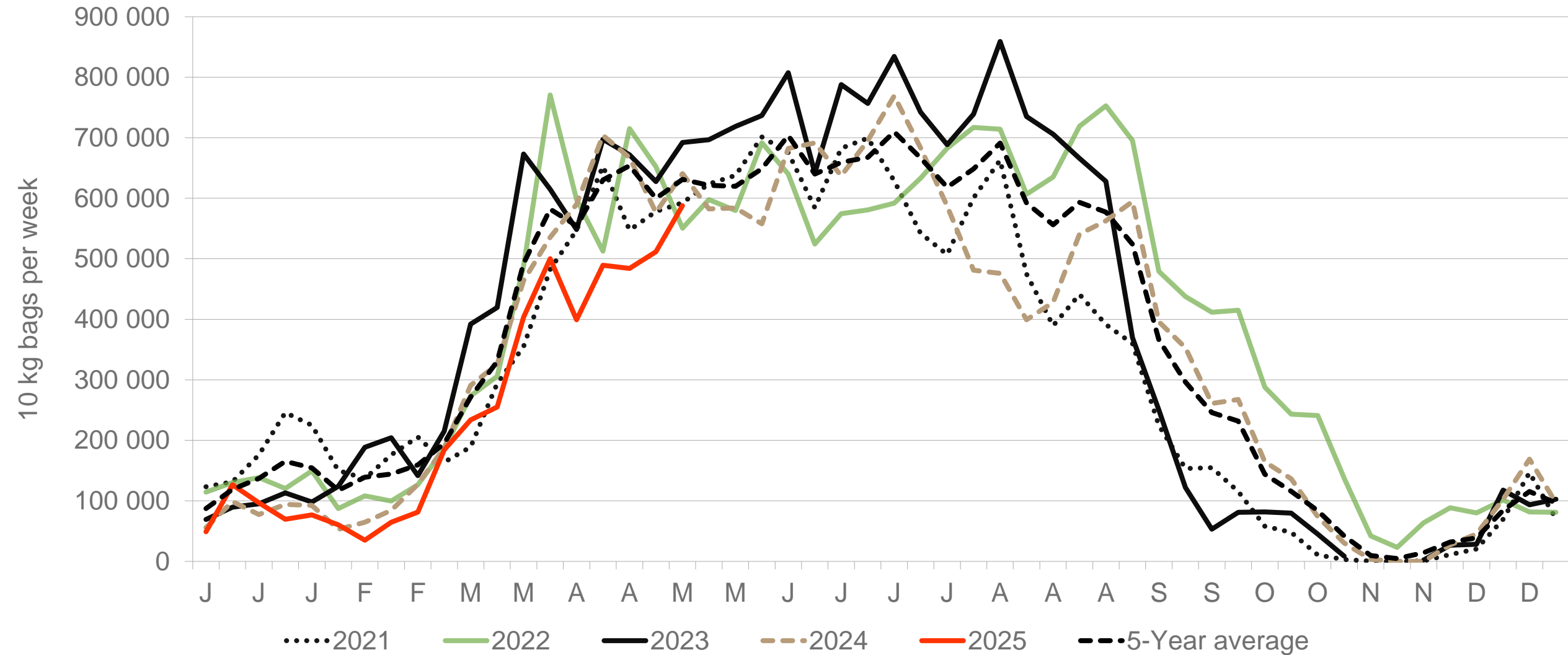
Eastern Free State: Amount of 10 kg bags per week sold on FPMs (all classes)



Sold 23% bags **less** than the first 19 weeks of 2024 and 2 909 775 bags **less** than the 5-year average (2020 to 2024) of the first 19 weeks of each year.

Data disclaimer: Potatoes SA does not take responsibility for the accuracy or interpretation of company data re-purposed by 3rd parties

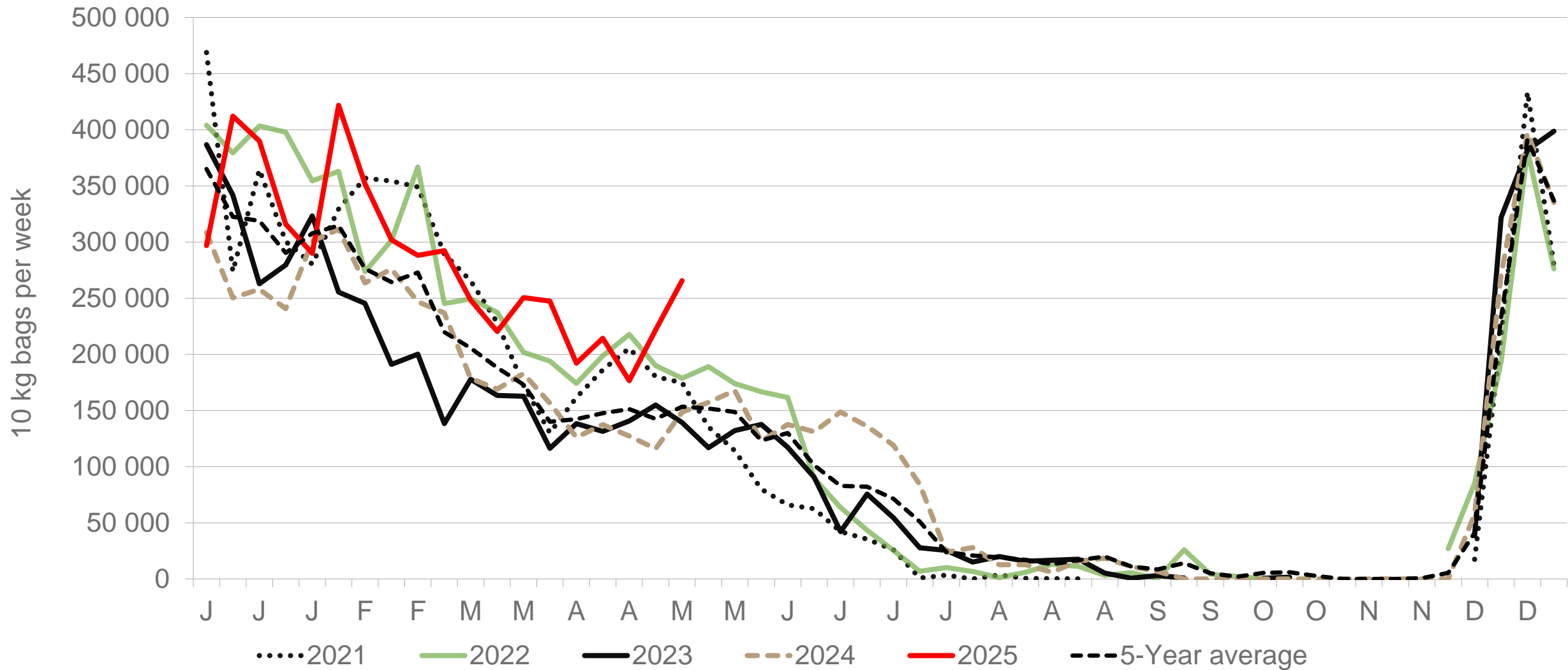
Western Free State : Amount of 10 kg bags per week sold on FPMs (all classes)



Sold 18% bags **less** than the first 19 weeks of 2024 and 1 454 516 bags **less** than the 5-year average (2020 to 2024) of the first 19 weeks of each year.

Data disclaimer: Potatoes SA does not take responsibility for the accuracy or interpretation of company data re-purposed by 3rd parties

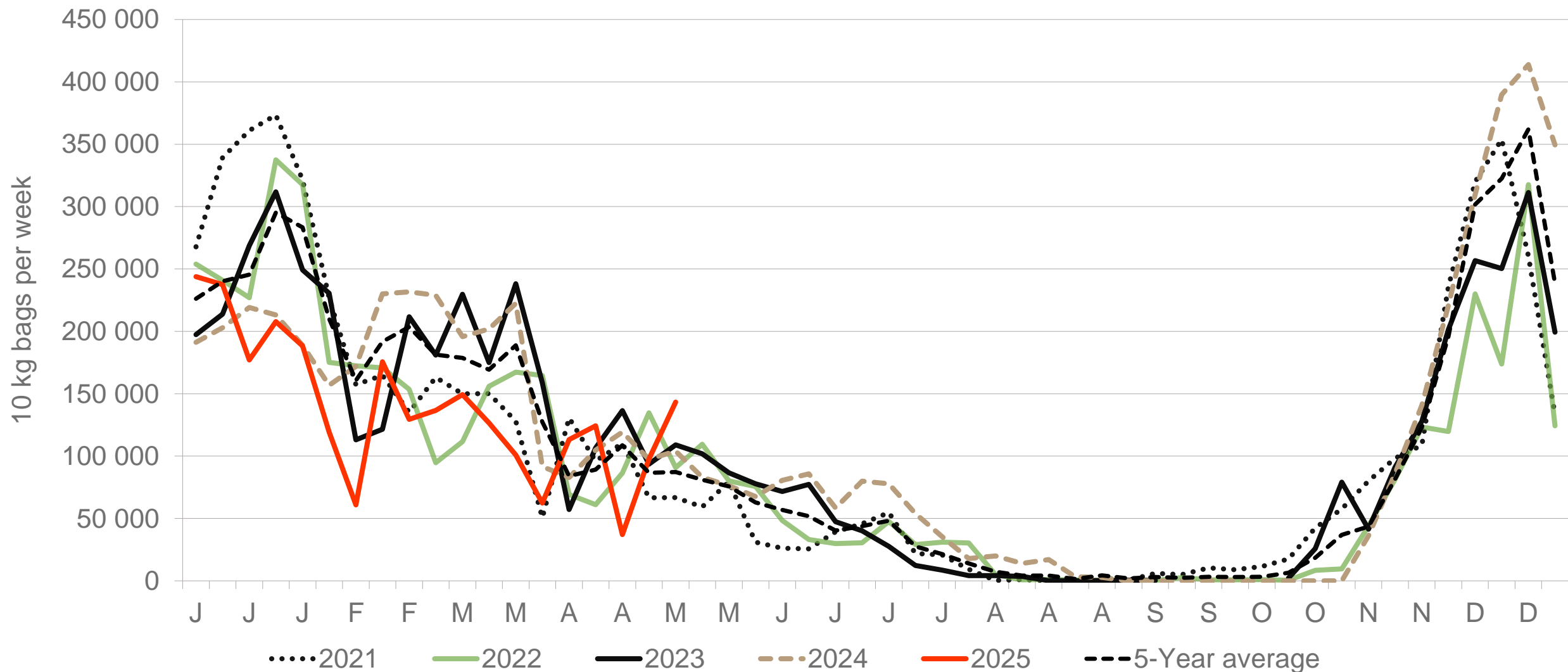
North-West: Amount of 10 kg bags per week sold on FPMs (all classes)



Sold 34% bags **more** than the first 19 weeks of 2024 and 1 001 854bags **more** than the 5-year average (2020 to 2024) of the first 19 weeks of each year.

Data disclaimer: Potatoes SA does not take responsibility for the accuracy or interpretation of company data re-purposed by 3rd parties

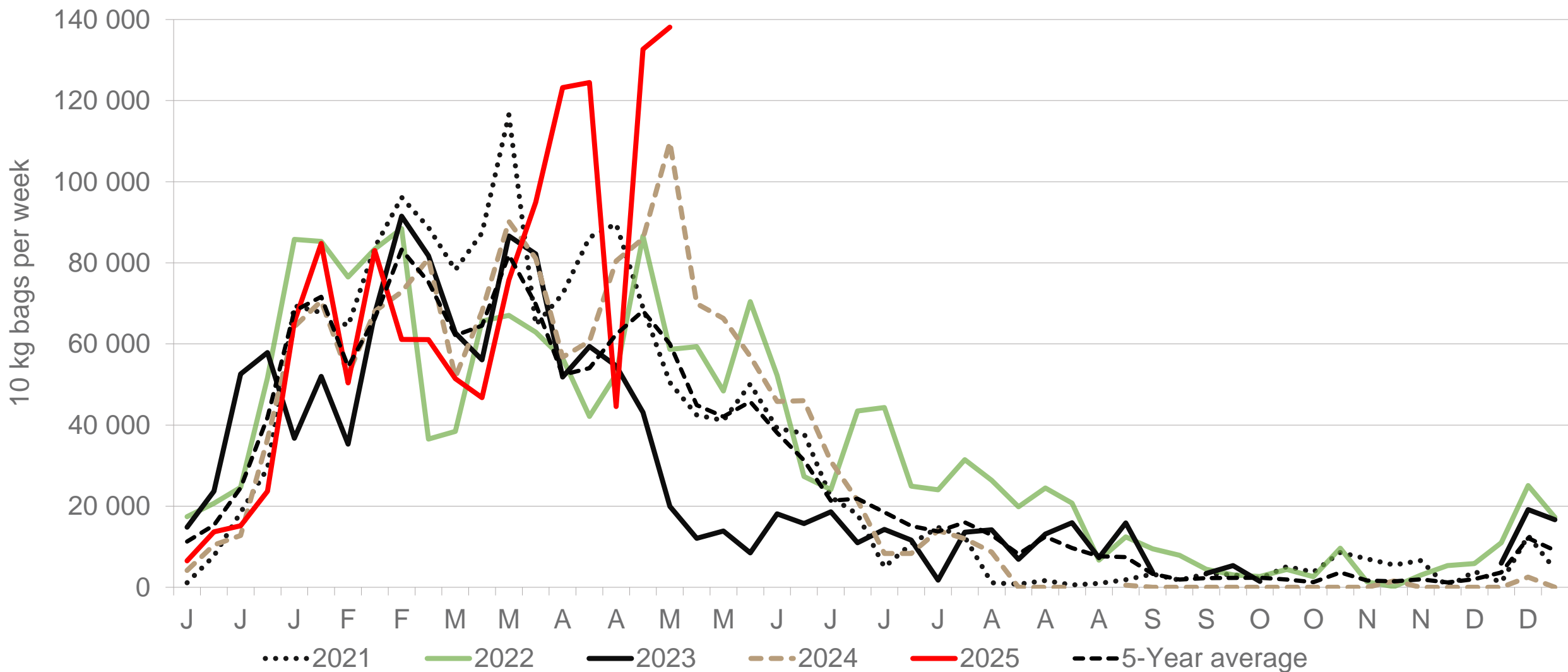
KwaZulu-Natal: Amount of 10 kg bags per week sold on FPMs (all classes)



Sold 19% bags **less** than the first 19 weeks of 2024 and 726 633 bags **less** than the 5-year average (2020 to 2024) of the first 19 weeks of each year.

Data disclaimer: Potatoes SA does not take responsibility for the accuracy or interpretation of company data re-purposed by 3rd parties

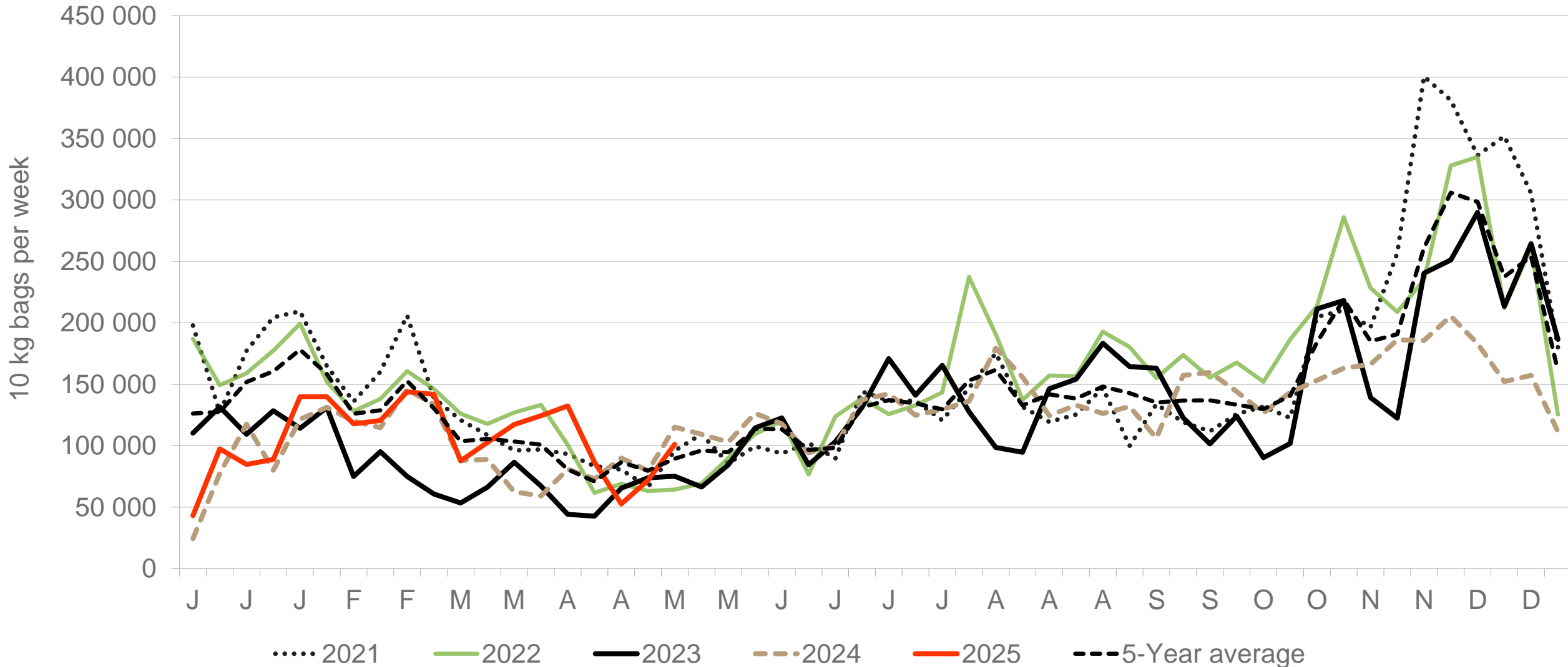
North Eastern Cape: Amount of 10 kg bags per week sold on FPMs (all classes)



Sold 12% bags **more** than the first 19 weeks of 2024 and 209 671 bags **more** than the 5-year average (2020 to 2024) of the first 19 weeks of each year.

Data disclaimer: Potatoes SA does not take responsibility for the accuracy or interpretation of company data re-purposed by 3rd parties

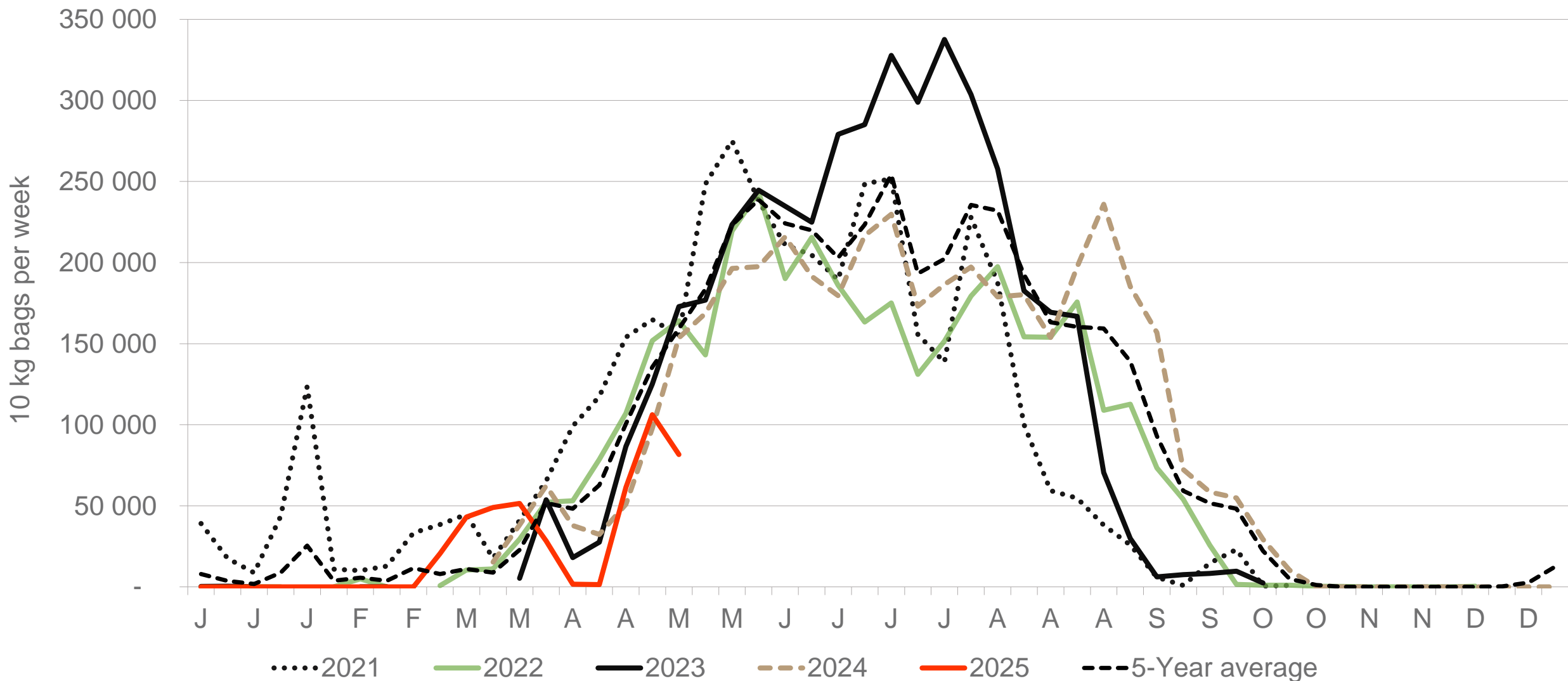
Sandveld: Amount of 10 kg bags per week sold on FPMs (all classes)



Sold 11% bags **more** than the first 19 weeks of 2024 and 266 694 bags **less** than the 5-year average (2020 to 2024) of the first 19 weeks of each year.

Data disclaimer: Potatoes SA does not take responsibility for the accuracy or interpretation of company data re-purposed by 3rd parties

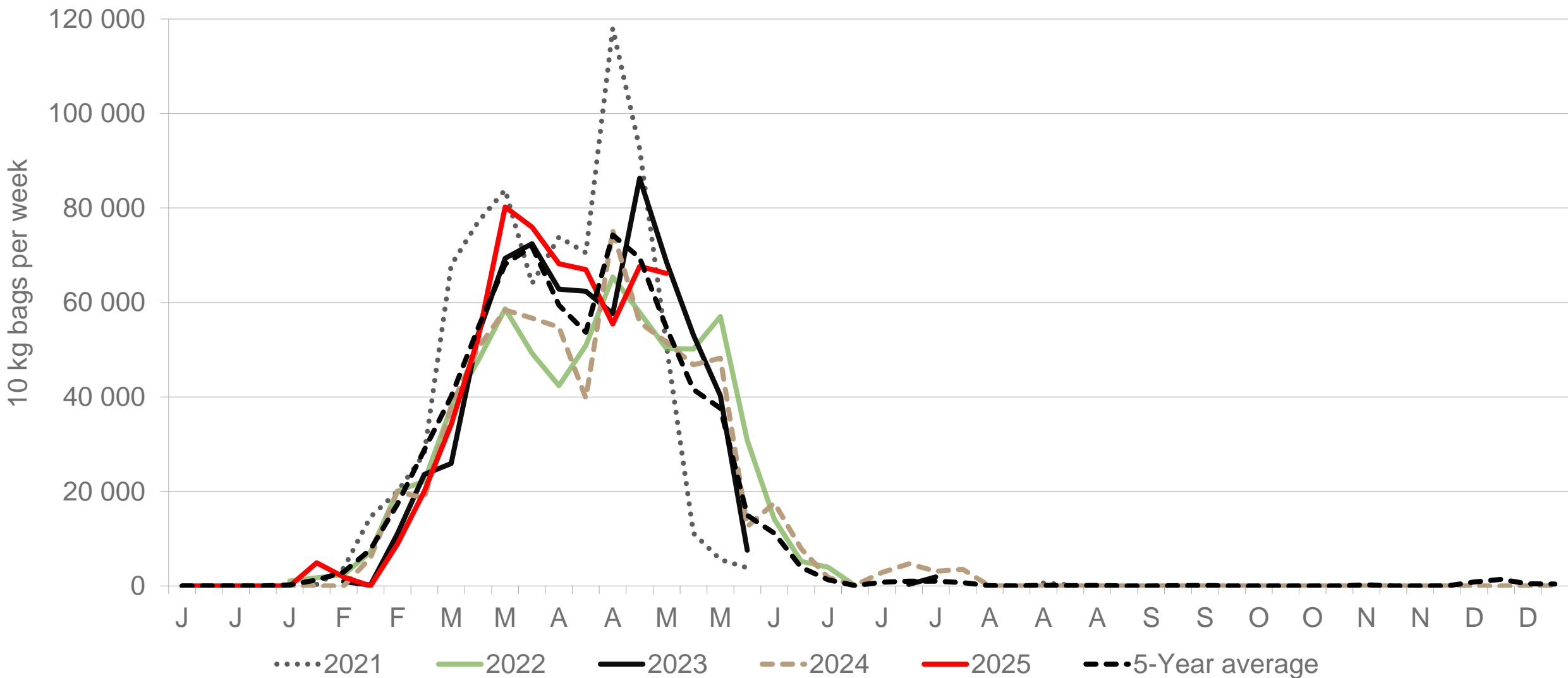
Northern Cape: Amount of 10 kg bags per week sold on FPMs (all classes)



Sold 9% bags **less** than the first 19 weeks of 2024 and 236 174 bags **less** than the 5-year average (2020 to 2024) of the first 19 weeks of each year.

Data disclaimer: Potatoes SA does not take responsibility for the accuracy or interpretation of company data re-purposed by 3rd parties

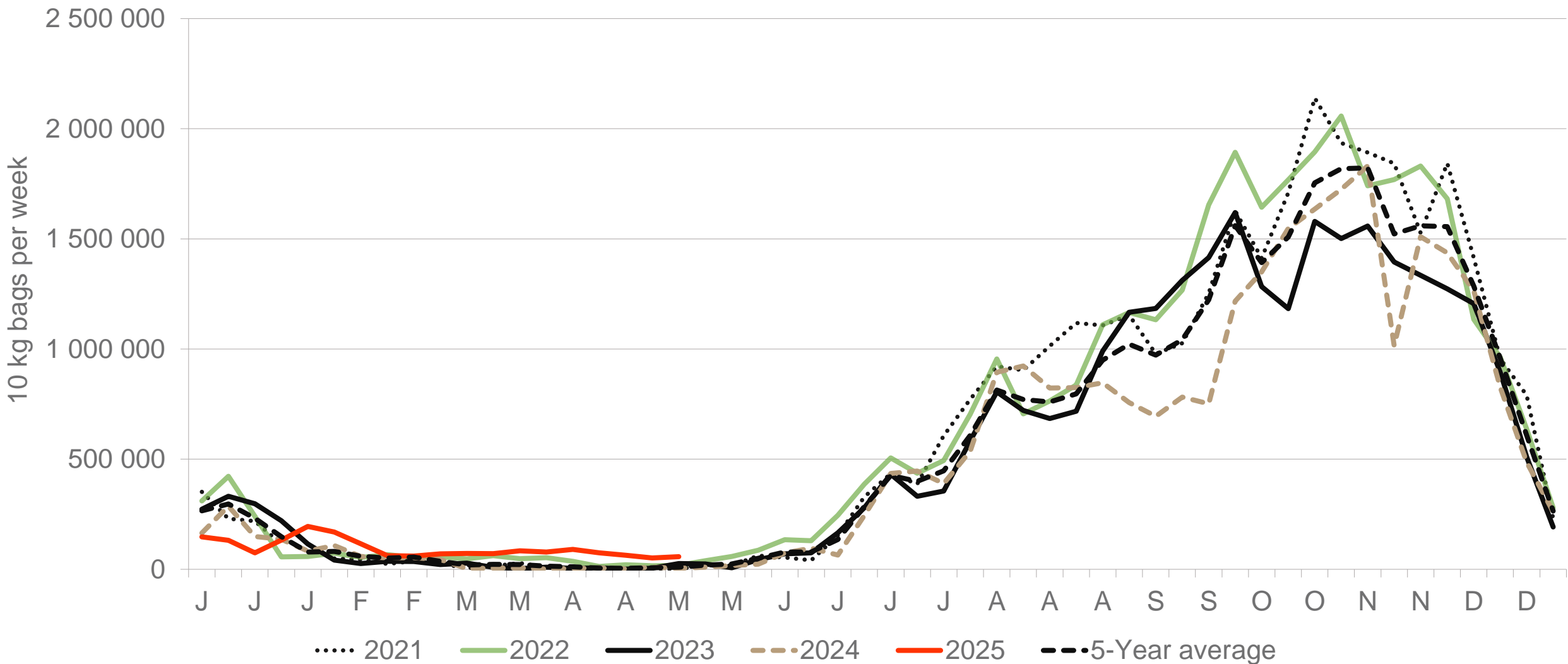
Ceres: Amount of 10 kg bags per week sold on FPMs (all classes)



Sold 15% bags **more** than the first 19 weeks of 2024 and 1 363 bags **less** than the 5-year average (2020 to 2024) of the first 19 weeks of each year.

Data disclaimer: Potatoes SA does not take responsibility for the accuracy or interpretation of company data re-purposed by 3rd parties

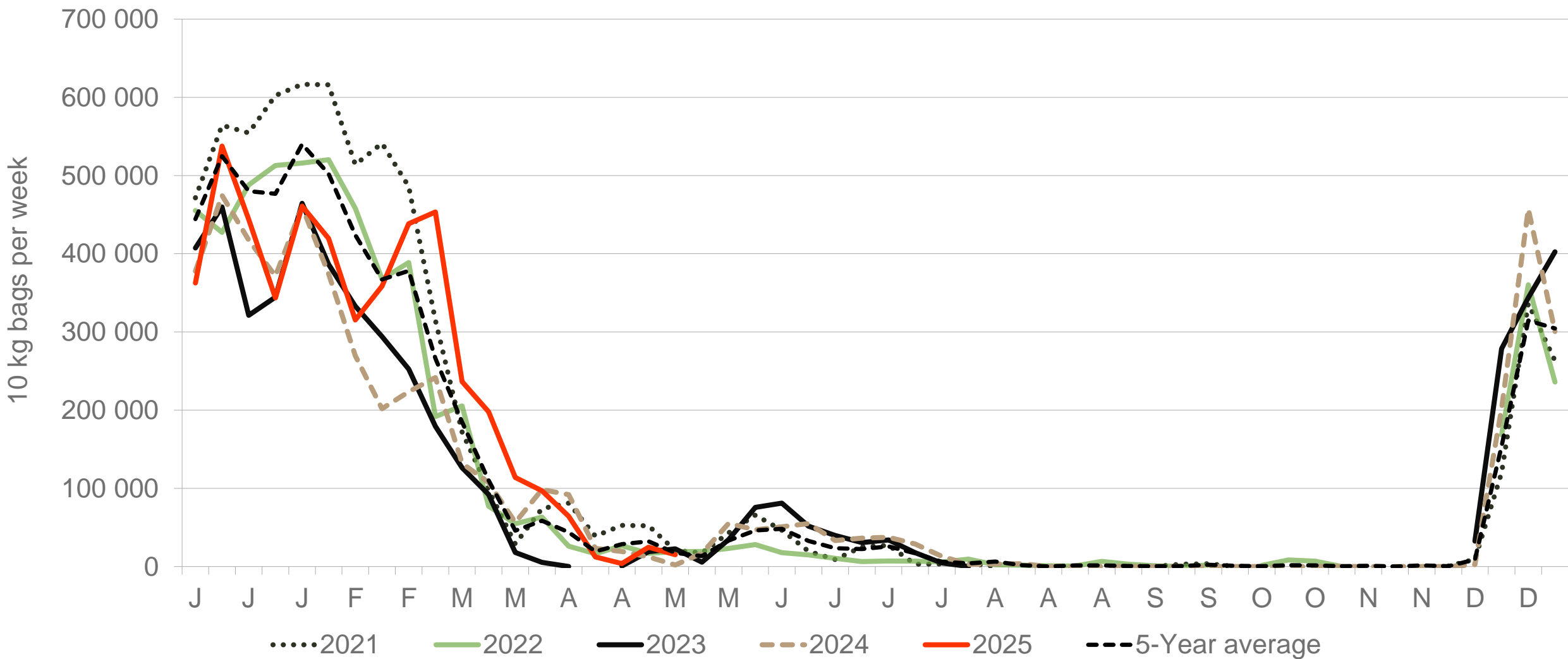
Limpopo: Amount of 10 kg bags per week sold on FPMs (all classes)



Sold 53% bags **more** than the first 19 weeks of 2024 and 383 683 bags **more** than the 5-year average (2020 to 2024) of the first 19 weeks of each year.

Data disclaimer: Potatoes SA does not take responsibility for the accuracy or interpretation of company data re-purposed by 3rd parties

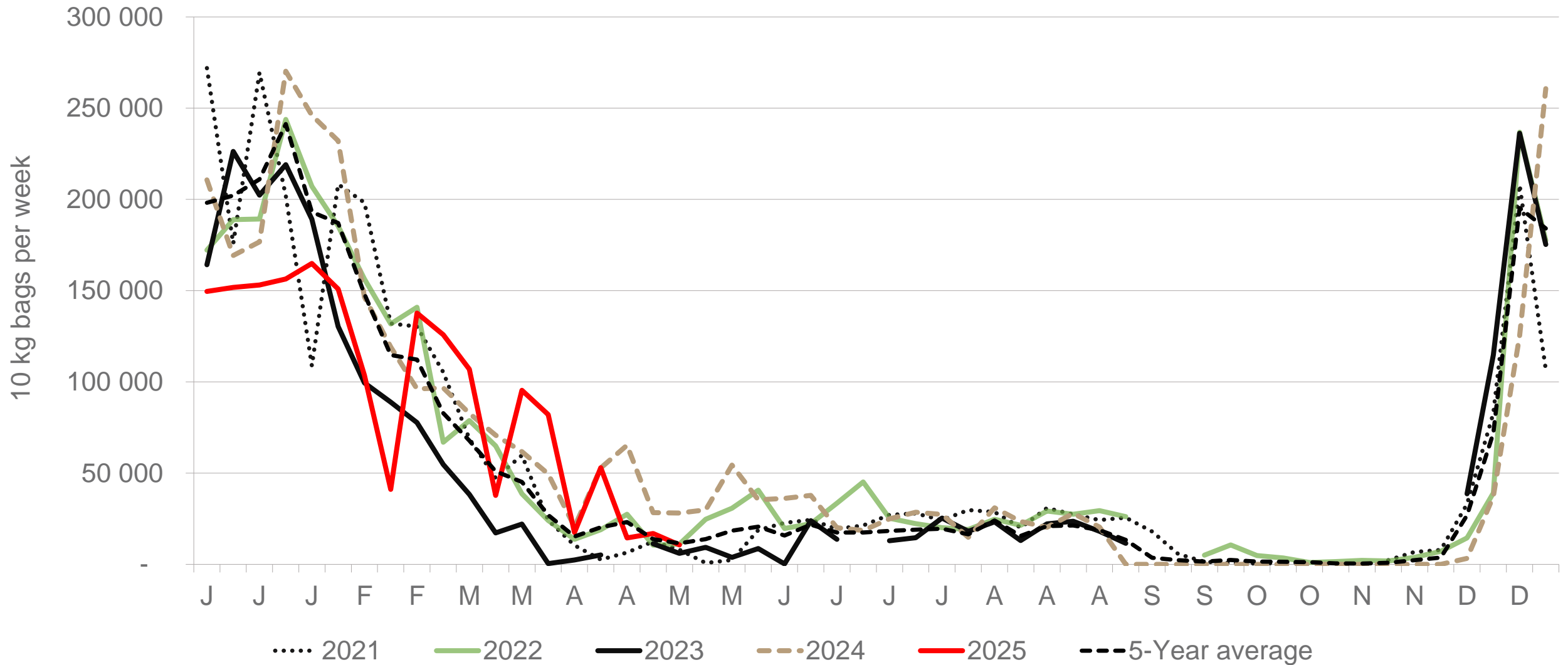
South Western Free State: Amount of 10 kg bags per week sold on FPMs (all classes)



Sold 24% bags **more** than the first 19 weeks of 2024 and 46 152 bags **less** than the 5-year average (2020 to 2024) of the first 19 weeks of each year.

Data disclaimer: Potatoes SA does not take responsibility for the accuracy or interpretation of company data re-purposed by 3rd parties

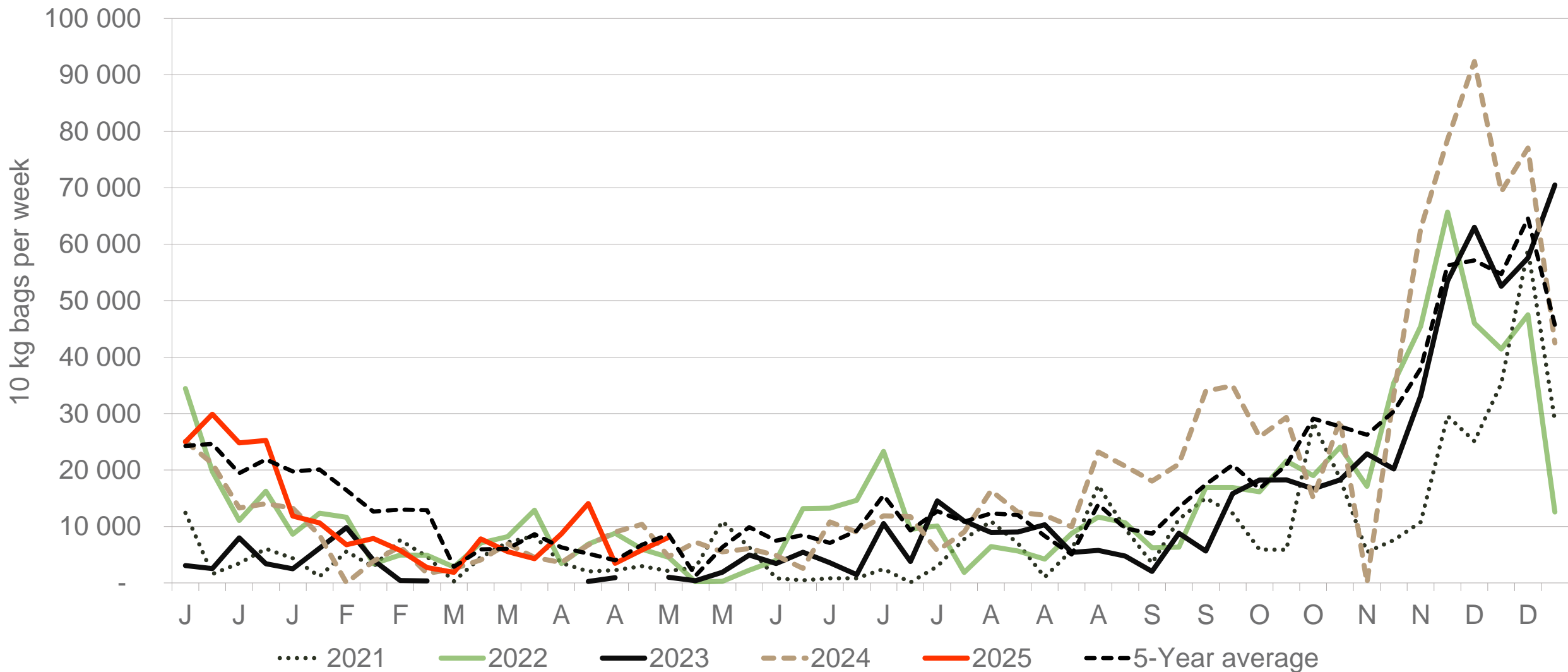
Gauteng: Amount of 10 kg bags per week sold on FPMs (all classes)



Sold 20% bags **less** than the first 19 weeks of 2024 and 195 965 bags **less** than the 5-year average (2020 to 2024) of the first 19 weeks of each year.

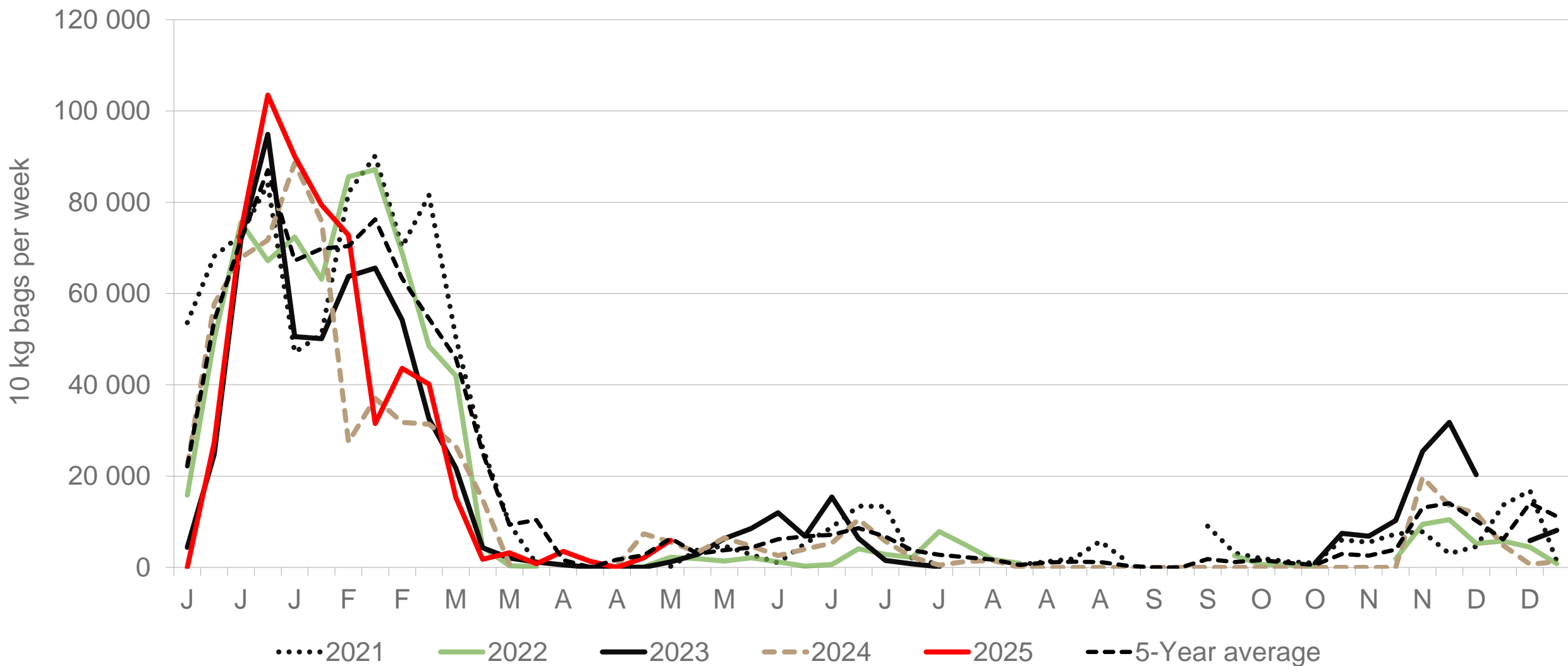
Data disclaimer: Potatoes SA does not take responsibility for the accuracy or interpretation of company data re-purposed by 3rd parties

Eastern Cape: Amount of 10 kg bags per week sold on FPMs (all classes)



Sold 32% bags more than the first 19 weeks of 2024 and 30 381 bags more than the 5-year average (2020 to 2024) of the 19 weeks of each year.

Mpumalanga: Amount of 10 kg bags per week sold on FPMs (all classes)



Sold 5% bags **more** than the first 19 weeks of 2024 and 143 490 bags **less** than the 5-year average (2020 to 2024) of the 19 weeks of each year.

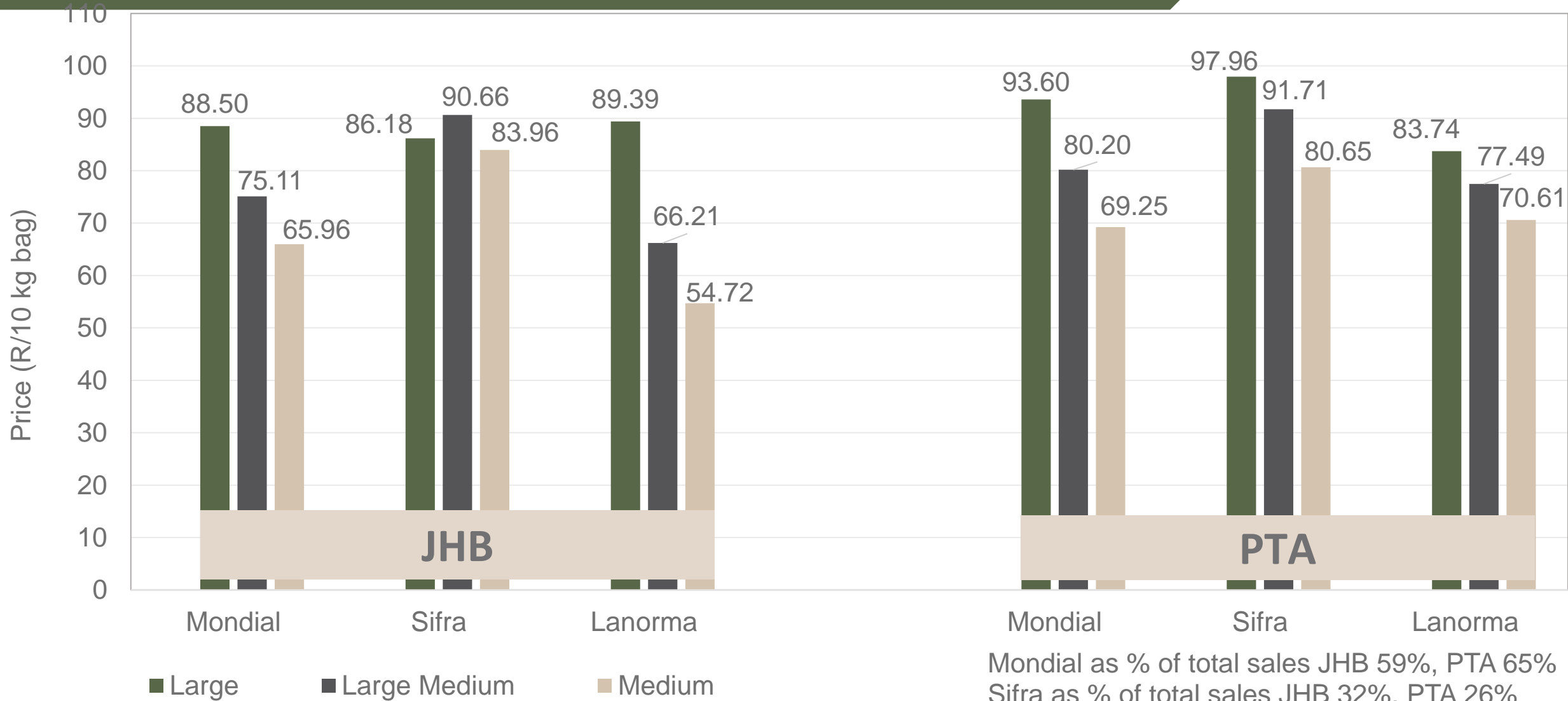
Average weekly prices and volumes for 10 kg bags of potatoes sold on selected markets from selected production regions



Klas & Grootte	Eastern Free State				Western Free State				North West				KwaZulu-Natal				North Eastern Cape				Sandveld		All Regions	
	JOH		PRE		JOH		PRE		JOH		PRE		JOH		DUR		POR		EAS		CAP		All Markets	
	Volume 10kg	Prices R/10kg	Volume 10kg	Prices R/10kg	Volume 10kg	Prices R/10kg	Volume 10kg	Prices R/10kg	Volume 10kg	Prices R/10kg	Volume 10kg	Prices R/10kg	Volume 10kg	Prices R/10kg	Volume 10kg	Prices R/10kg	Volume 10kg	Prices R/10kg	Volume 10kg	Prices R/10kg	Volume 10kg	Prices R/10kg	Volume 10kg	Prices R/10kg
1L	101 340	85.58	33 186	92.48	28 711	80.39	20 043	96.76	10 544	85.57	4 818	94.90	16 140	79.02	11 030	92.13	2 592	84.98	3 350	88.38	7 188	107.49	334 974	89.59
1L/M	78 420	73.45	26 509	78.93	71 647	77.33	27 699	86.57	25 510	91.99	12 179	95.09	19 959	71.74	20 132	77.91	6 382	71.48	4 345	78.87	11 066	101.74	457 778	82.42
1M	51 081	63.82	22 867	63.50	59 918	76.19	23 710	74.69	14 080	83.77	7 761	90.30	2 312	45.05	1 336	64.35	11 961	77.44	6 582	85.72	21 621	100.61	388 687	76.43
1S	14 873	38.13	6 587	36.24	8 529	40.95	3 102	33.53	16 346	46.07	2 334	53.16	1 755	24.68	1 585	37.16	3 461	67.31	1 934	72.41	13 924	76.99	123 068	49.88
1S/M	16 617	48.97	5 491	47.86	26 126	54.00	5 347	53.12	22 292	66.74	3 497	63.78	11	54.55	-	-	880	72.88	110	90.00	3 410	77.41	154 883	59.66
1XL	1 586	79.17	-	-	-	-	-	-	-	-	-	-	661	78.84	-	-	-	-	-	-	-	-	2 247	79.07
1XS	5 516	25.82	-	-	4 332	33.27	-	-	8 822	44.95	-	-	985	18.08	-	-	-	-	-	-	-	-	22 771	34.83
1XXS	-	-	-	-	-	-	-	-	-	-	-	-	-	-	-	-	-	-	-	-	-	-	-	-
2L	39 683	64.18	16 638	84.45	6 119	68.25	8 182	74.48	4 493	65.25	959	87.61	5 716	66.97	3 483	75.99	1 220	76.99	883	83.54	3 730	93.15	132 415	74.28
2L/M	16 071	61.85	11 164	72.65	8 848	57.36	15 821	69.75	3 125	68.01	770	83.97	2 898	53.22	6 329	74.24	1 022	70.66	3 203	76.52	8 728	87.01	126 306	69.35
2M	18 889	52.58	7 937	61.31	9 248	51.96	12 105	60.59	2 564	59.31	770	88.27	760	48.04	473	69.70	2 932	65.30	2 982	71.87	9 519	85.25	126 453	59.61
2S	3 333	31.71	3 034	29.49	2 550	31.52	2 085	22.18	20	40.00	651	51.41	-	-	-	-	1 721	56.89	2 300	66.22	2 917	61.71	32 348	38.45
2S/M	6 560	38.29	1 667	45.11	4 617	36.01	3 676	42.16	1 184	39.98	440	63.75	-	-	-	-	-	-	-	-	1 245	69.19	42 864	41.46
2XL	-	-	-	-	-	-	-	-	-	-	-	-	12	80.00	-	-	-	-	-	-	-	-	12	80.00
2XS	50	40.00	-	-	1 261	16.04	-	-	100	20.00	-	-	-	-	-	-	-	-	-	-	-	-	3 524	17.65
2XXS	-	-	-	-	-	-	-	-	-	-	-	-	-	-	-	-	-	-	-	-	-	-	-	-
3L	13 595	55.05	13 449	61.69	2 632	53.63	5 041	59.08	51	50.00	-	-	2 921	47.80	1 101	58.66	-	-	90	40.00	618	78.66	60 939	57.81
3L/M	13 210	42.51	9 422	56.73	4 524	45.93	5 362	49.83	8 293	59.69	3 472	58.21	-	-	283	50.00	-	-	1 567	54.18	3 317	69.51	82 007	56.02
3M	13 017	37.26	7 560	42.27	16 591	33.63	8 118	34.98	8 256	52.90	1 320	42.98	-	-	-	-	9 522	45.50	4 918	54.32	3 046	63.09	120 388	41.32
3S/M	4 724	22.60	3 489	25.79	6 050	12.91	761	30.38	818	30.78	1 027	21.94	-	-	-	-	-	-	-	-	295	71.03	27 624	24.29
3XS	-	-	-	-	-	-	-	-	-	-	-	-	-	-	-	-	-	-	-	-	-	-	-	-
3XXS	-	-	-	-	-	-	-	-	-	-	-	-	-	-	-	-	-	-	-	-	-	-	-	-
4L	-	-	9 823	52.80	-	-	110	41.82	-	-	-	-	-	-	-	-	-	-	-	-	-	-	11 207	51.07
4L/M	-	-	1 896	46.13	-	-	53	15.28	-	-	-	-	-	-	275	45.76	-	-	-	-	-	-	3 039	47.03
4M	-	-	662	33.55	-	-	279	19.81	-	-	-	-	-	-	-	-	219	37.49	-	-	-	-	5 658	30.74
4S	-	-	-	-	-	-	-	-	-	-	-	-	-	-	-	-	-	-	-	-	-	-	-	-
4S/M	-	-	-	-	-	-	-	-	-	-	-	-	-	-	-	-	-	-	-	-	-	-	349	37.87
Total	398 911	65.54	183 276	67.86	263 353	64.55	142 166	70.69	126 720	68.97	42 454	79.16	54 196	67.20	46 605	77.28	43 854	65.39	32 915	73.48	99 908	85.86	2 298 398	69.30

Data disclaimer: Potatoes SA does not take responsibility for the accuracy or interpretation of company data re-purposed by 3rd parties

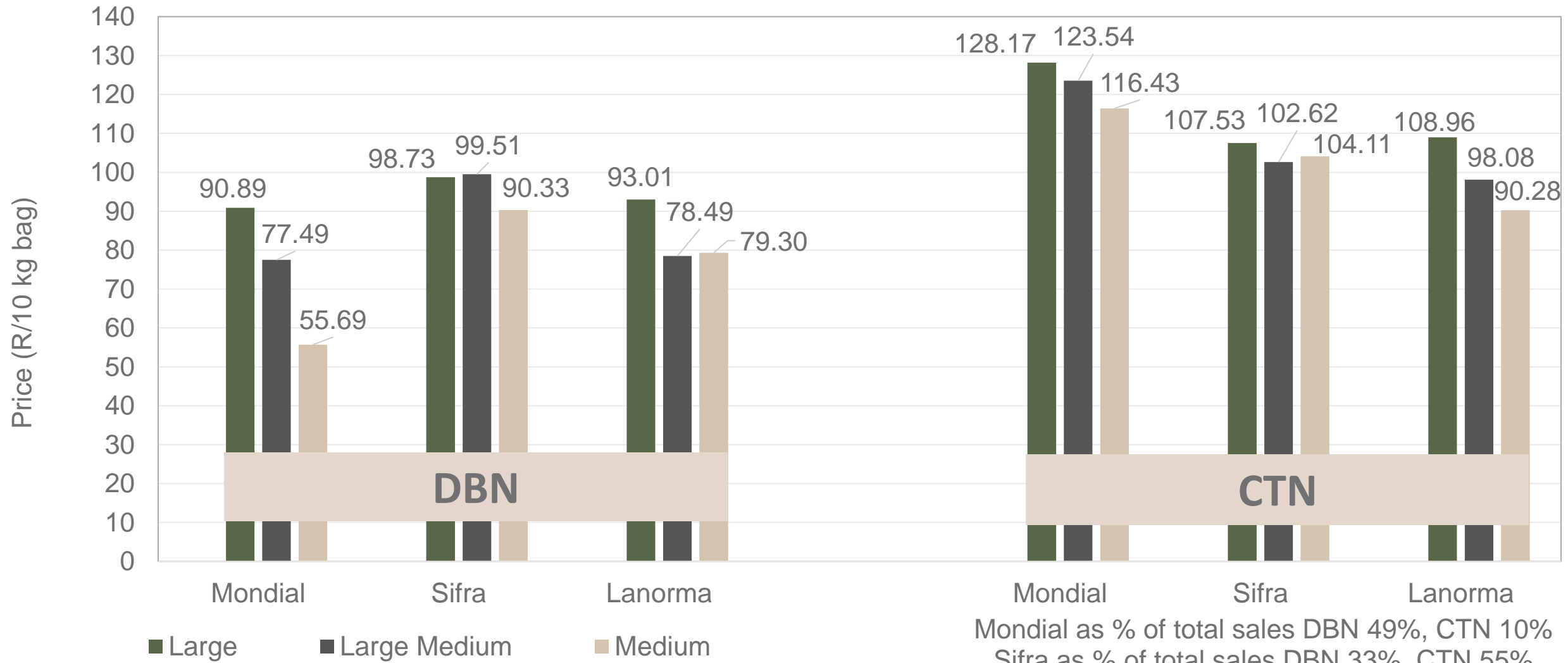
PTA & JHB markets: Average Prices - Different Sizes (only 10 kg bags)



Mondial as % of total sales JHB 59%, PTA 65%
 Sifra as % of total sales JHB 32%, PTA 26%
 Lanorma as % of total sales JHB 6%, PTA 2%

Data disclaimer: Potatoes SA does not take responsibility for the accuracy or interpretation of company data re-purposed by 3rd parties

DBN & CTN markets: Average Prices - Different Sizes (only 10 kg bags)



Mondial as % of total sales DBN 49%, CTN 10%
 Sifra as % of total sales DBN 33%, CTN 55%
 Lanorma as % of total sales DBN 12%, CTN 18%

Thank you for your time


Feel free to contact us

 Dikgetho@potatoes.co.za

Jodie@potatoes.co.za

 +27 (0)12 349 1906

 6 De Havilland Crescent
Persequor Techno Park
Persequor Park
Pretoria

 www.potatoes.co.za



Potatoes
Aartappels SA