



Weekly Market Information

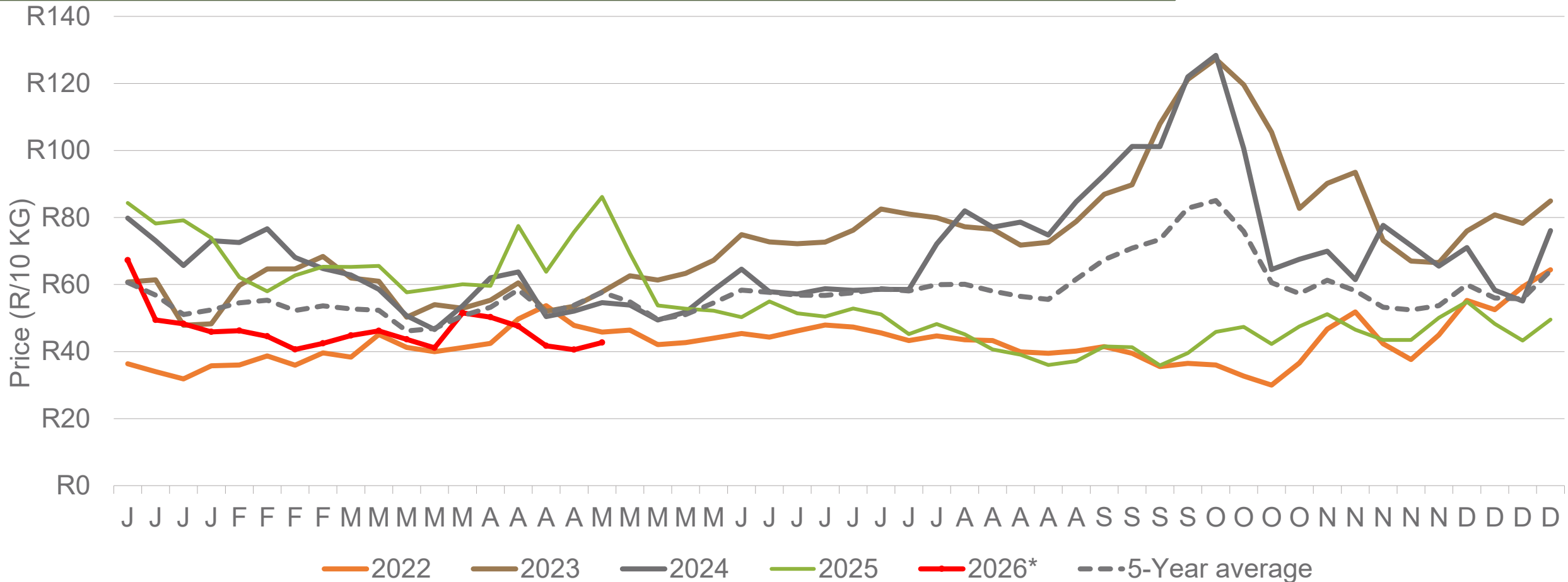
1 May 2026



Potatoes
Aartappels SA

www.potatoes.co.za



Average weekly price – all markets & all classes



Number of bags sold

8%

(Week on Week)



Average weekly price

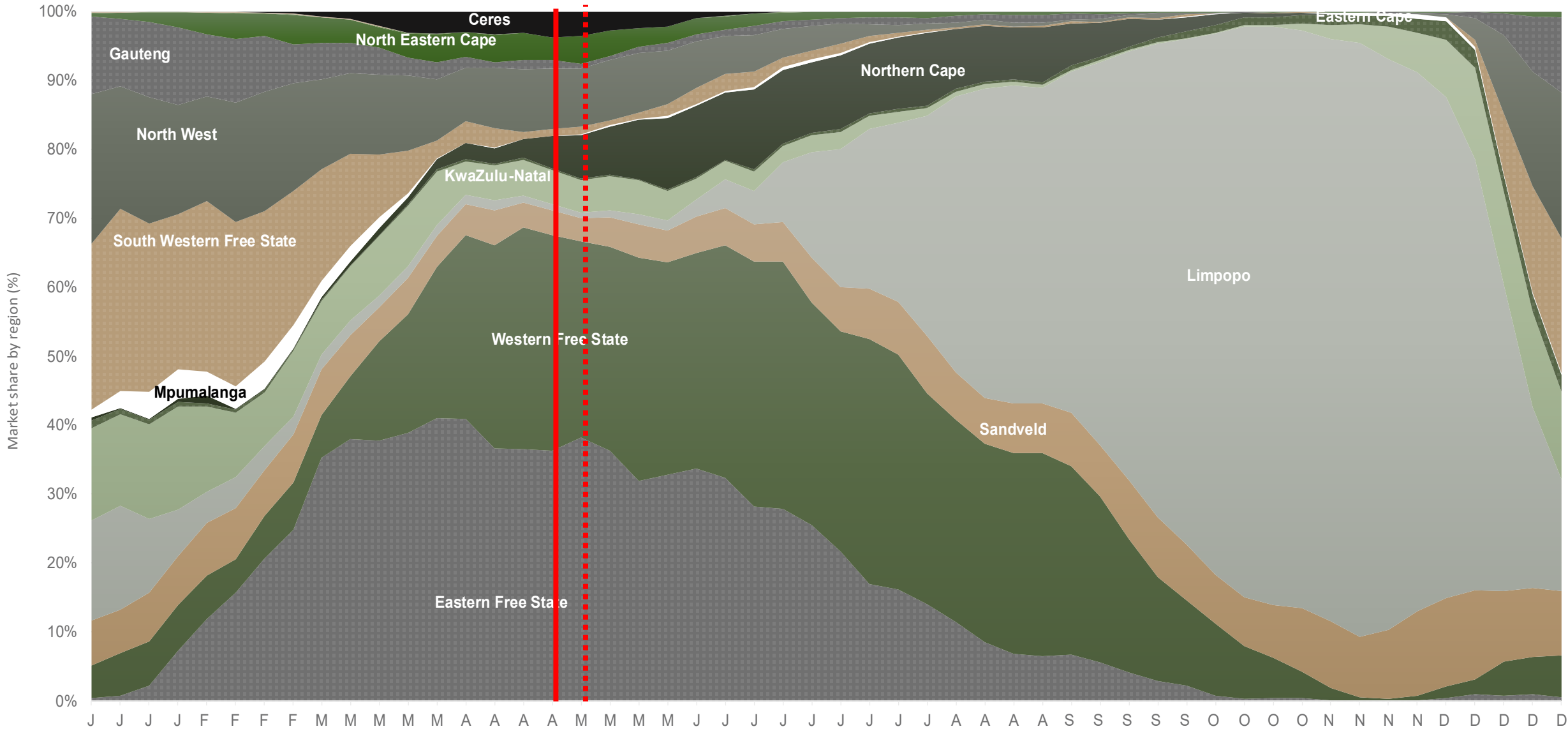
5%

(Week on week)



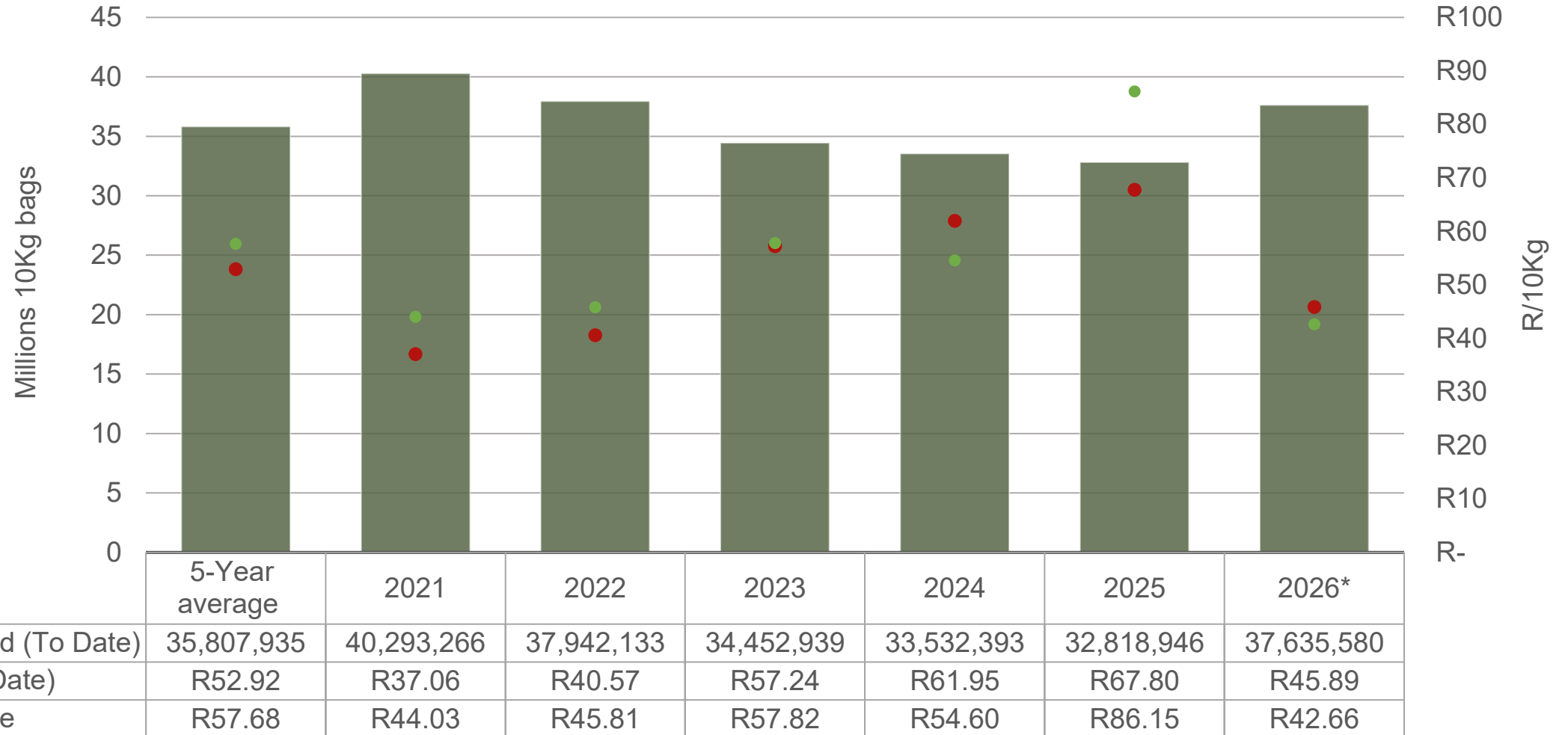
Data disclaimer: Potatoes SA does not take responsibility for the accuracy or interpretation of company data re-purposed by 3rd parties

Market share of regions on fresh produce markets 2021-2025



Data disclaimer: Potatoes SA does not take responsibility for the accuracy or interpretation of company data re-purposed by 3rd parties

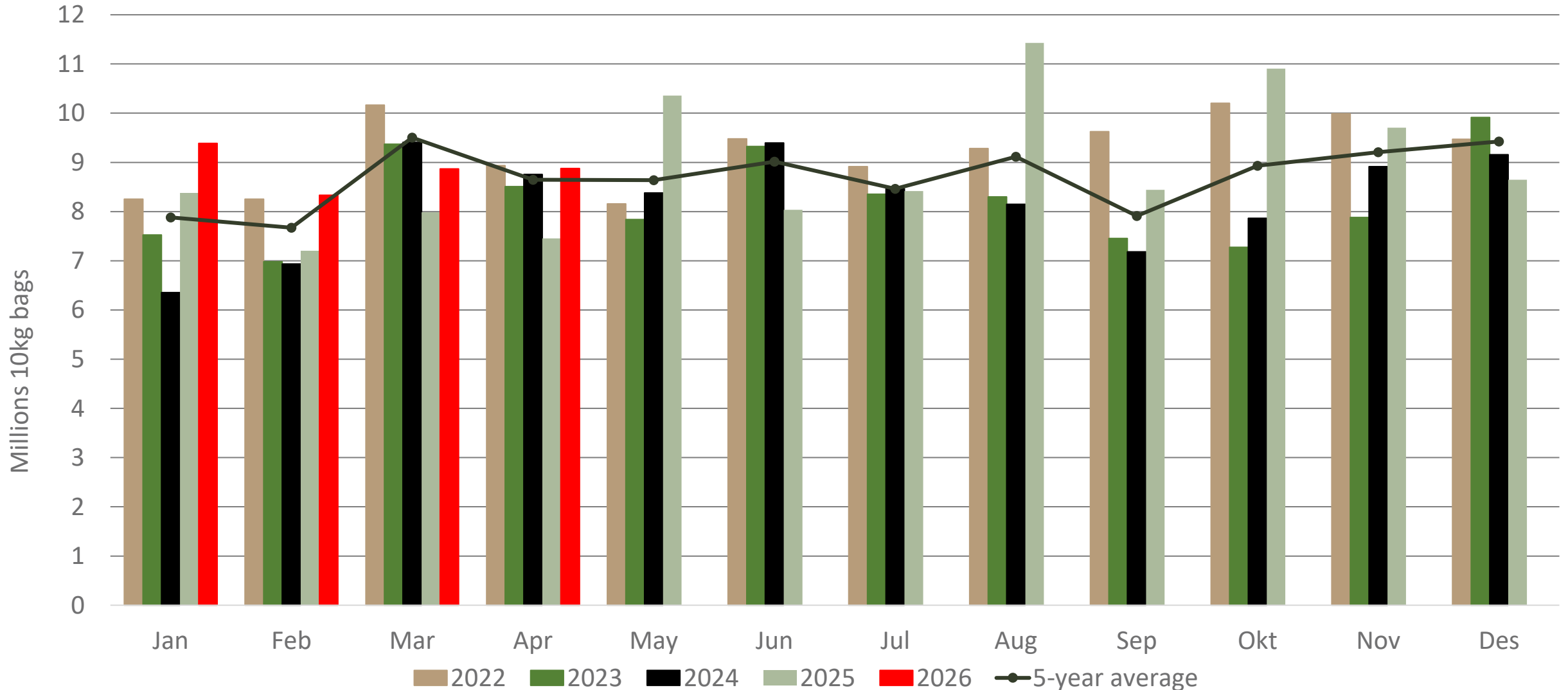
Cumulative total number of 10 kg bags sold on markets



Sold 1,827,645 bags **more** than the **5-year average** (2021 to 2025) of the first 18 weeks of 2026

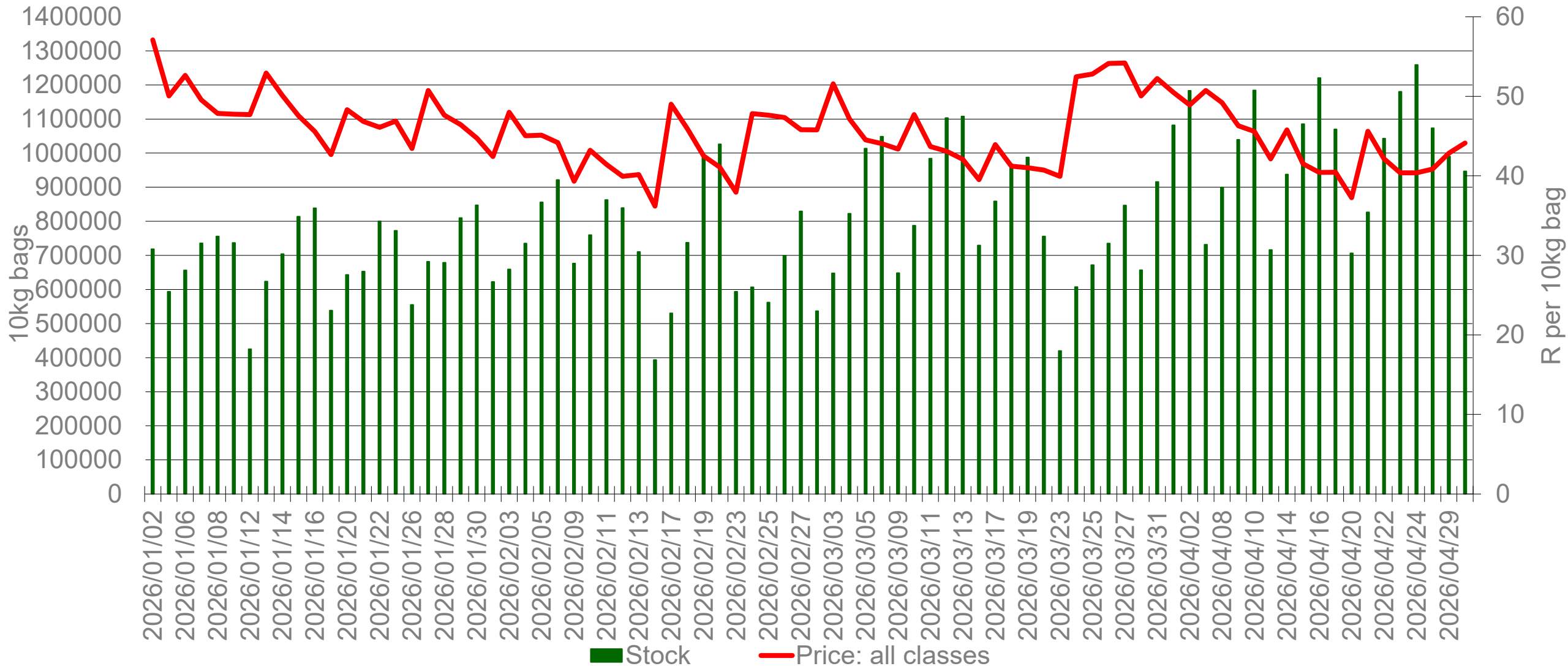
Data disclaimer: Potatoes SA does not take responsibility for the accuracy or interpretation of company data re-purposed by 3rd parties

Monthly sales volumes on markets: Potatoes



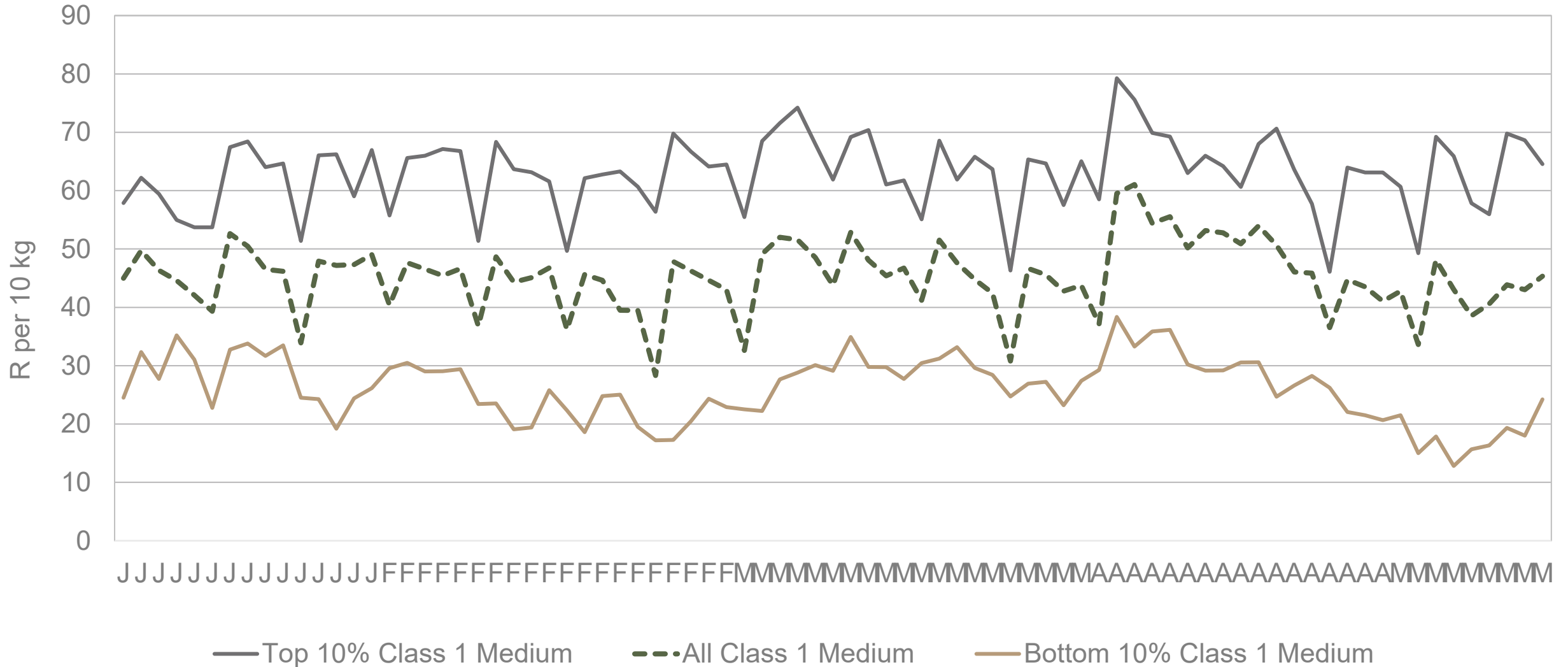
Data disclaimer: Potatoes SA does not take responsibility for the accuracy or interpretation of company data re-purposed by 3rd parties

RSA daily price versus daily available stocks (all classes & all sizes)



Data disclaimer: Potatoes SA does not take responsibility for the accuracy or interpretation of company data re-purposed by 3rd parties

JHB market daily : Top 10% versus bottom 10% prices – Class 1 Medium (since January 2026)



Data disclaimer: Potatoes SA does not take responsibility for the accuracy or interpretation of company data re-purposed by 3rd parties

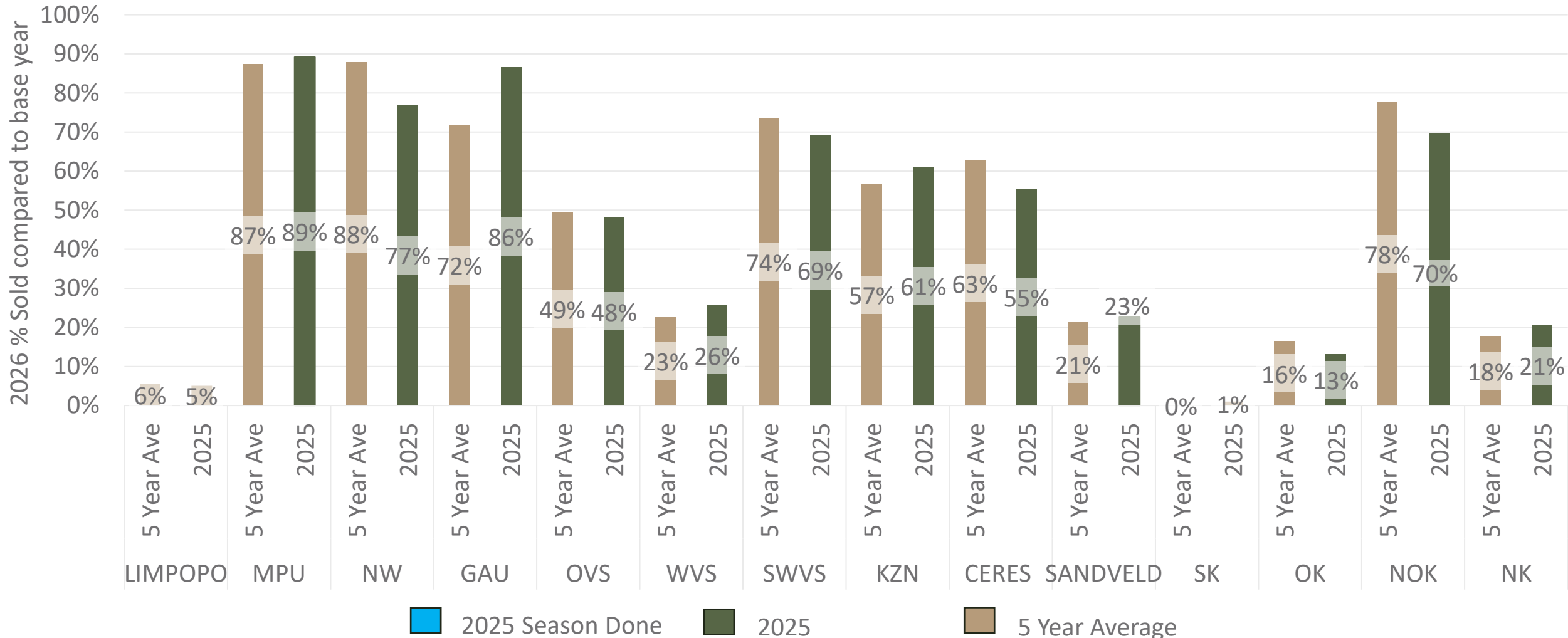
FPM Sales pace comparison per region

2026 compared to 5-year average and 2025



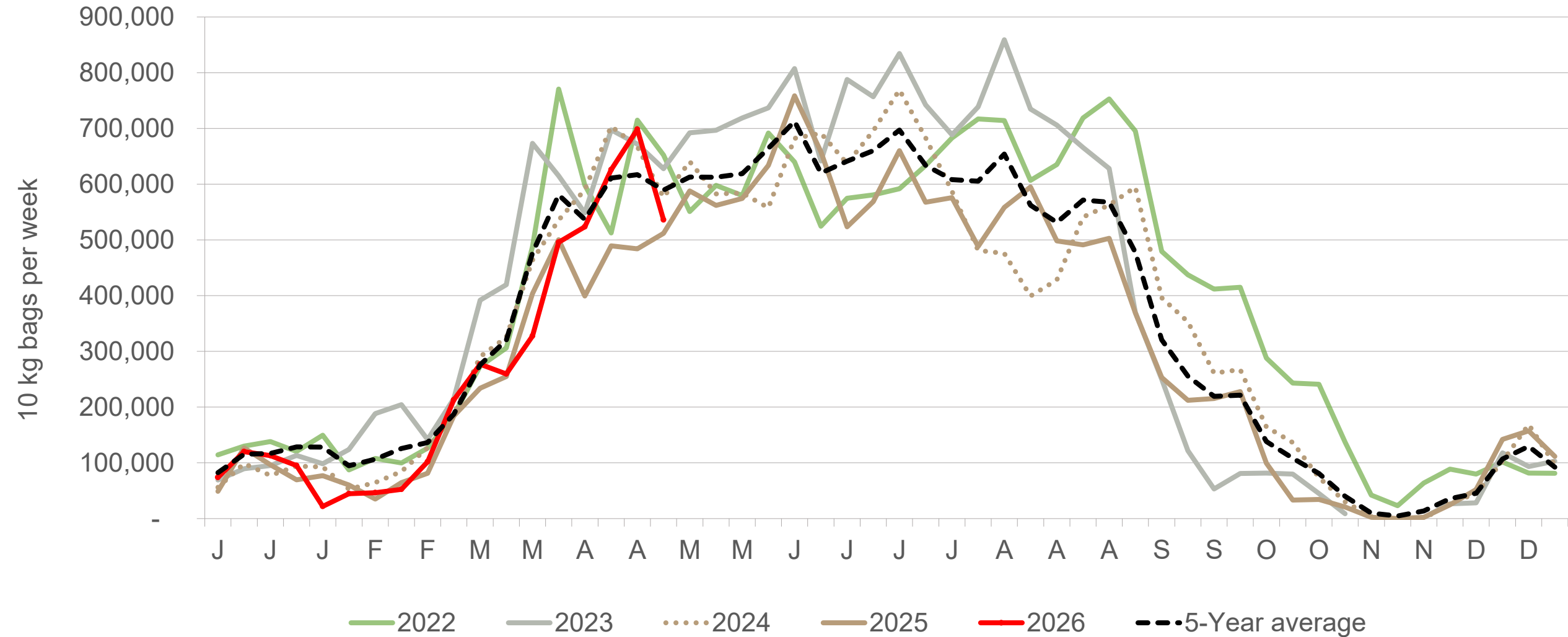
The *FPM Sales pace* compares the current year's cumulative volumes sold on the FPM with the previous year and the five-year average. Differences in these trends reflect variations in hectares planted, regional weather conditions, yield performance, and market timing. Blue indicates regions that are done delivering for this season. Seasons are based on calendar year.

Note: This comparison is based on total volumes sold, not on hectares planted



Data disclaimer: Potatoes SA does not take responsibility for the accuracy or interpretation of company data re-purposed by 3rd parties

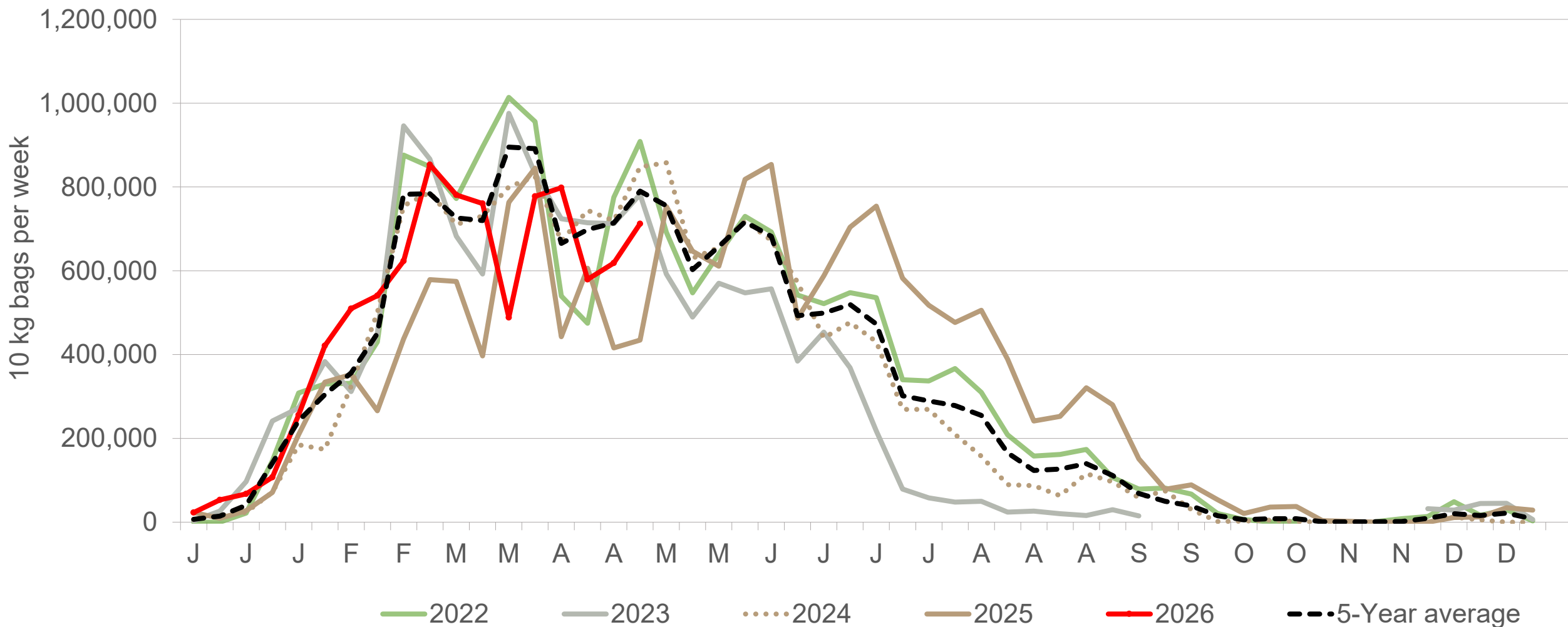
Western Free State : Amount of 10 kg bags per week sold on FPMs (all classes)



Sold 12% bags **more** than the first 18 weeks of 2025 and 604,355 bags **less** than the 5-year average (2021 to 2025) of the first 18 weeks of each year.

Data disclaimer: Potatoes SA does not take responsibility for the accuracy or interpretation of company data re-purposed by 3rd parties

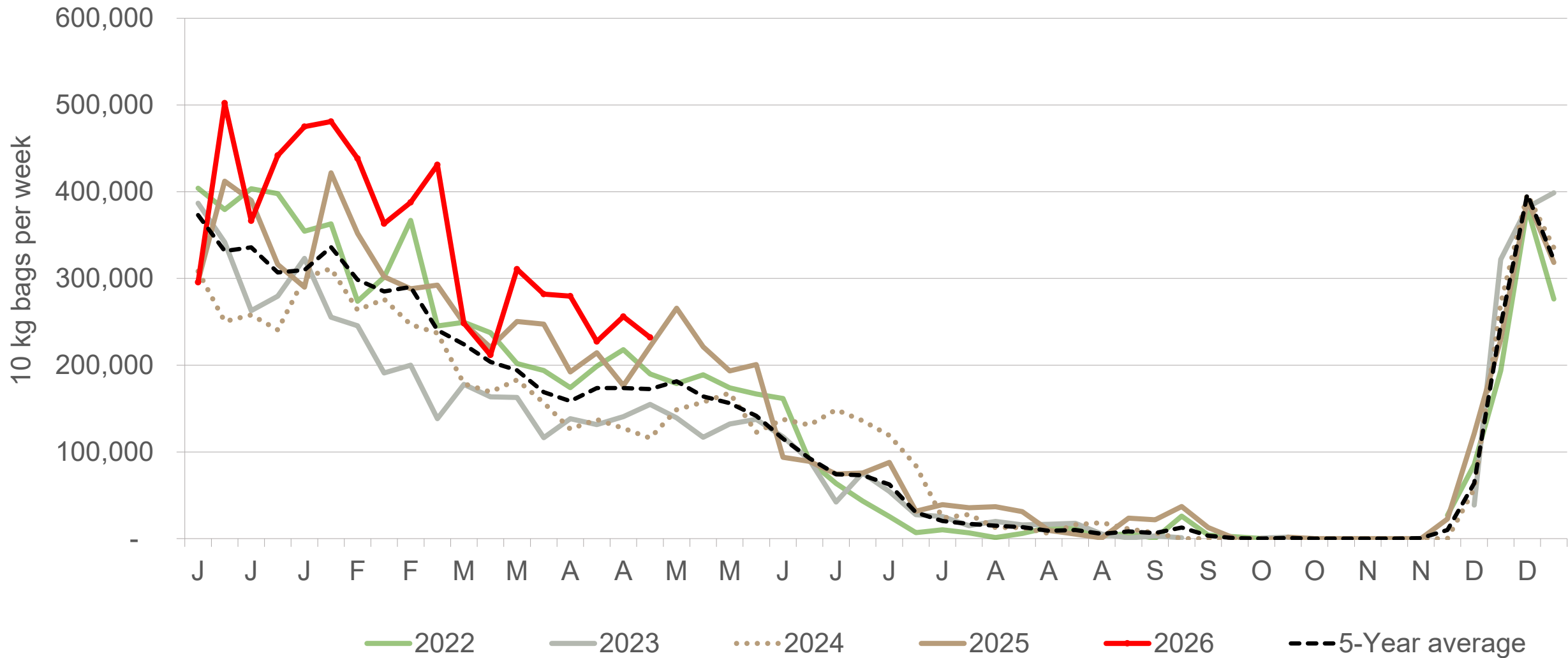
Eastern Free State: Amount of 10 kg bags per week sold on FPMs (all classes)



Sold 32% bags **more** than the first 18 weeks of 2025 and 251,797 **less** than the 5-year average (2021 to 2025) of the first 18 weeks of each year.

Data disclaimer: Potatoes SA does not take responsibility for the accuracy or interpretation of company data re-purposed by 3rd parties

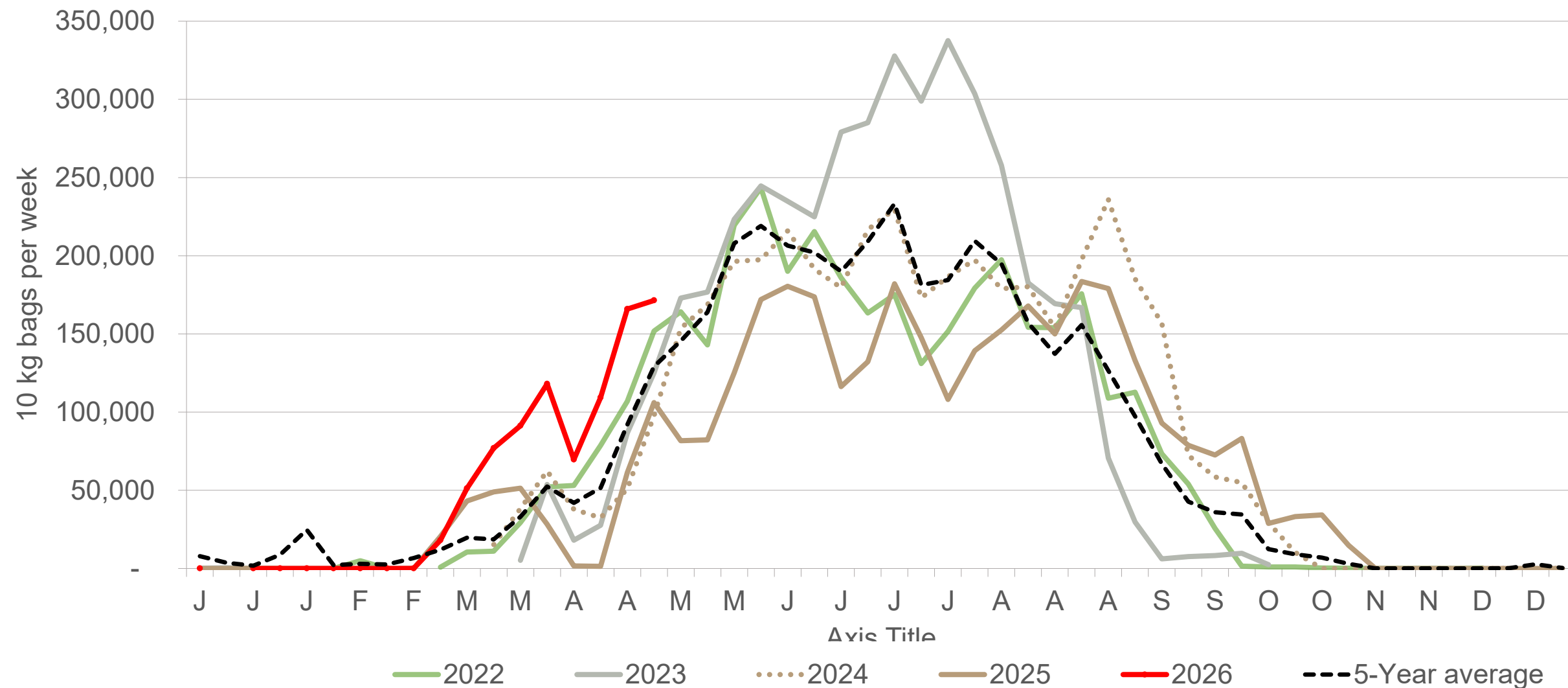
North-West: Amount of 10 kg bags per week sold on FPMs (all classes)



Sold 21% bags **more** than the first 18 weeks of 2025 and 1,654,292 **more** than the 5-year average (2021 to 2025) of the first 18 weeks of each year.

Data disclaimer: Potatoes SA does not take responsibility for the accuracy or interpretation of company data re-purposed by 3rd parties

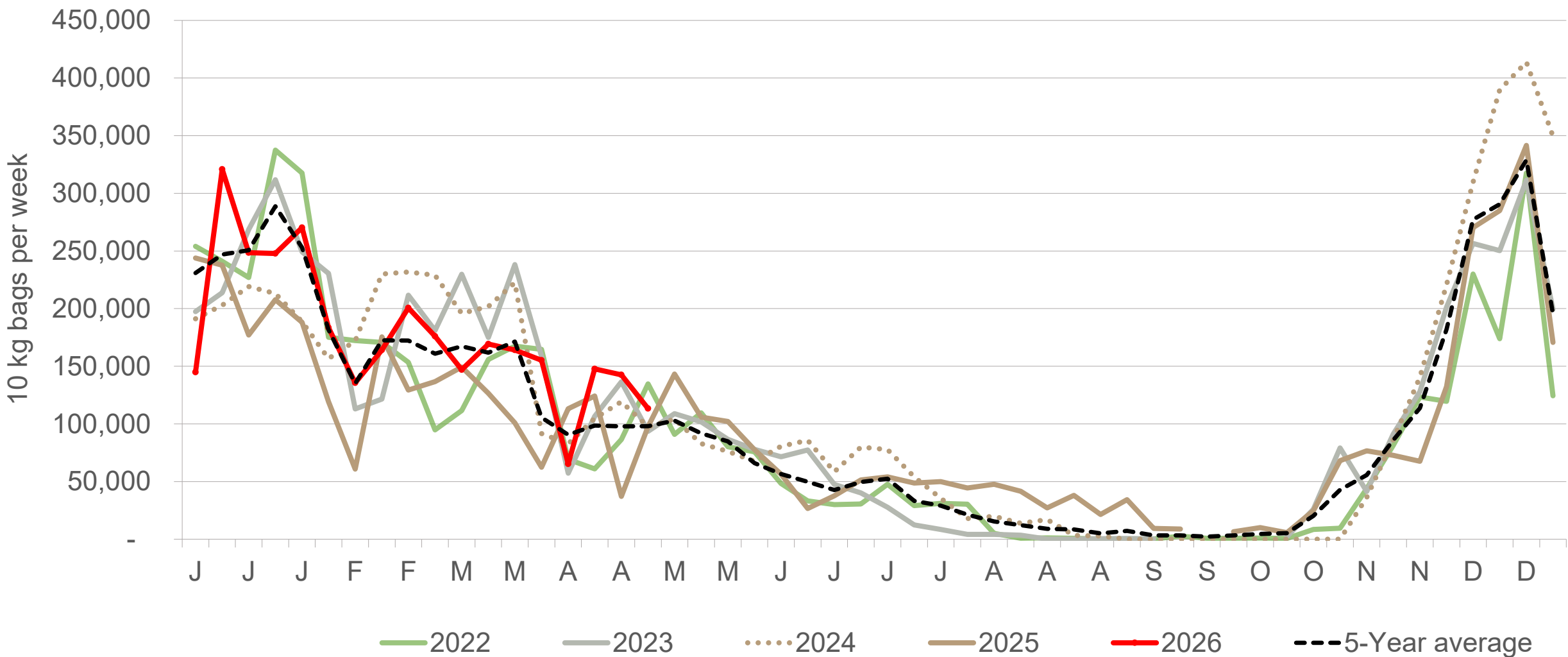
Northern Cape: Amount of 10 kg bags per week sold on FPMs (all classes)



Sold 140% bags **more** than the first 18 weeks of 2025 and 360,383 bags **more** than the 5-year average (2021 to 2025) of the first 18 weeks of each year.

Data disclaimer: Potatoes SA does not take responsibility for the accuracy or interpretation of company data re-purposed by 3rd parties

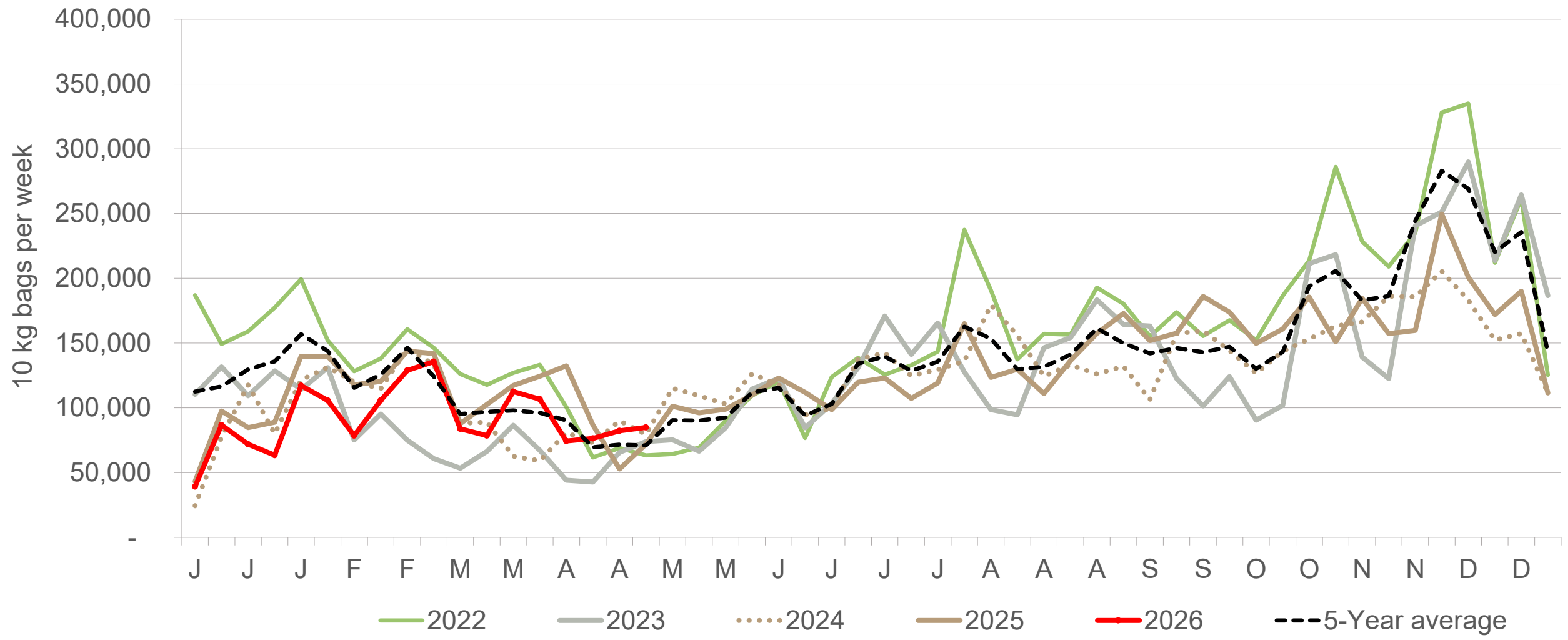
KwaZulu-Natal: Amount of 10 kg bags per week sold on FPMs (all classes)



Sold 29% bags **more** than the first 18 weeks of 2025 and 113,102 bags **more** than the 5-year average (2021 to 2025) of the first 18 weeks of each year.

Data disclaimer: Potatoes SA does not take responsibility for the accuracy or interpretation of company data re-purposed by 3rd parties

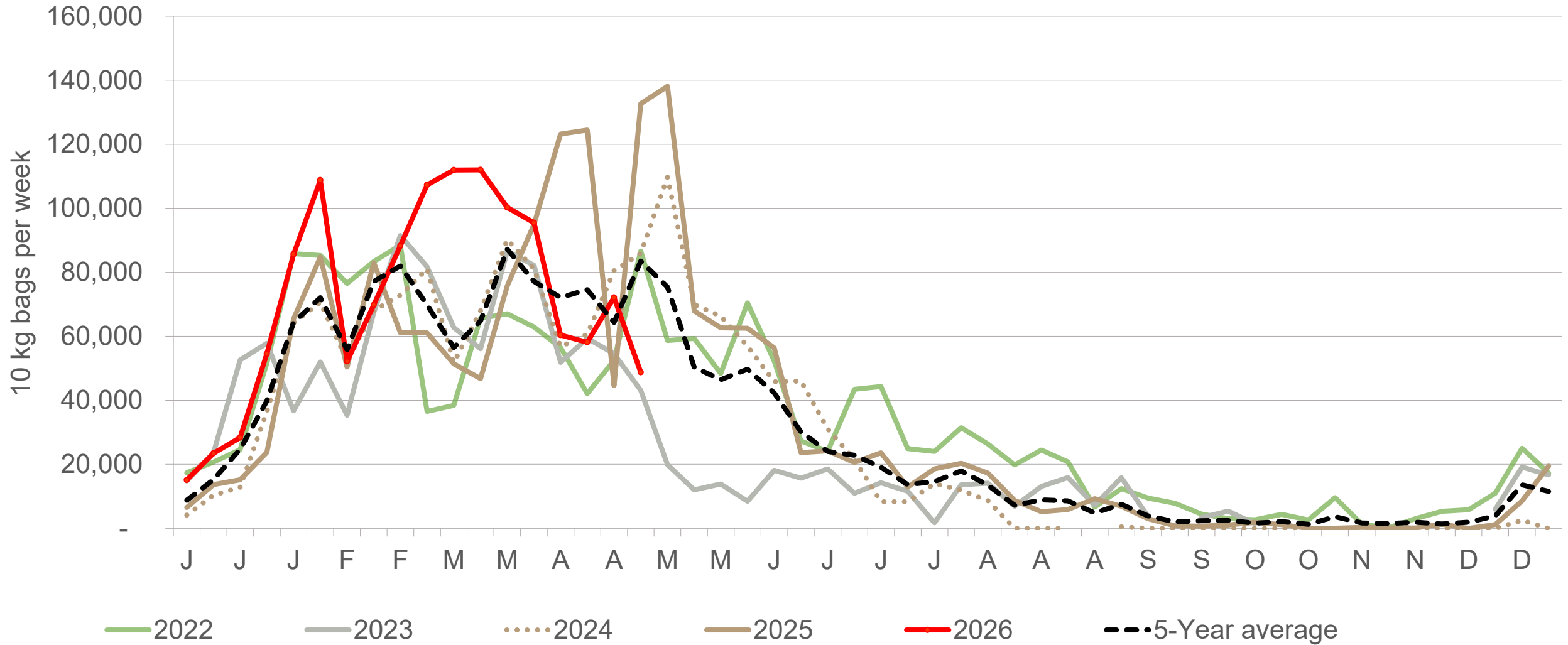
Sandveld: Amount of 10 kg bags per week sold on FPMs (all classes)



Sold 14% bags **less** than the first 18 weeks of 2025 and 362,985 bags **less** than the 5-year average (2021 to 2025) of the first 18 weeks of each year.

Data disclaimer: Potatoes SA does not take responsibility for the accuracy or interpretation of company data re-purposed by 3rd parties

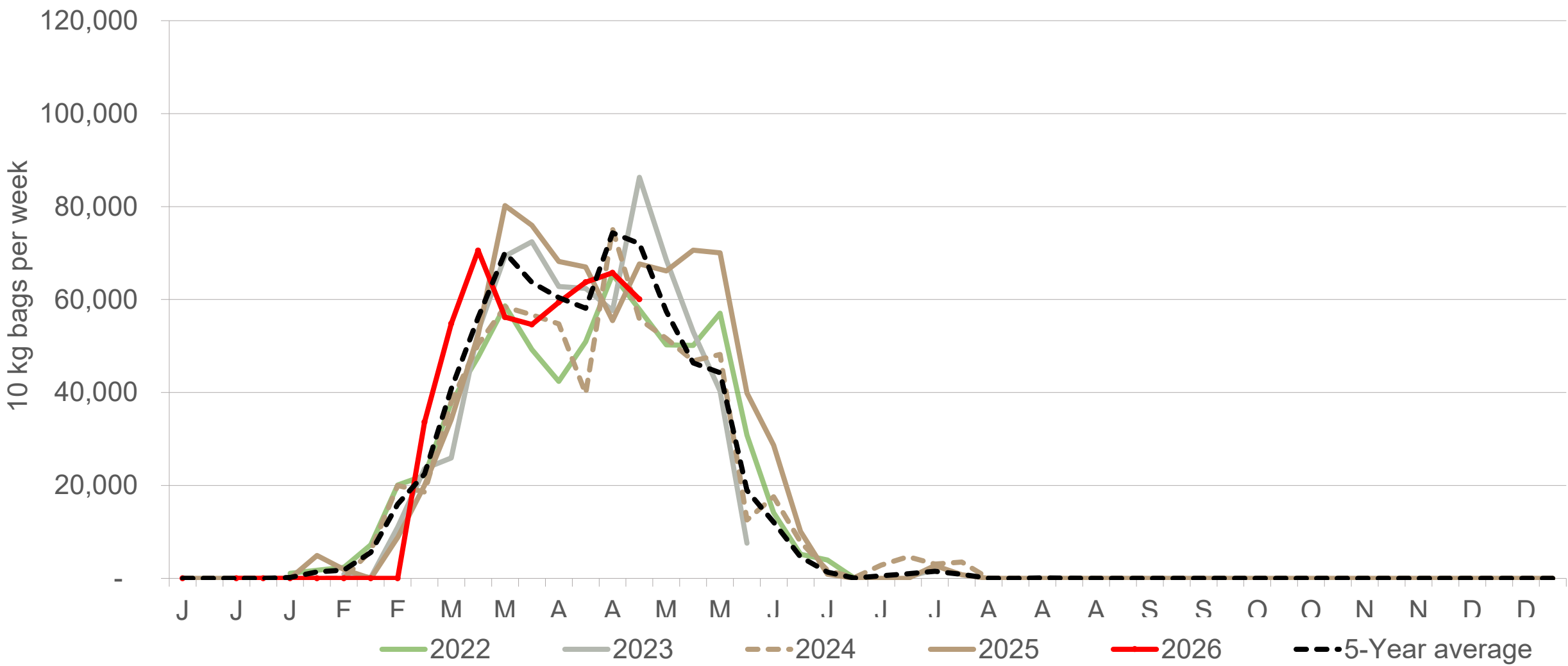
North Eastern Cape: Amount of 10 kg bags per week sold on FPMs (all classes)



Sold 12% bags **more** than the first 18 weeks of 2025 and 202,678 bags **more** than the 5-year average (2021 to 2025) of the first 18 weeks of each year.

Data disclaimer: Potatoes SA does not take responsibility for the accuracy or interpretation of company data re-purposed by 3rd parties

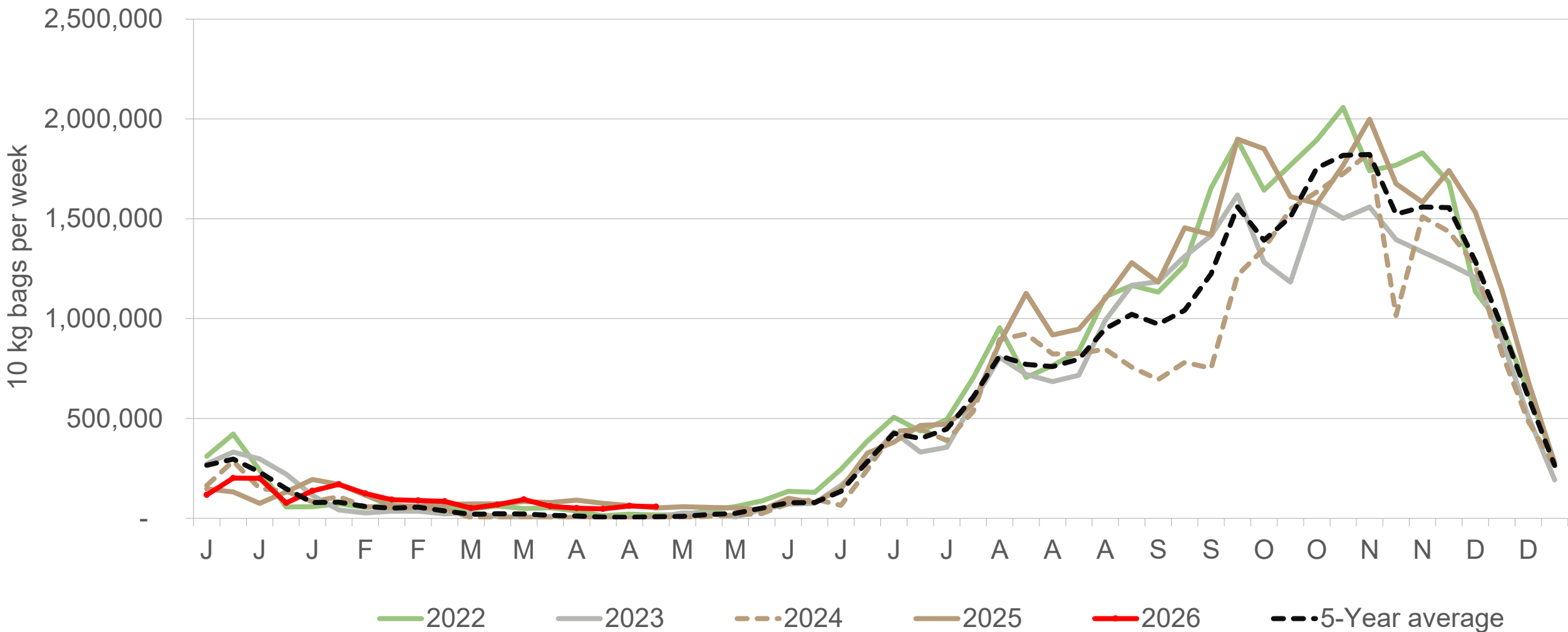
Ceres: Amount of 10 kg bags per week sold on FPMs (all classes)



Sold 3% bags **less** than the first 3 weeks of 2025 and 24,112 bags **less** than the 5-year average (2021 to 2025) of the first 18 weeks of each year.

Data disclaimer: Potatoes SA does not take responsibility for the accuracy or interpretation of company data re-purposed by 3rd parties

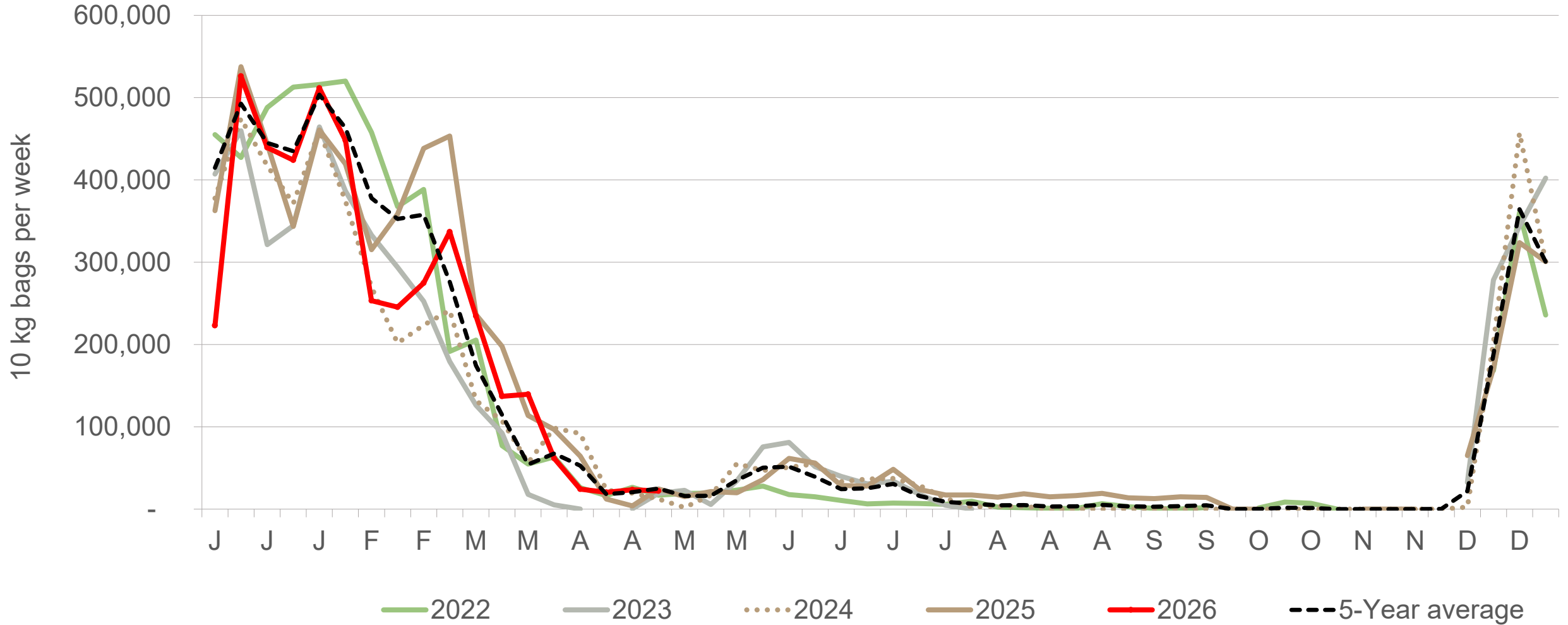
Limpopo: Amount of 10 kg bags per week sold on FPMs (all classes)



Sold 2% bags **more** than the first 18 weeks of 2025 and 337,775 bags **more** than the 5-year average (2021 to 2025) of the first 18 weeks of each year

Data disclaimer: Potatoes SA does not take responsibility for the accuracy or interpretation of company data re-purposed by 3rd parties

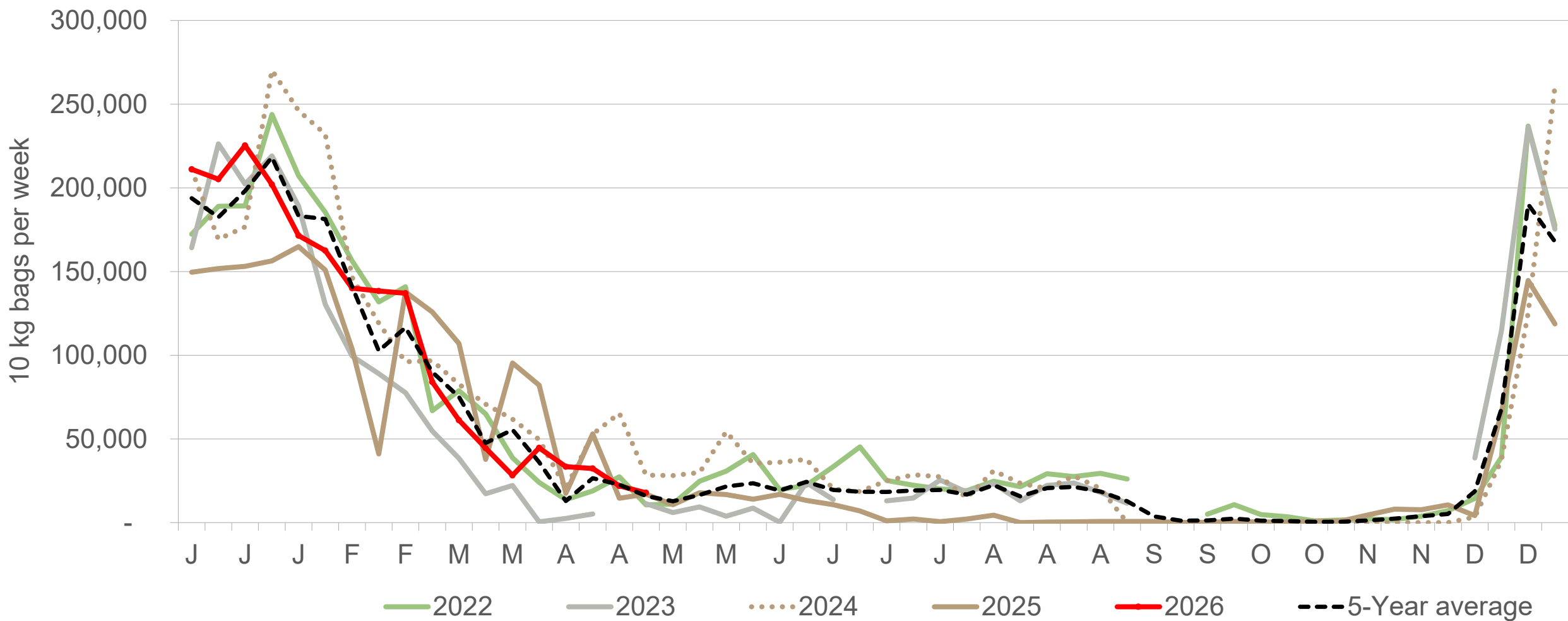
South Western Free State: Amount of 10 kg bags per week sold on FPMs (all classes)



Sold 11% bags **less** than the first 18 weeks of 2025 and 299,612 bags **less** than the 5-year average (2021 to 2025) of the first 18 weeks of each year.

Data disclaimer: Potatoes SA does not take responsibility for the accuracy or interpretation of company data re-purposed by 3rd parties

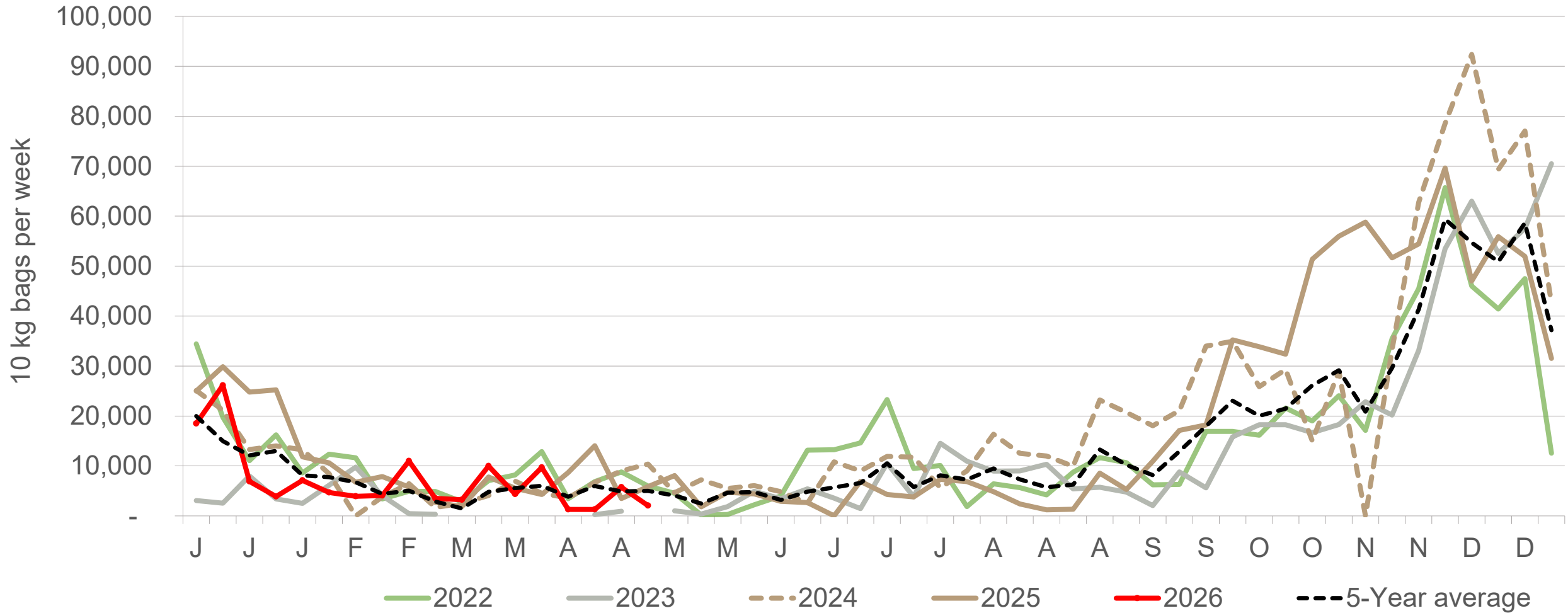
Gauteng: Amount of 10 kg bags per week sold on FPMs (all classes)



Sold 11% bags **more** than the first 18 weeks of 2025 and 61,271 bags **more** than the 5-year average (2021 to 2025) of the first 18 weeks of each year.

Data disclaimer: Potatoes SA does not take responsibility for the accuracy or interpretation of company data re-purposed by 3rd parties

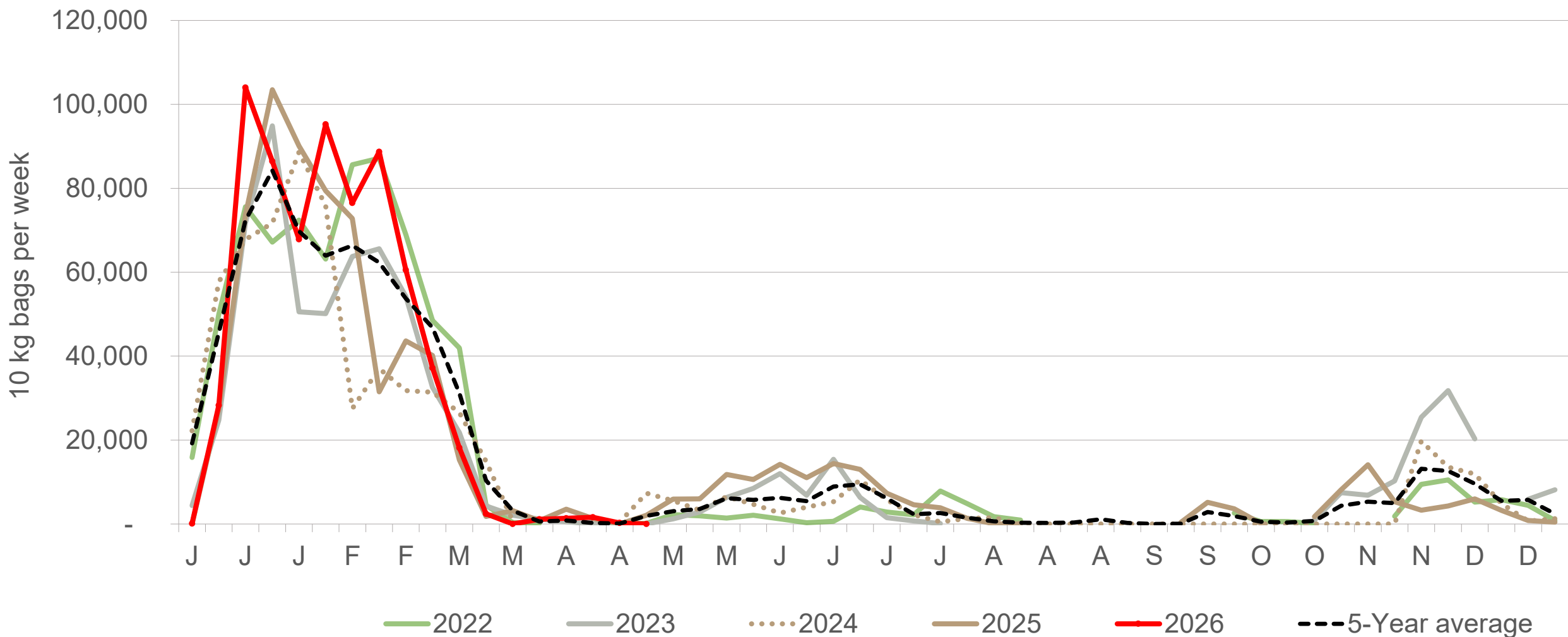
Eastern Cape: Amount of 10 kg bags per week sold on FPMs (all classes)



Sold 37% bags **less** than the first 18 weeks of 2025 and 5,351 bags **less** than the 5-year average (2021 to 2025) of the 18 weeks of each year.

Data disclaimer: Potatoes SA does not take responsibility for the accuracy or interpretation of company data re-purposed by 3rd parties

Mpumalanga: Amount of 10 kg bags per week sold on FPMs (all classes)



Sold 14% bags **more** than the first 18 weeks of 2025 and 37,098 bags **more** than the 5-year average (2021 to 2025) of the 18 weeks of each year.

Data disclaimer: Potatoes SA does not take responsibility for the accuracy or interpretation of company data re-purposed by 3rd parties

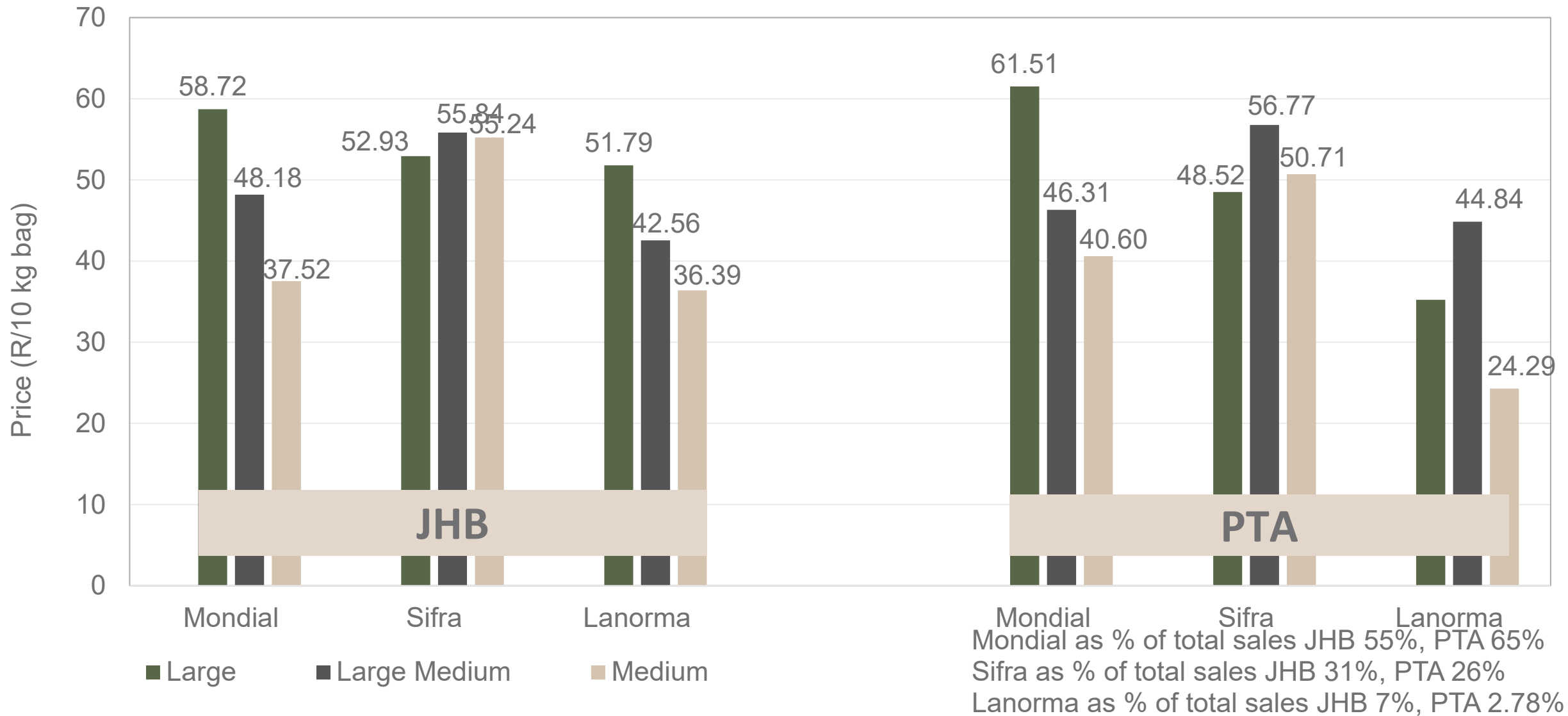
Average weekly prices and volumes for 10 kg bags of potatoes sold on selected markets from selected production regions



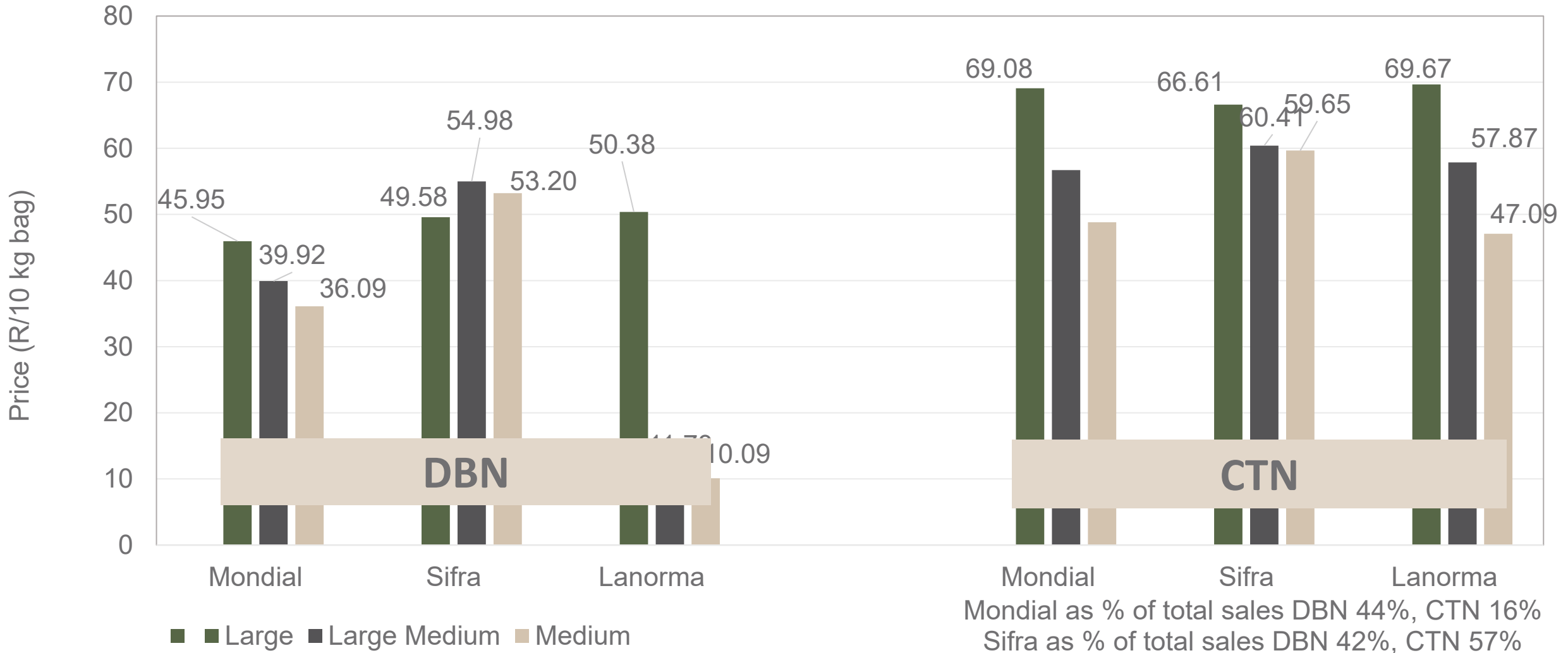
Klas & Grootte	Eastern Free State				Western Free State				North West				Northern Cape				Sandveld		KwaZulu-Natal				All Regions	
	JOH		PRE		JOH		PRE		JOH		PRE		JOH		PRE		CAP		DUR		PIE		All Markets	
	Volume	Prices	Volume	Prices	Volume	Prices	Volume	Prices	Volume	Prices	Volume	Prices	Volume	Prices	Volume	Prices	Volume	Prices	Volume	Prices	Volume	Prices	Volume	Prices
	10kg	R/10kg	10kg	R/10kg	10kg	R/10kg	10kg	R/10kg	10kg	R/10kg	10kg	R/10kg	10kg	R/10kg	10kg	R/10kg	10kg	R/10kg	10kg	R/10kg	10kg	R/10kg	10kg	R/10kg
1L	97 262	60.90	27 440	59.55	37 907	55.07	22 889	56.14	12 487	57.25	7 651	52.65	3 228	54.07	1 126	51.77	2 252	66.88	17 618	45.35	3 337	54.13	376 127	55.95
1L/M	88 625	51.12	33 796	45.75	51 307	52.68	21 619	53.45	17 240	60.79	11 047	58.54	10 868	44.40	6 111	40.39	11 892	56.89	14 386	39.94	4 234	46.53	440 926	50.23
1M	58 667	42.74	25 843	40.84	33 476	51.51	14 482	46.61	10 301	56.31	4 916	53.40	6 674	38.22	3 684	33.24	16 220	53.94	6 789	34.24	2 450	44.50	340 760	45.87
1S	14 694	24.45	4 486	20.27	10 004	26.37	1 549	20.90	16 404	27.72	2 582	27.20	563	11.18	11	22.73	11 532	30.98	1 870	20.01	14	12.00	109 490	27.06
1S/M	14 302	32.41	4 706	29.70	14 413	36.12	5 466	31.66	12 943	39.41	4 550	36.27	2 721	23.67	420	23.82	2 506	34.43	231	8.53	444	34.27	116 883	35.57
1XL	3 380	60.11	-	-	-	-	-	-	-	-	-	-	-	-	-	-	-	-	-	-	-	-	6 130	57.71
1XS	2 357	17.29	-	-	3 498	30.29	-	-	7 840	28.84	-	-	-	-	-	-	-	-	-	-	-	-	17 730	24.75
1XXS	-	-	-	-	-	-	-	-	-	-	-	-	-	-	-	-	-	-	-	-	-	-	452	44.69
2L	25 187	47.84	14 477	49.82	5 989	46.92	6 090	47.42	1 454	45.78	1 145	45.06	6 896	31.52	216	33.06	4 880	49.89	947	28.32	112	54.46	122 277	44.79
2L/M	14 833	40.36	13 648	42.94	5 991	41.07	19 726	40.14	5 353	32.50	1 420	51.79	8 007	31.74	6 970	29.33	7 301	45.55	3 418	23.53	396	40.61	152 738	37.85
2M	15 428	31.91	13 489	33.70	8 967	30.41	12 877	33.22	4 814	21.58	1 759	27.77	6 651	19.55	1 737	26.27	8 868	41.17	522	22.42	442	36.43	127 446	31.99
2S	3 801	18.88	4 621	22.73	1 936	14.70	720	8.63	-	-	450	23.67	1 011	21.44	-	-	4 272	28.96	-	-	-	-	24 621	21.05
2S/M	3 667	18.90	311	29.71	2 518	29.47	2 497	23.24	2 248	19.24	1 128	21.21	385	20.86	213	17.24	182	25.81	507	5.25	240	15.00	23 902	22.13
2XL	-	-	-	-	-	-	-	-	-	-	-	-	-	-	-	-	-	-	-	-	-	-	550	45.00
2XS	7	7.00	-	-	-	-	-	-	-	-	-	-	-	-	-	-	-	-	-	-	-	-	2 540	10.34
2XXS	-	-	-	-	-	-	-	-	-	-	-	-	-	-	-	-	-	-	-	-	-	-	-	-
3L	9 988	38.41	14 102	37.46	1 541	28.16	554	29.92	286	28.11	-	-	6 952	29.34	1 100	32.46	1 044	32.53	314	31.02	946	29.38	56 504	33.19
3L/M	10 572	30.69	8 186	31.39	2 705	27.51	2 310	30.91	2 229	28.76	1 649	34.76	1 870	30.00	1 190	18.52	171	21.30	1 071	29.42	347	25.76	54 706	30.38
3M	11 016	24.55	5 250	28.88	6 224	23.21	4 204	26.65	7 739	22.56	1 074	23.82	3 981	22.29	1 746	18.09	2 270	19.34	441	12.74	440	29.93	85 871	23.89
3S/M	1 901	15.91	1 933	25.41	-	-	103	13.39	770	15.00	590	11.63	212	5.24	-	-	-	-	-	-	-	-	8 464	18.01
3XS	-	-	-	-	-	-	-	-	-	-	-	-	-	-	-	-	-	-	-	-	-	-	-	-
3XXS	-	-	-	-	-	-	-	-	-	-	-	-	-	-	-	-	-	-	-	-	-	-	-	-
4L	-	-	3 993	31.76	-	-	-	-	-	-	-	-	-	-	-	-	12	30.00	-	-	-	-	4 561	30.49
4L/M	-	-	996	34.22	-	-	-	-	-	-	-	-	-	-	-	-	-	-	-	-	220	20.00	2 612	26.07
4M	-	-	2 233	22.10	-	-	330	22.95	-	-	-	-	-	-	-	-	-	-	-	-	-	-	4 453	20.89
4S	-	-	-	-	-	-	-	-	-	-	-	-	-	-	-	-	82	10.00	-	-	-	-	83	10.06
4S/M	-	-	133	17.29	-	-	1	5.00	-	-	-	-	-	-	-	-	-	-	-	-	-	-	191	16.78
Total	375 771	46.51	179 774	41.96	186 476	45.95	115 687	44.20	102 108	40.93	41 558	45.93	60 019	32.72	24 524	32.13	82 434	41.94	48 884	37.27	13 622	43.92	2 108 857	42.62

Data disclaimer: Potatoes SA does not take responsibility for the accuracy or interpretation of company data re-purposed by 3rd parties

PTA & JHB markets: Average Prices - Different Sizes (only 10 kg bags)



DBN & CTN markets: Average Prices - Different Sizes (only 10 kg bags)



Mondial as % of total sales DBN 44%, CTN 16%
 Sifra as % of total sales DBN 42%, CTN 57%
 Lanorma as % of total sales DBN 1.47%, CTN 24%


Data disclaimer: Potatoes SA does not take responsibility for the accuracy or interpretation of company data re-purposed by 3rd parties

Thank you for your time


Feel free to contact us

 Lebo@potatoes.co.za

Jodie@potatoes.co.za

 +27 (0)12 349 1906

 6 De Havilland Crescent
Persequor Techno Park
Persequor Park
Pretoria

 www.potatoes.co.za



Potatoes
Aartappels SA