



Weekly Market Information

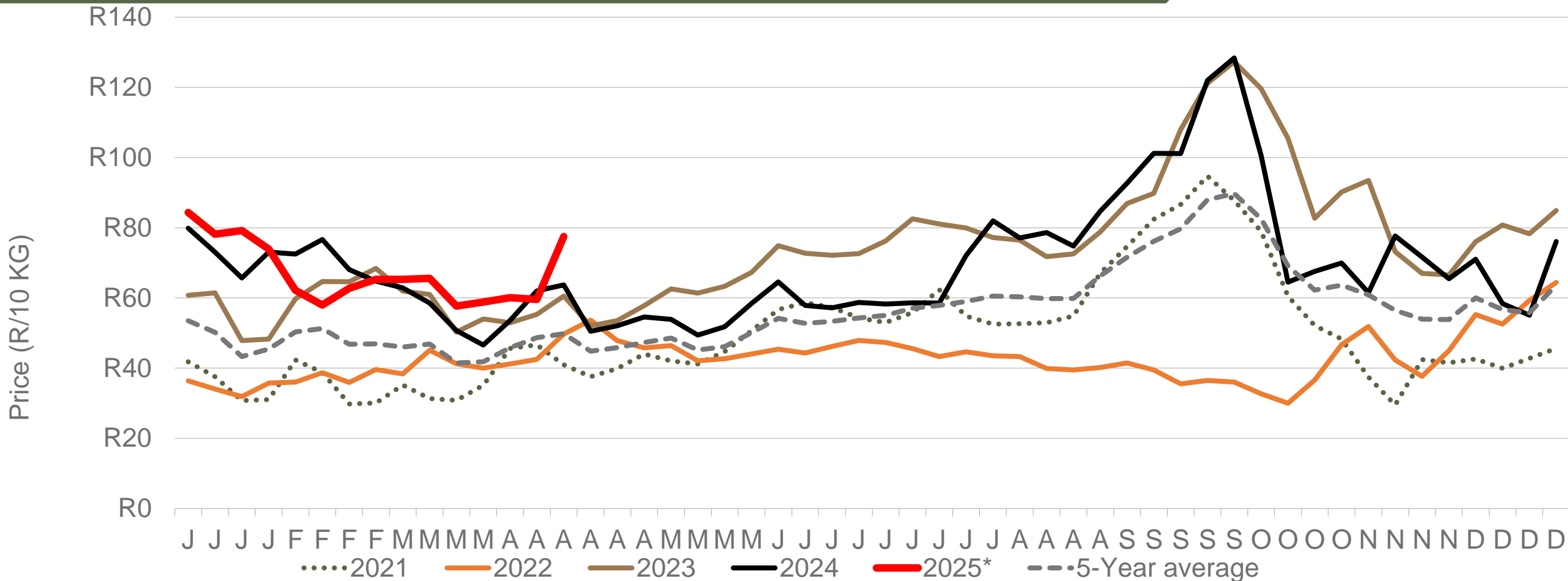
11 April 2025



Potatoes
Aartappels SA

www.potatoes.co.za



Average weekly price – all markets & all classes



Number of bags sold

26%

(Week on Week)



Average weekly price

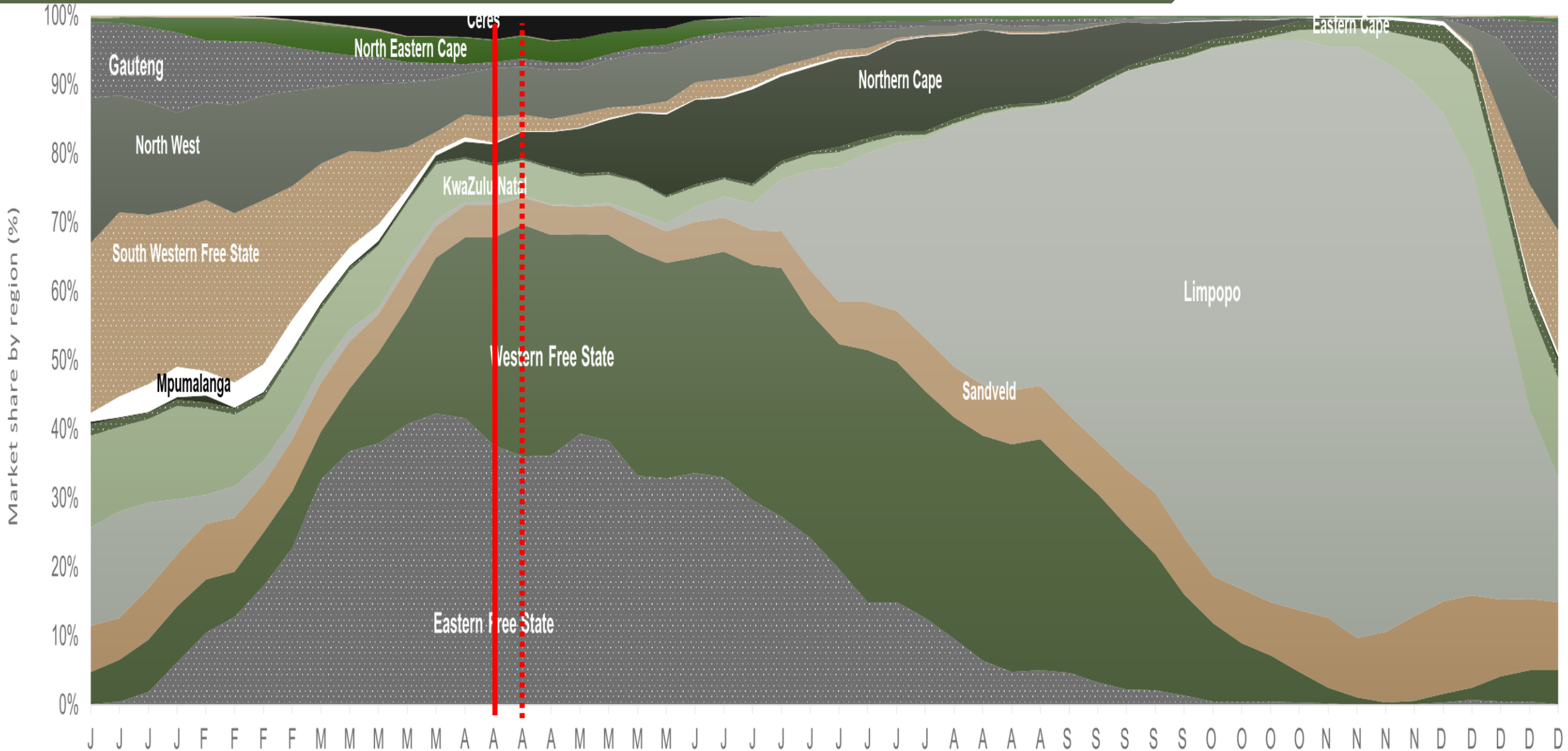
30%

(Week on week)



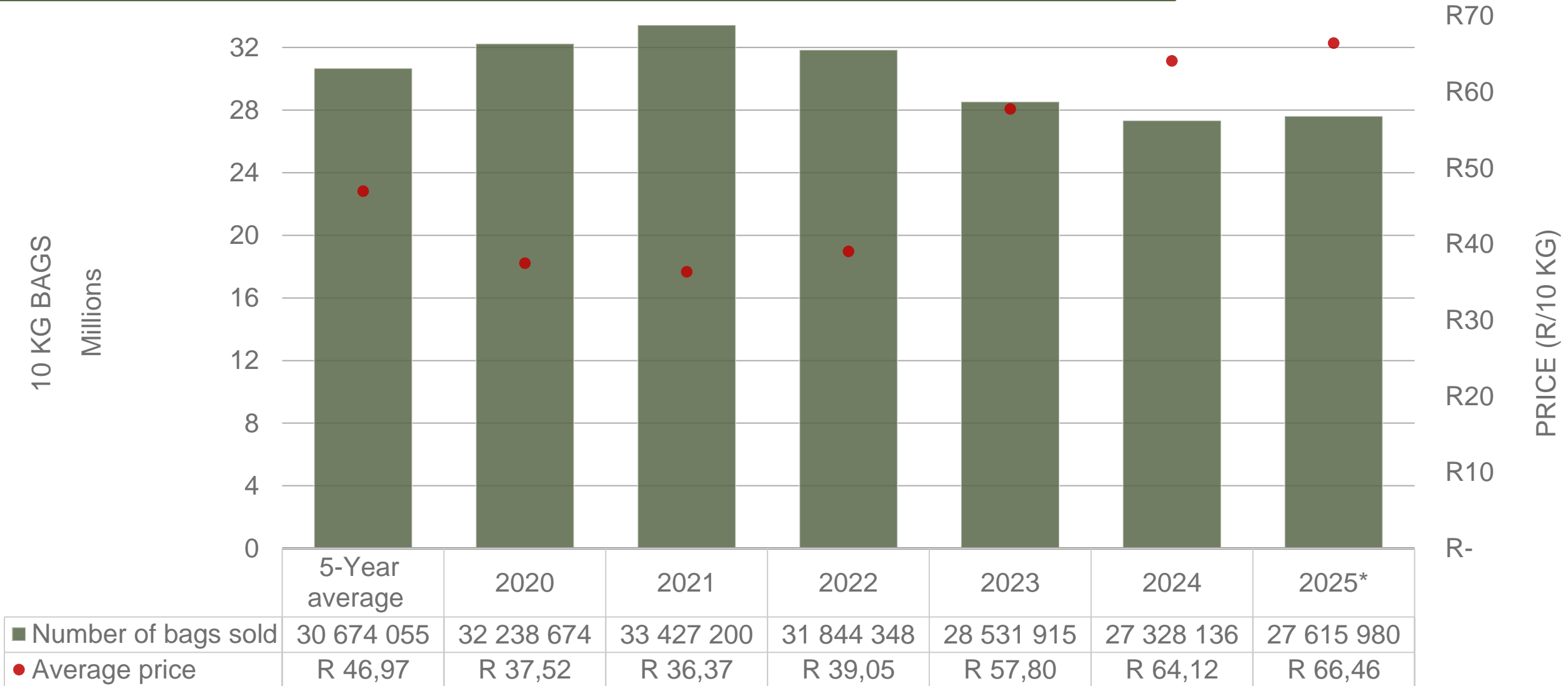
Data disclaimer: Potatoes SA does not take responsibility for the accuracy or interpretation of company data re-purposed by 3rd parties

Market share of regions on fresh produce markets 2019-2024



Data disclaimer: Potatoes SA does not take responsibility for the accuracy or interpretation of company data re-purposed by 3rd parties

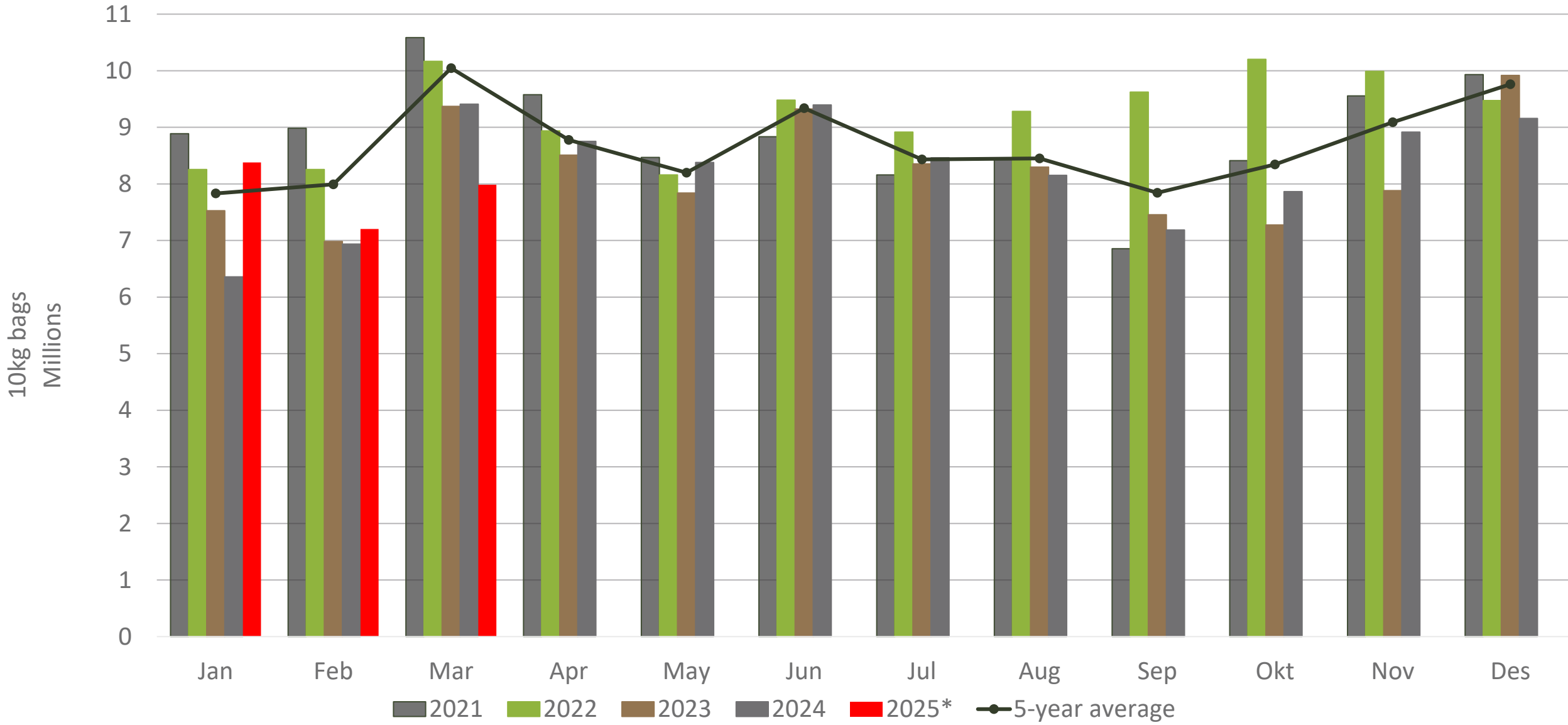
Cumulative total number of 10 kg bags sold on markets:



Sold 3 058 075 bags **less** than the **5-year average** (2020 to 2024) of the first 15 weeks of 2025

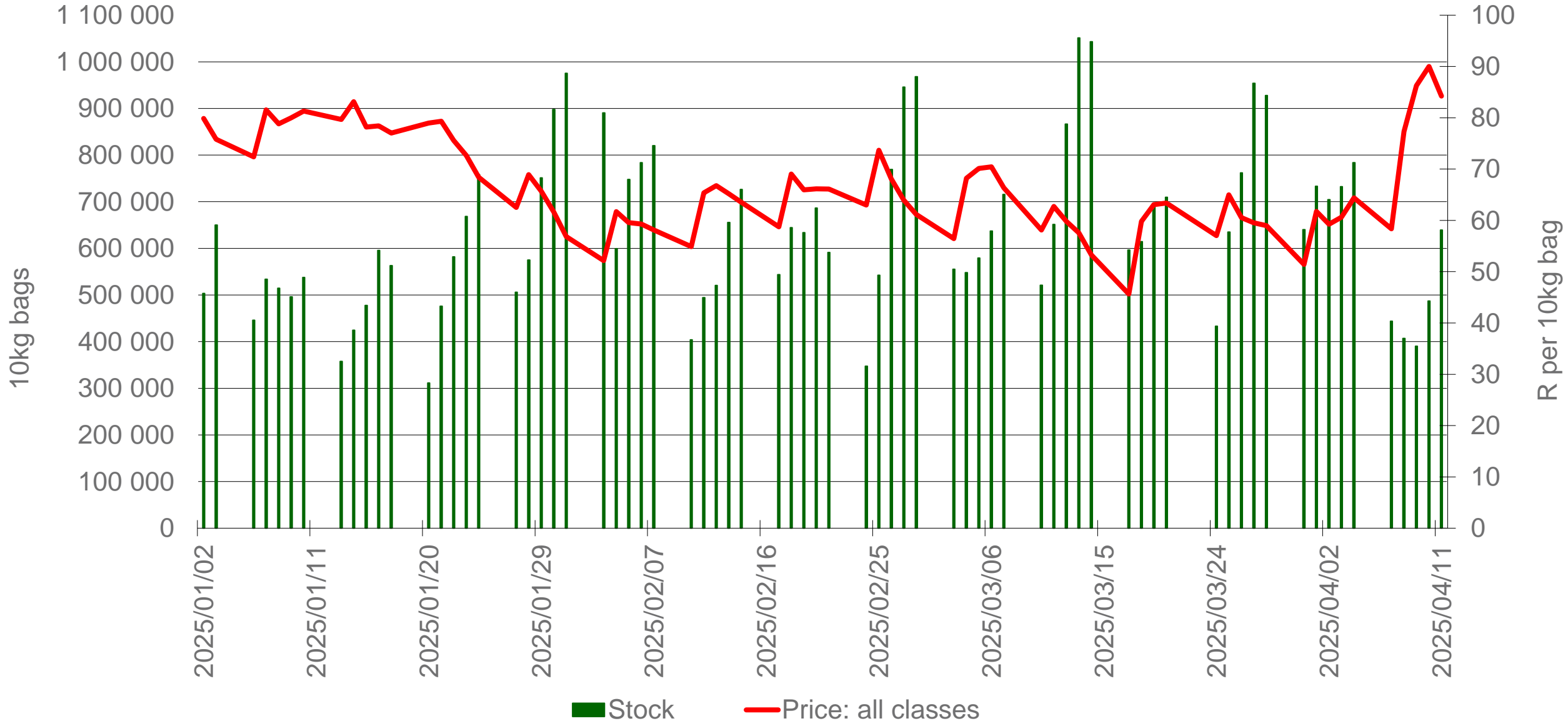
Data disclaimer: Potatoes SA does not take responsibility for the accuracy or interpretation of company data re-purposed by 3rd parties

Monthly sales volumes on markets: Potatoes



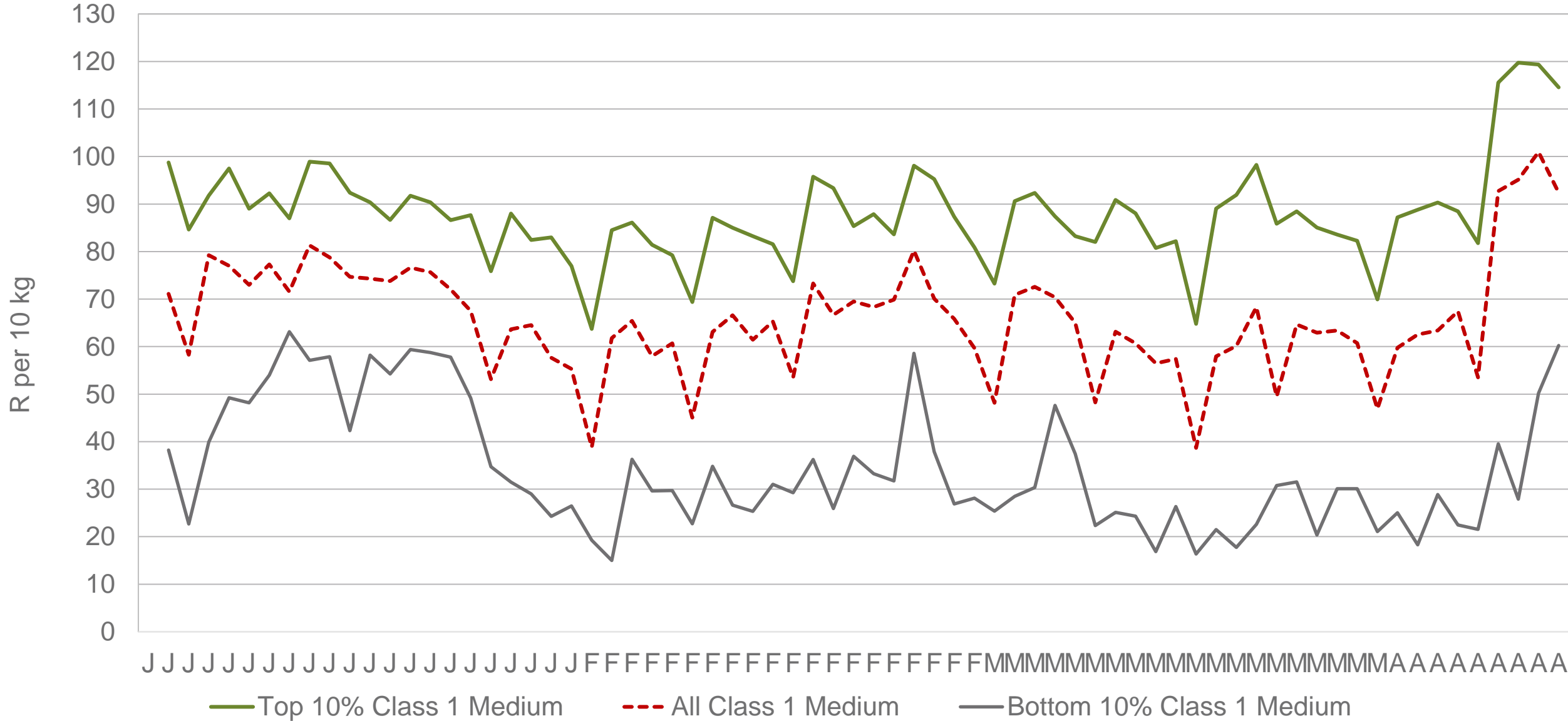
Data disclaimer: Potatoes SA does not take responsibility for the accuracy or interpretation of company data re-purposed by 3rd parties

RSA daily Price versus Daily Available stocks (all classes & all sizes)

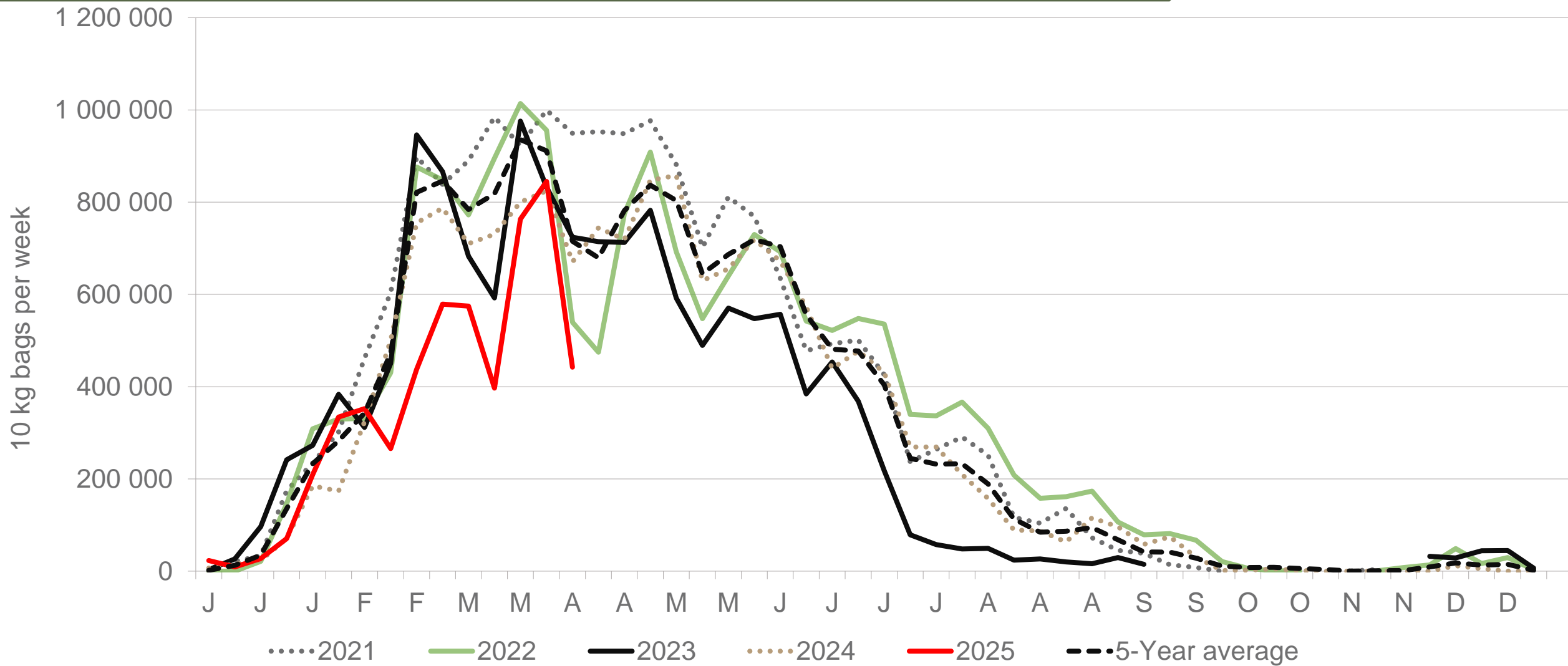


Data disclaimer: Potatoes SA does not take responsibility for the accuracy or interpretation of company data re-purposed by 3rd parties

JHB market daily : Top 10% versus Bottom 10% prices – Class 1 Medium (Since January 2025)



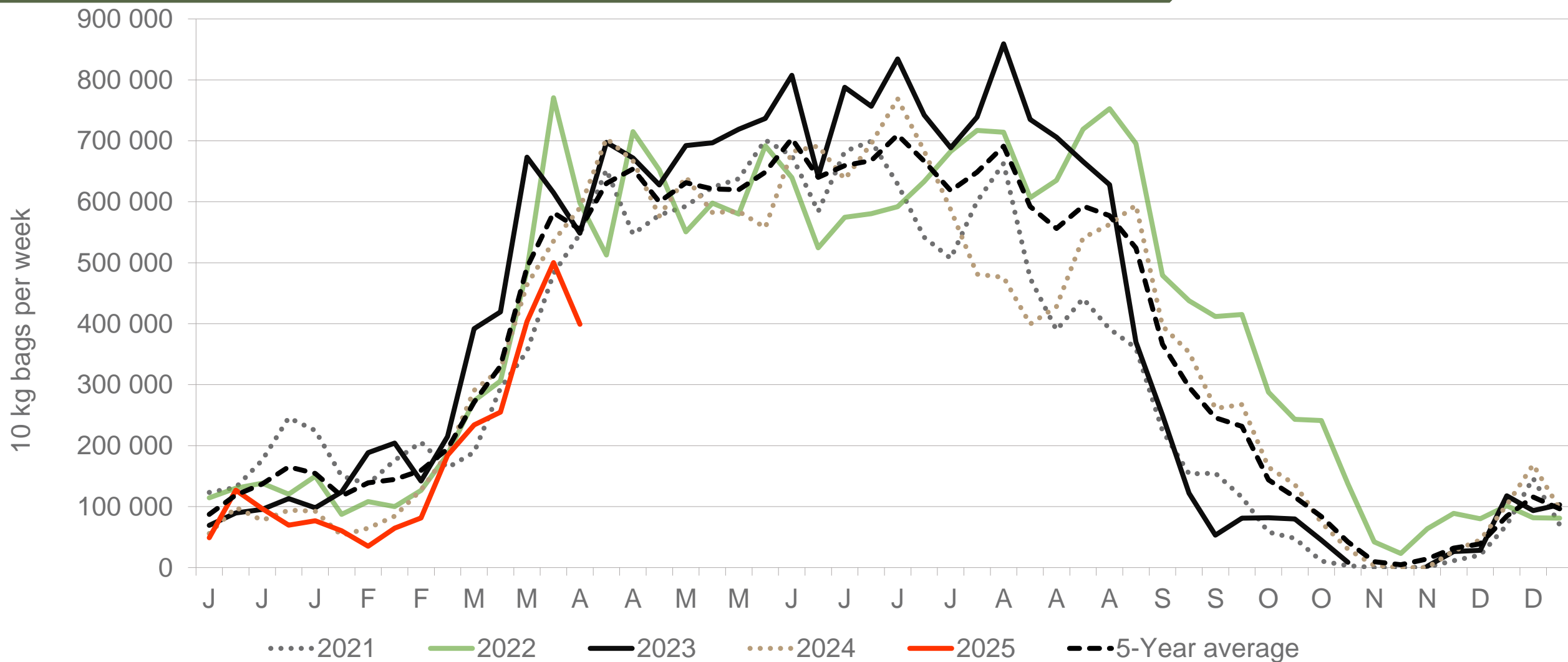
Eastern Free State: Amount of 10 kg bags per week sold on FPMs (all classes)



Sold 19% bags **less** than the first 15 weeks of 2024 and 2 017 577 bags **less** than the 5-year average (2020 to 2024) of the first 15 weeks of each year.

Data disclaimer: Potatoes SA does not take responsibility for the accuracy or interpretation of company data re-purposed by 3rd parties

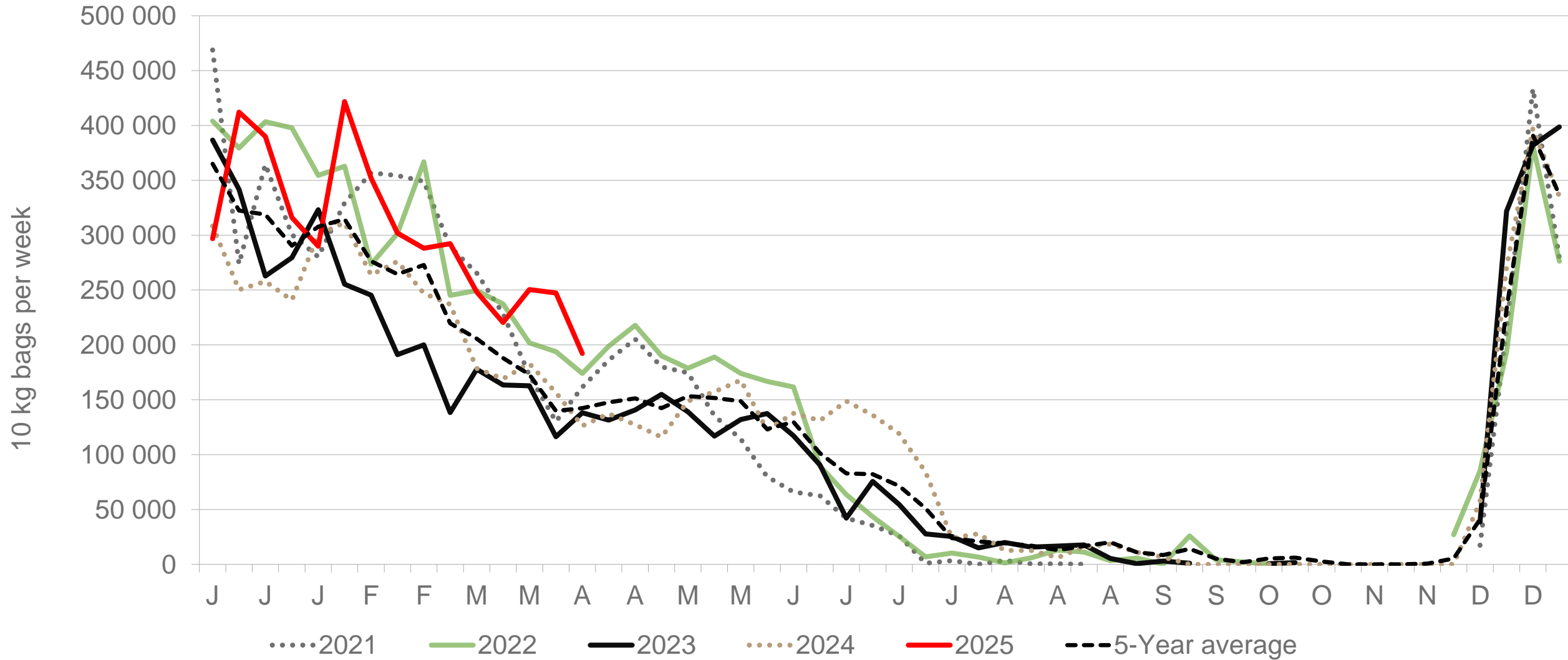
Western Free State : Amount of 10 kg bags per week sold on FPMs (all classes)



Sold 16% bags **less** than the first 15 weeks of 2024 and 1 012 289 bags **less** than the 5-year average (2020 to 2024) of the first 15 weeks of each year.

Data disclaimer: Potatoes SA does not take responsibility for the accuracy or interpretation of company data re-purposed by 3rd parties

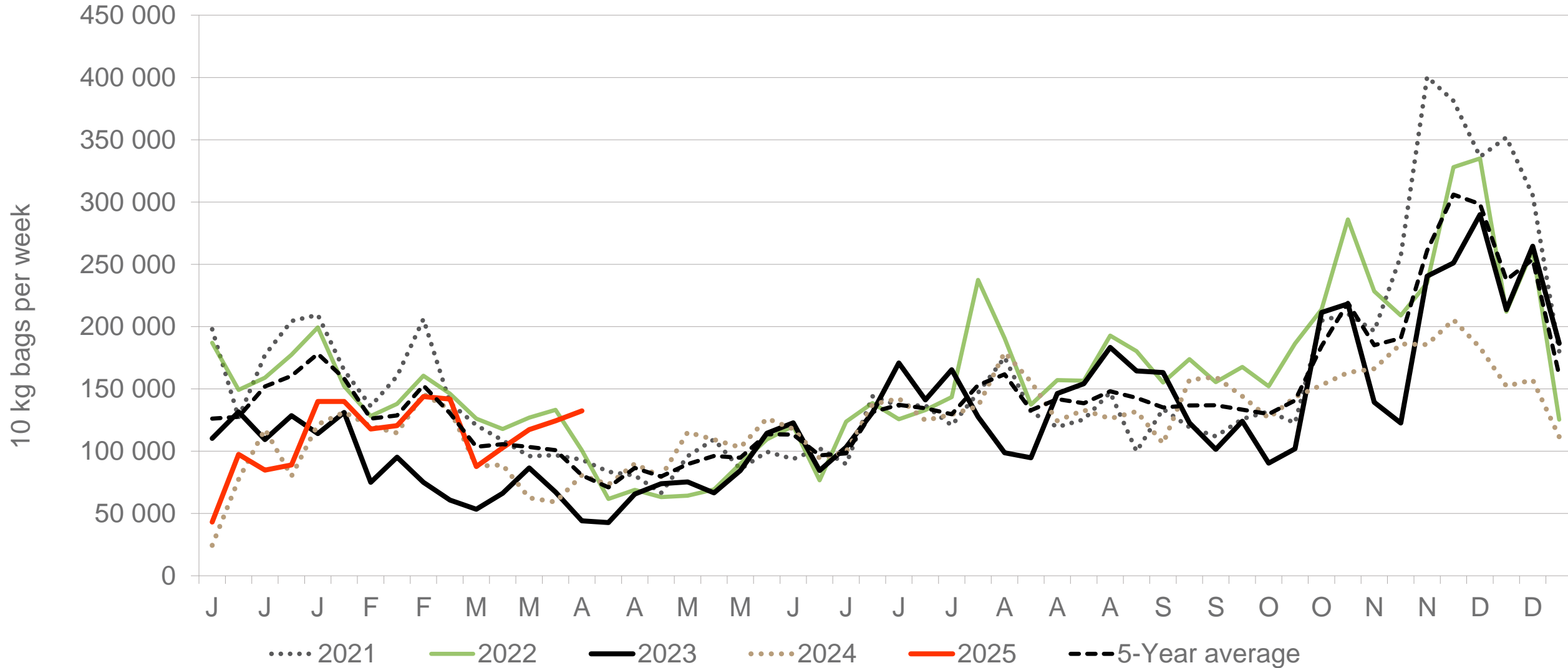
North-West: Amount of 10 kg bags per week sold on FPMs (all classes)



Sold 29% bags **more** than the first 15 weeks of 2024 and 718 240 bags **more** than the 5-year average (2020 to 2024) of the first 15 weeks of each year.

Data disclaimer: Potatoes SA does not take responsibility for the accuracy or interpretation of company data re-purposed by 3rd parties

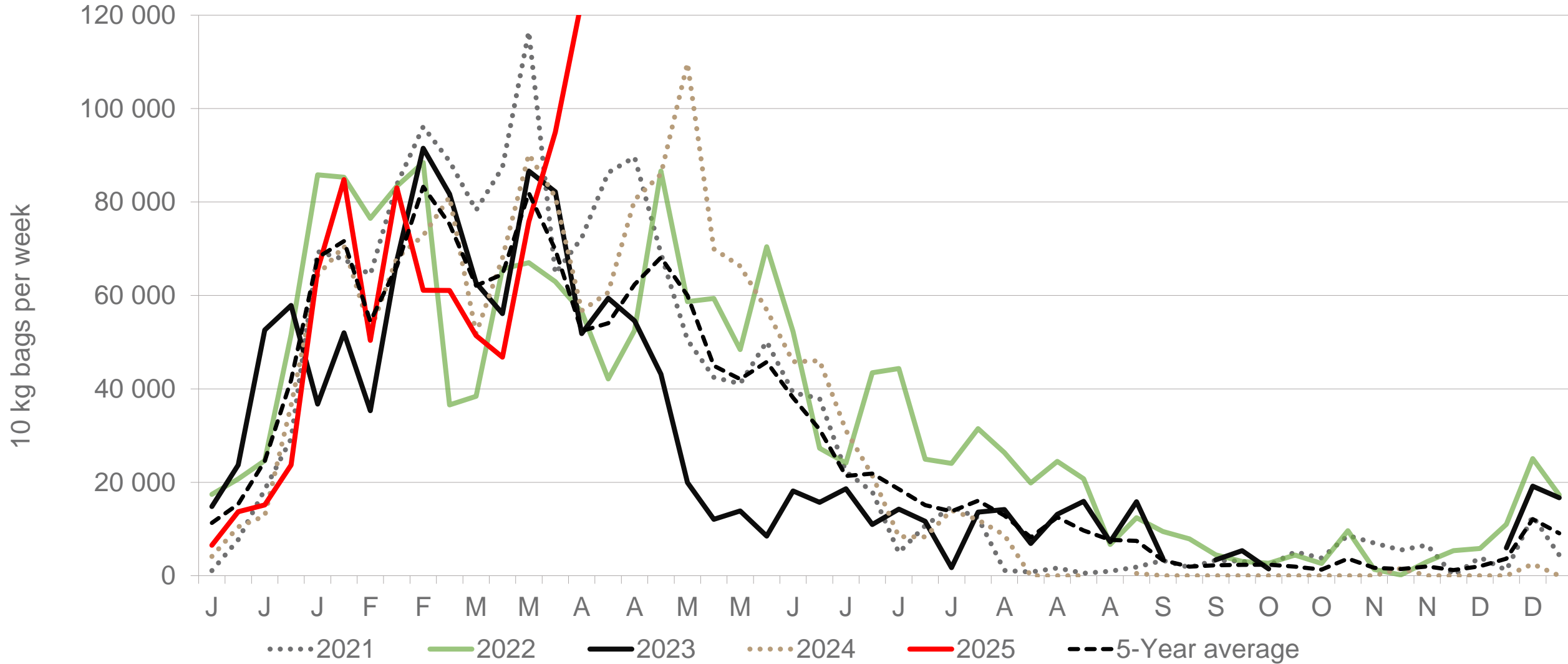
Sandveld: Amount of 10 kg bags per week sold on FPMs (all classes)



Sold 16% bags **more** than the first 15 weeks of 2024 and 252 238 bags **less** than the 5-year average (2020 to 2024) of the first 15 weeks of each year.

Data disclaimer: Potatoes SA does not take responsibility for the accuracy or interpretation of company data re-purposed by 3rd parties

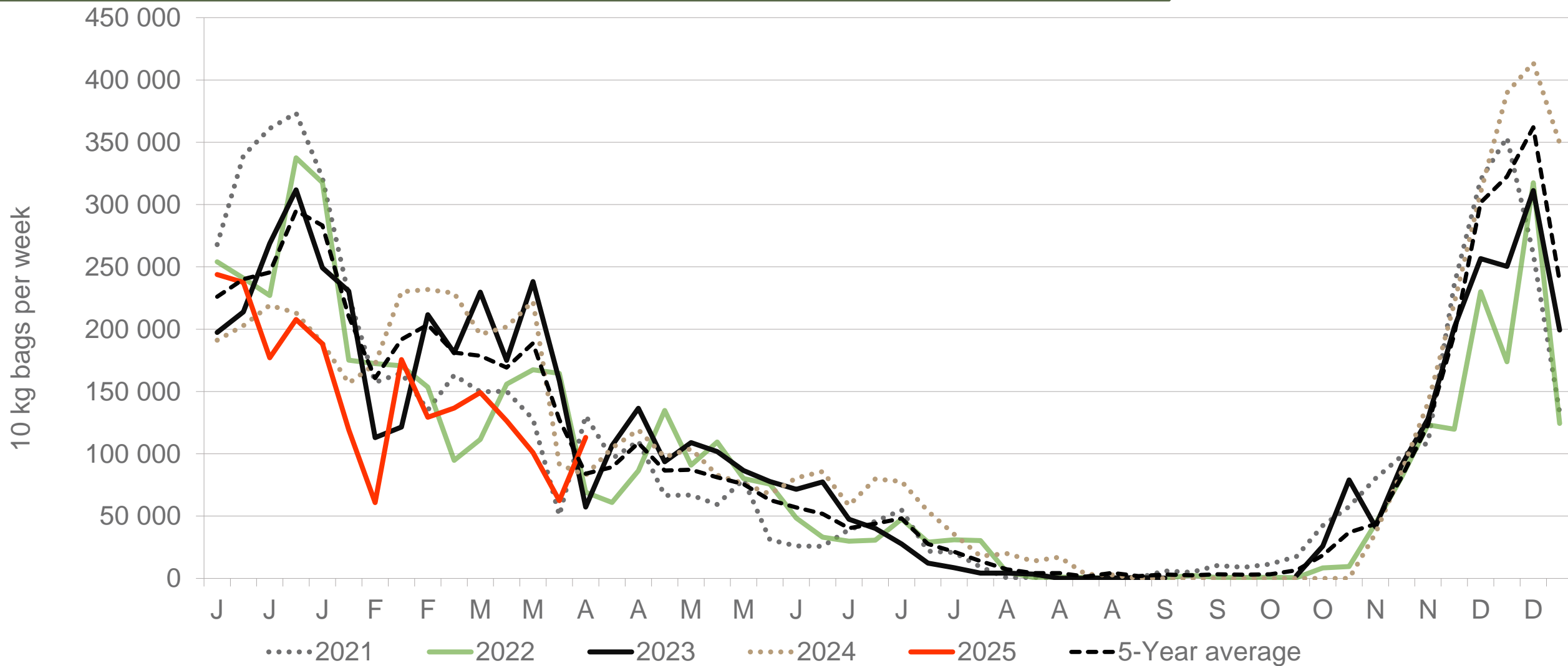
North Eastern Cape: Amount of 10 kg bags per week sold on FPMs (all classes)



Sold 4% bags more than the first 15 weeks of 2024 and 14 402 bags more than the 5-year average (2020 to 2024) of the first 15 weeks of each year.

Data disclaimer: Potatoes SA does not take responsibility for the accuracy or interpretation of company data re-purposed by 3rd parties

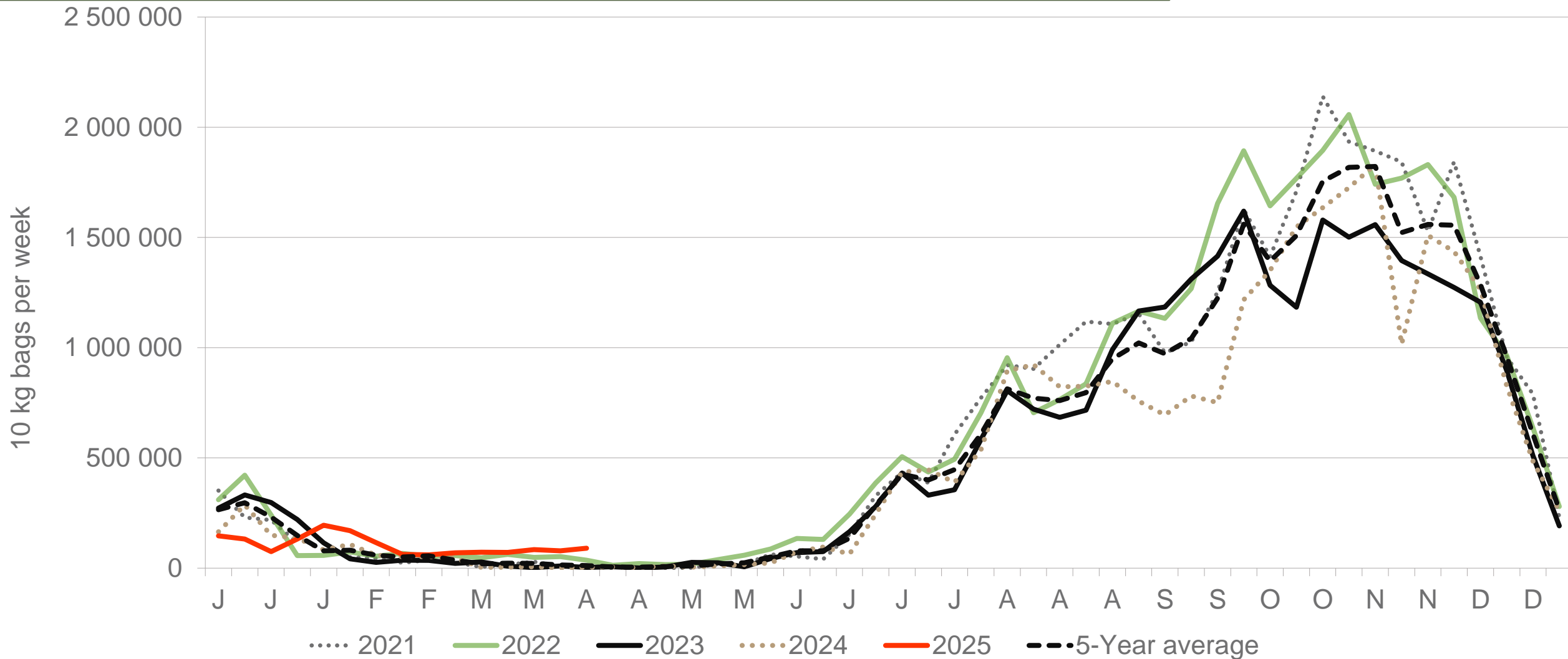
KwaZulu-Natal: Amount of 10 kg bags per week sold on FPMs (all classes)



Sold 21,22% bags **less** than the first 15 weeks of 2024 and 757 085 bags **less** than the 5-year average (2020 to 2024) of the first 15 weeks of each year.

Data disclaimer: Potatoes SA does not take responsibility for the accuracy or interpretation of company data re-purposed by 3rd parties

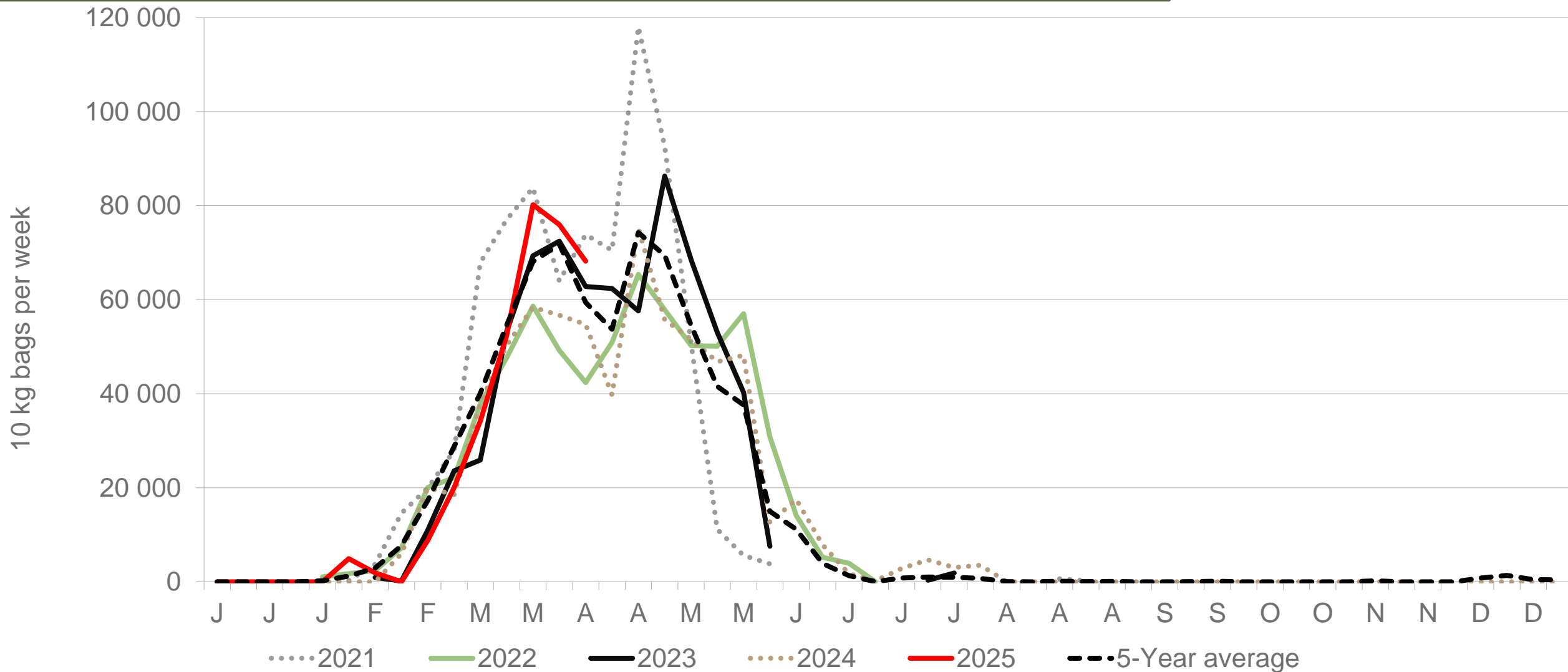
Limpopo: Amount of 10 kg bags per week sold on FPMs (all classes)



Sold 35% bags **more** than the first 15 weeks of 2024 and 162 741 bags **more** than the 5-year average (2020 to 2024) of the first 15 weeks of each year.

Data disclaimer: Potatoes SA does not take responsibility for the accuracy or interpretation of company data re-purposed by 3rd parties

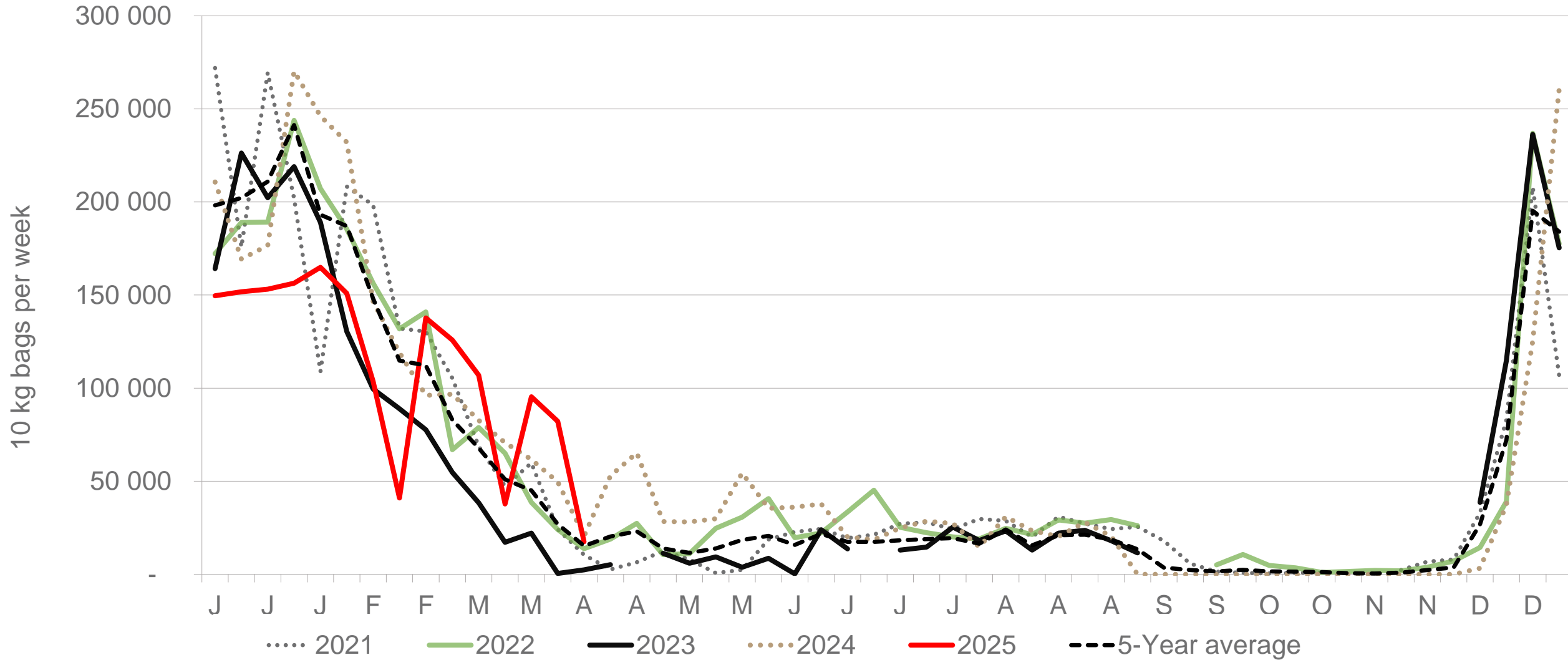
Ceres: Amount of 10 kg bags per week sold on FPMs (all classes)



Sold 14% bags **more** than the first 15 weeks of 2024 and 5 597 bags **less** than the 5-year average (2020 to 2024) of the first 15 weeks of each year.

Data disclaimer: Potatoes SA does not take responsibility for the accuracy or interpretation of company data re-purposed by 3rd parties

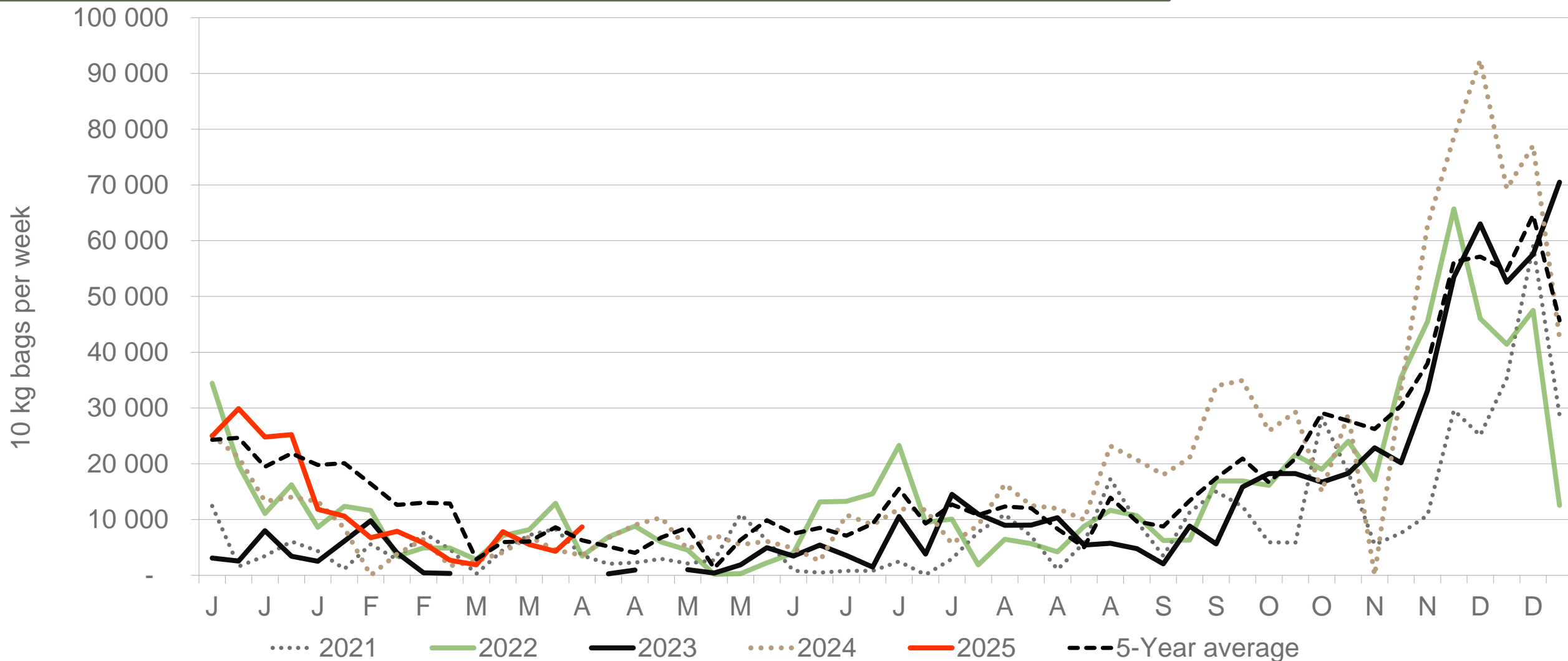
Gauteng: Amount of 10 kg bags per week sold on FPMs (all classes)



Sold 18% bags **less** than the first 15 weeks of 2024 and 222 223 bags **less** than the 5-year average (2020 to 2024) of the first 15 weeks of each year.

Data disclaimer: Potatoes SA does not take responsibility for the accuracy or interpretation of company data re-purposed by 3rd parties

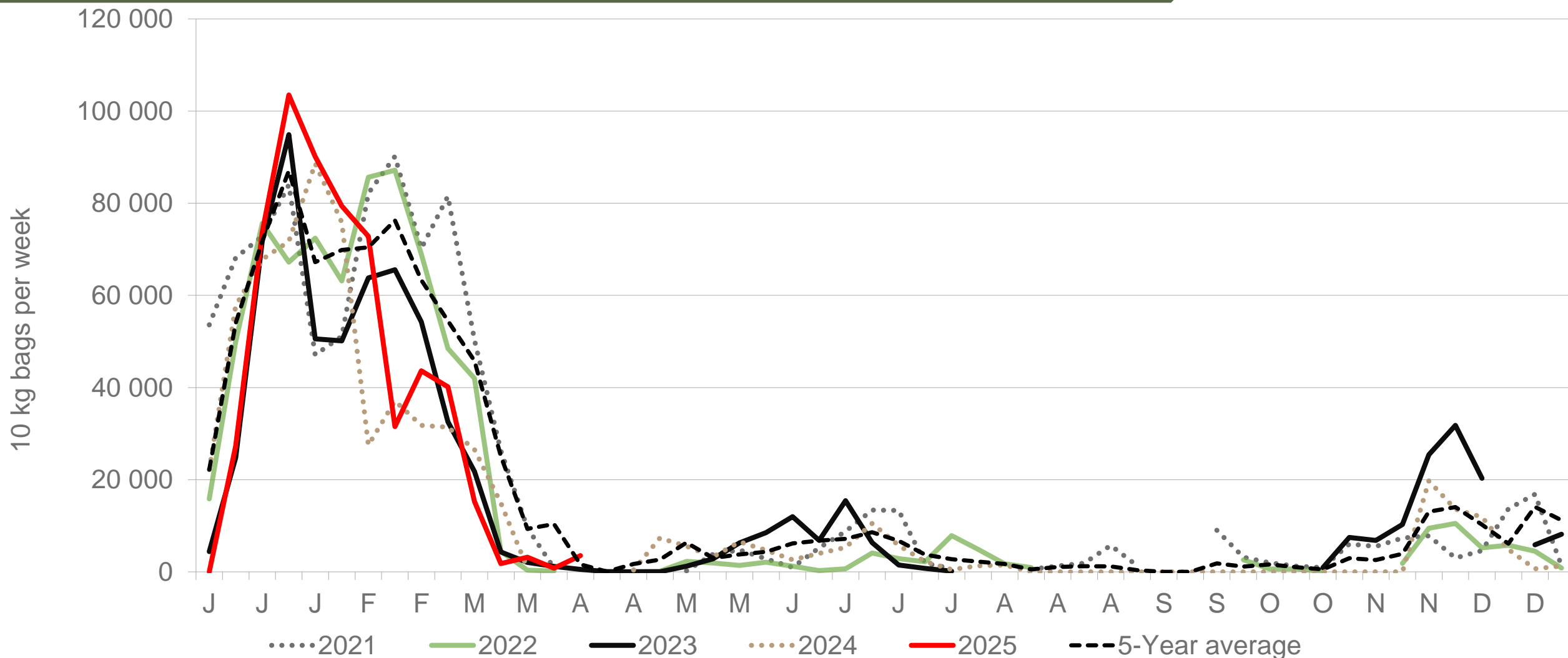
Eastern Cape: Amount of 10 kg bags per week sold on FPMs (all classes)



Sold 39% bags **more** than the first 15 weeks of 2024 and 17 598 bags **more** than the 5-year average (2020 to 2024) of the 15 weeks of each year.

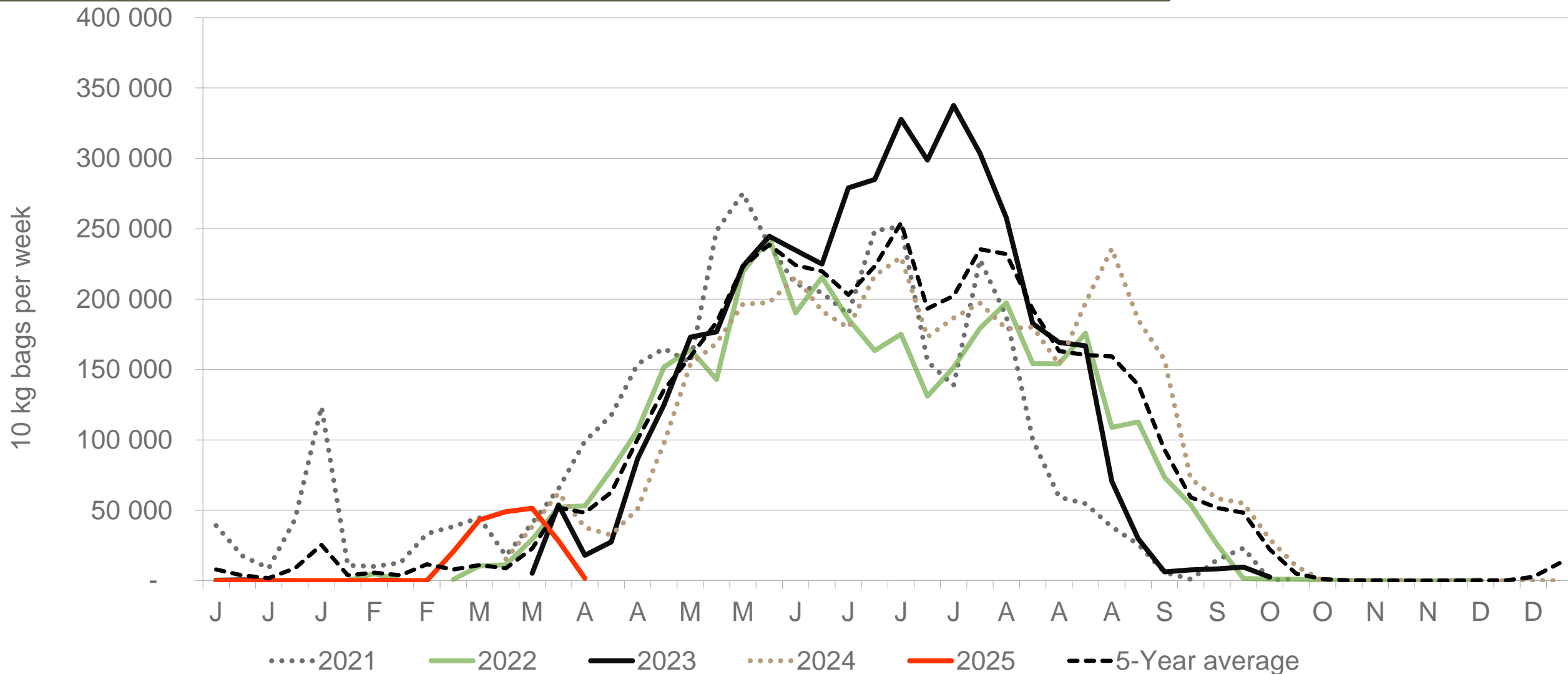
Data disclaimer: Potatoes SA does not take responsibility for the accuracy or interpretation of company data re-purposed by 3rd parties

Mpumalanga: Amount of 10 kg bags per week sold on FPMs (all classes)



Sold 6% bags **more** than the first 15 weeks of 2024 and 142 078 bags **less** than the 5-year average (2020 to 2024) of the 15 weeks of each year.

Northern Cape: Amount of 10 kg bags per week sold on FPMs (all classes)



Sold 26% bags **more** than the first 15 weeks of 2024 and 28 728 bags **more** than the 5-year average (2020 to 2024) of the first 15 weeks of each year.

Data disclaimer: Potatoes SA does not take responsibility for the accuracy or interpretation of company data re-purposed by 3rd parties

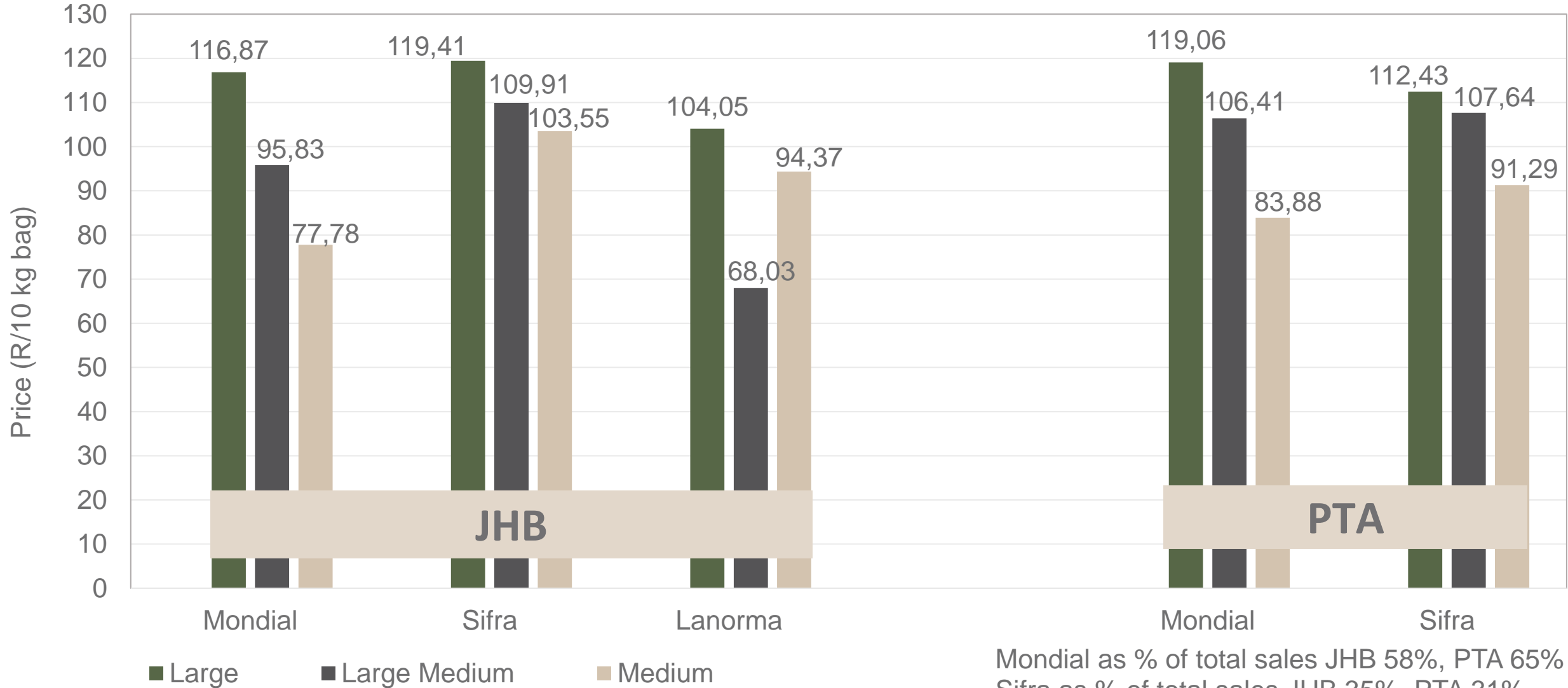
Average weekly prices and volumes for 10 kg bags of potatoes sold on selected markets from selected production regions



Klas & Grootte	Eastern Free State				Western Free State				North West				Sandveld		North Eastern Cape				KwaZulu-Natal		All Regions	
	JOH		PRE		JOH		PRE		JOH		PRE		CAP		POR		EAS		DUR		All Markets	
	Volume	Prices	Volume	Prices	Volume	Prices	Volume	Prices	Volume	Prices	Volume	Prices	Volume	Prices	Volume	Prices	Volume	Prices	Volume	Prices	Volume	Prices
	10kg	R/10kg	10kg	R/10kg	10kg	R/10kg	10kg	R/10kg	10kg	R/10kg	10kg	R/10kg	10kg	R/10kg	10kg	R/10kg	10kg	R/10kg	10kg	R/10kg	10kg	R/10kg
1L	40 123	112,70	15 399	114,57	18 914	110,86	6 349	119,30	8 927	114,08	2 931	124,02	10 846	76,00	2 363	83,50	3 533	82,15	13 737	100,69	211 332	106,2
1L/M	51 470	88,61	21 003	97,39	48 490	98,28	15 913	110,92	19 584	110,45	8 963	114,59	19 050	72,57	3 591	75,51	5 010	79,30	20 290	94,74	373 463	93,3
1M	29 585	73,34	20 085	76,13	50 387	88,27	18 304	98,02	22 643	106,54	5 955	95,52	20 709	69,70	7 654	70,92	7 562	79,20	2 091	65,64	345 098	82,6
1S	11 138	36,02	6 642	28,78	5 664	42,14	2 337	49,16	16 929	47,32	2 767	51,43	7 753	51,01	2 373	57,94	3 601	70,04	240	38,17	94 831	46,2
1S/M	9 620	49,50	4 969	54,35	15 203	61,74	7 937	67,10	20 905	67,99	2 379	73,16	1 654	37,31	1 301	60,30	89	59,03	-	-	112 745	61,4
1XL	290	120,00	-	-	-	-	-	-	-	-	-	-	-	-	-	-	-	-	-	-	290	120,0
1XS	1 977	23,12	-	-	3 722	30,50	-	-	11 403	46,01	-	-	-	-	-	-	-	-	-	-	21 867	37,2
1XXS	-	-	-	-	-	-	-	-	-	-	-	-	-	-	-	-	-	-	-	-	-	-
2L	16 545	86,07	12 202	106,93	4 264	101,64	3 813	103,18	2 074	78,50	677	124,87	12 392	62,84	1 165	74,20	1 066	80,56	2 040	91,96	86 282	87,3
2L/M	7 426	83,31	12 683	87,44	7 401	85,14	9 551	87,11	62	79,68	1 137	117,41	13 354	55,22	1 980	68,23	2 620	73,66	5 410	78,88	98 503	78,0
2M	10 490	63,84	11 430	68,25	14 491	67,76	5 673	72,20	5 514	55,85	560	111,54	13 024	49,90	1 846	59,68	2 159	73,10	1 168	65,77	109 266	62,0
2S	2 067	28,35	1 900	42,03	1 873	36,59	1 151	33,52	220	20,80	189	58,10	5 047	32,17	1 427	50,02	1 087	66,93	145	28,31	24 826	37,8
2S/M	884	38,14	2 743	46,13	8 517	45,54	2 945	53,50	1 281	48,23	204	80,44	282	34,99	729	56,01	-	-	-	-	28 630	47,6
2XL	-	-	-	-	-	-	-	-	-	-	-	-	-	-	-	-	-	-	-	-	-	-
2XS	-	-	-	-	576	16,50	-	-	492	8,88	-	-	-	-	-	-	-	-	-	-	2 240	14,5
2XXS	-	-	-	-	-	-	-	-	-	-	-	-	-	-	-	-	-	-	-	-	-	-
3L	6 236	64,65	7 915	83,16	3 520	62,66	1 875	71,47	293	71,88	-	-	1 098	45,43	-	-	225	70,18	220	60,00	32 593	68,4
3L/M	3 190	56,02	6 552	73,67	5 265	54,00	2 270	83,25	2 932	70,90	2 191	75,43	695	45,16	-	-	572	66,97	594	58,36	40 028	65,3
3M	5 930	49,04	6 947	56,38	17 207	44,46	5 818	54,12	5 002	75,15	340	51,91	3 583	32,30	4 035	39,98	1 739	54,94	75	50,00	78 642	48,7
3S/M	930	28,91	808	39,62	770	34,29	873	49,54	277	33,16	271	37,08	110	30,00	-	-	-	-	-	-	10 377	34,5
3XS	-	-	-	-	-	-	-	-	-	-	-	-	-	-	-	-	-	-	-	-	110	20,0
3XXS	-	-	-	-	-	-	-	-	-	-	-	-	-	-	-	-	-	-	-	-	-	-
4L	-	-	3 340	72,15	-	-	-	-	-	-	-	-	-	-	-	-	-	-	-	-	3 851	69,8
4L/M	-	-	970	70,44	-	-	340	56,35	-	-	-	-	268	20,31	-	-	-	-	758	51,39	2 602	55,5
4M	-	-	989	40,82	-	-	360	80,00	-	-	-	-	901	18,79	1 193	28,10	99	2,32	-	-	6 023	39,6
4S	-	-	693	9,72	-	-	-	-	-	-	-	-	-	-	-	-	-	-	-	-	693	9,7
4S/M	-	-	661	35,62	-	-	-	-	-	-	-	-	-	-	-	-	-	-	-	-	881	33,3
Total	198 271	80,31	140 572	79,74	206 264	79,55	86 624	87,17	118 538	80,15	30 403	93,47	118 945	58,06	31 078	61,38	30 063	74,17	46 768	90,61	1 717 418	77,4

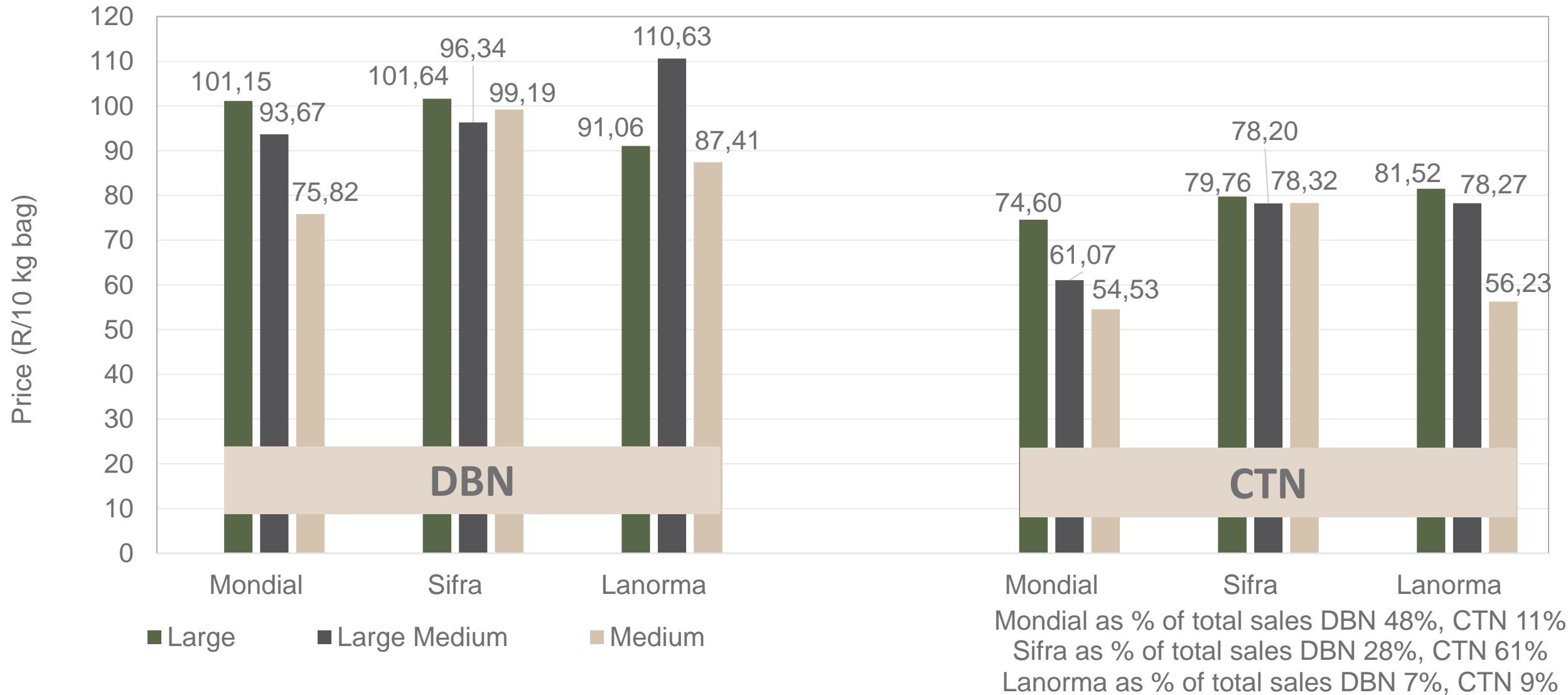
Data disclaimer: Potatoes SA does not take responsibility for the accuracy or interpretation of company data re-purposed by 3rd parties

PTA & JHB markets: Average Prices - Different Sizes (only 10 kg bags)

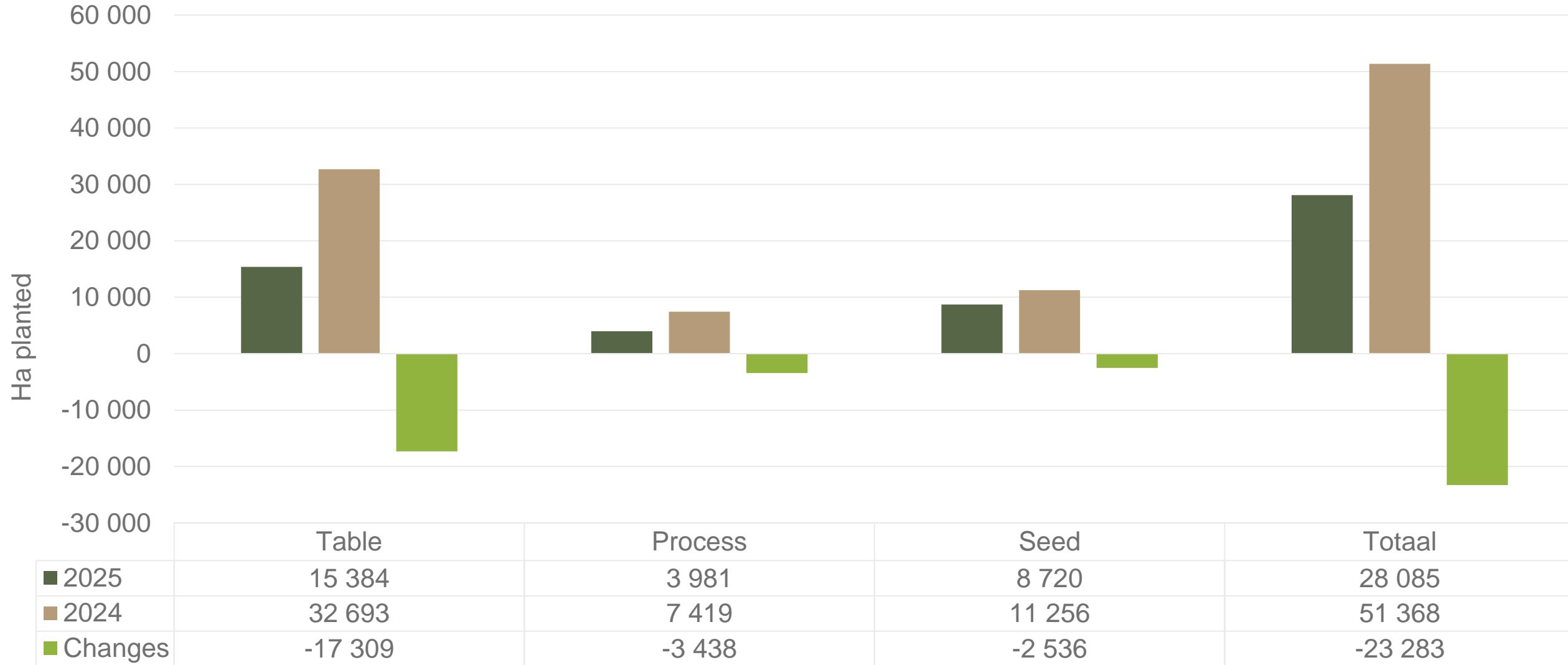


Mondial as % of total sales JHB 58%, PTA 65%
 Sifra as % of total sales JHB 35%, PTA 31%
 Lanorma as % of total sales JHB 1%, PTA 0%

DBN & CTN markets: Average Prices - Different Sizes (only 10 kg bags)



Hectares planted to date for season 2024 versus 2025



Regions finished: Gauteng early, North West main, North Eastern Cape main, Eastern Free State main, Western Free State main, Ceres main, Northern cape early and main, Mpumalanga main

Data disclaimer: Potatoes SA does not take responsibility for the accuracy or interpretation of company data re-purposed by 3rd parties

Thank you for your time

Feel free to contact us



Dikgetho@potatoes.co.za

Billy@potatoes.co.za

Jodie@potatoes.co.za



+27 (0)12 349 1906



6 De Havilland Crescent
Persequor Techno Park
Persequor Park
Pretoria



www.potatoes.co.za



Potatoes
Aartappels SA