



Weekly Market Information

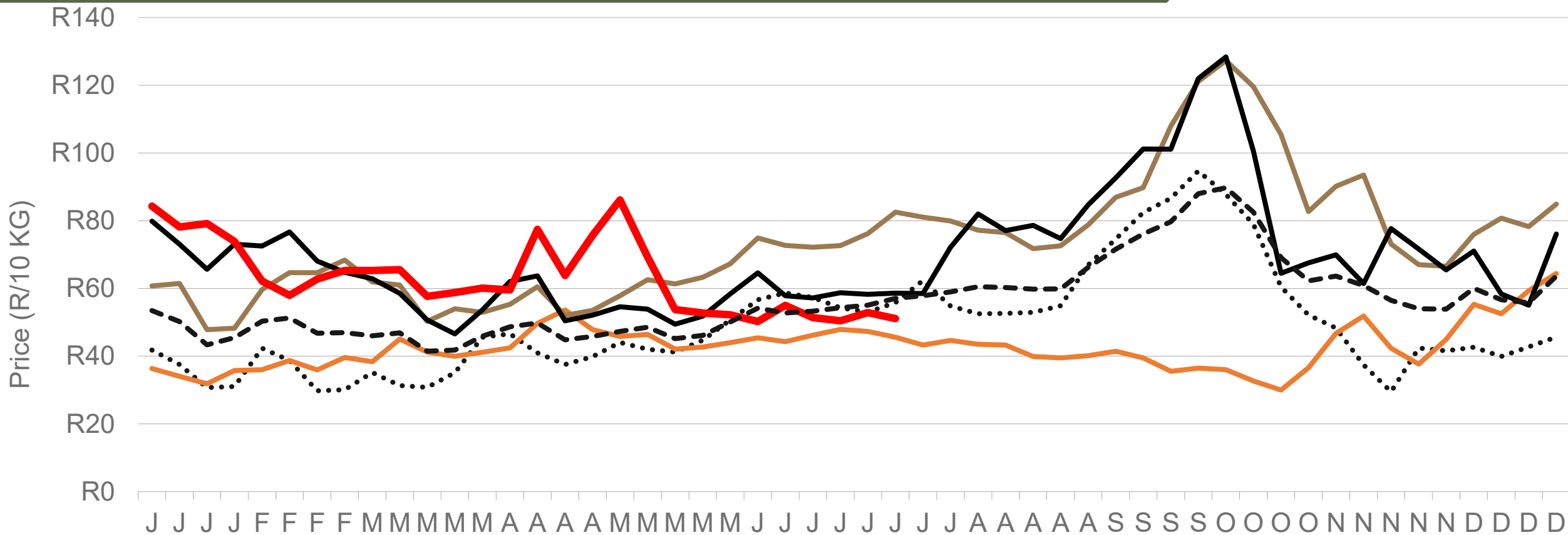
11 July 2025



Potatoes
Aartappels SA

www.potatoes.co.za



Average weekly price – all markets & all classes



Number of bags sold

14%

(Week on Week)



Average weekly price

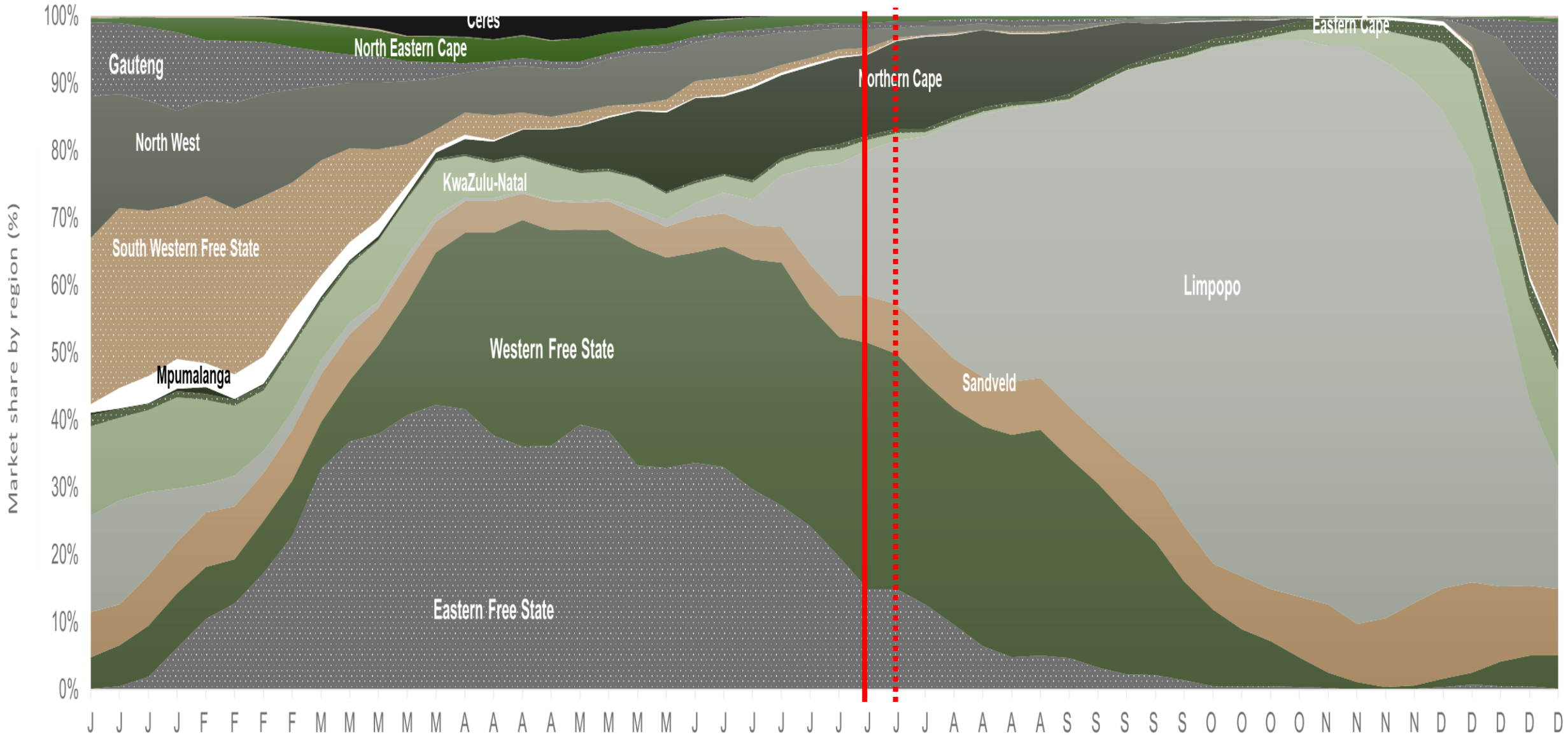
3%

(Week on week)



Data disclaimer: Potatoes SA does not take responsibility for the accuracy or interpretation of company data re-purposed by 3rd parties

Market share of regions on fresh produce markets 2019-2024



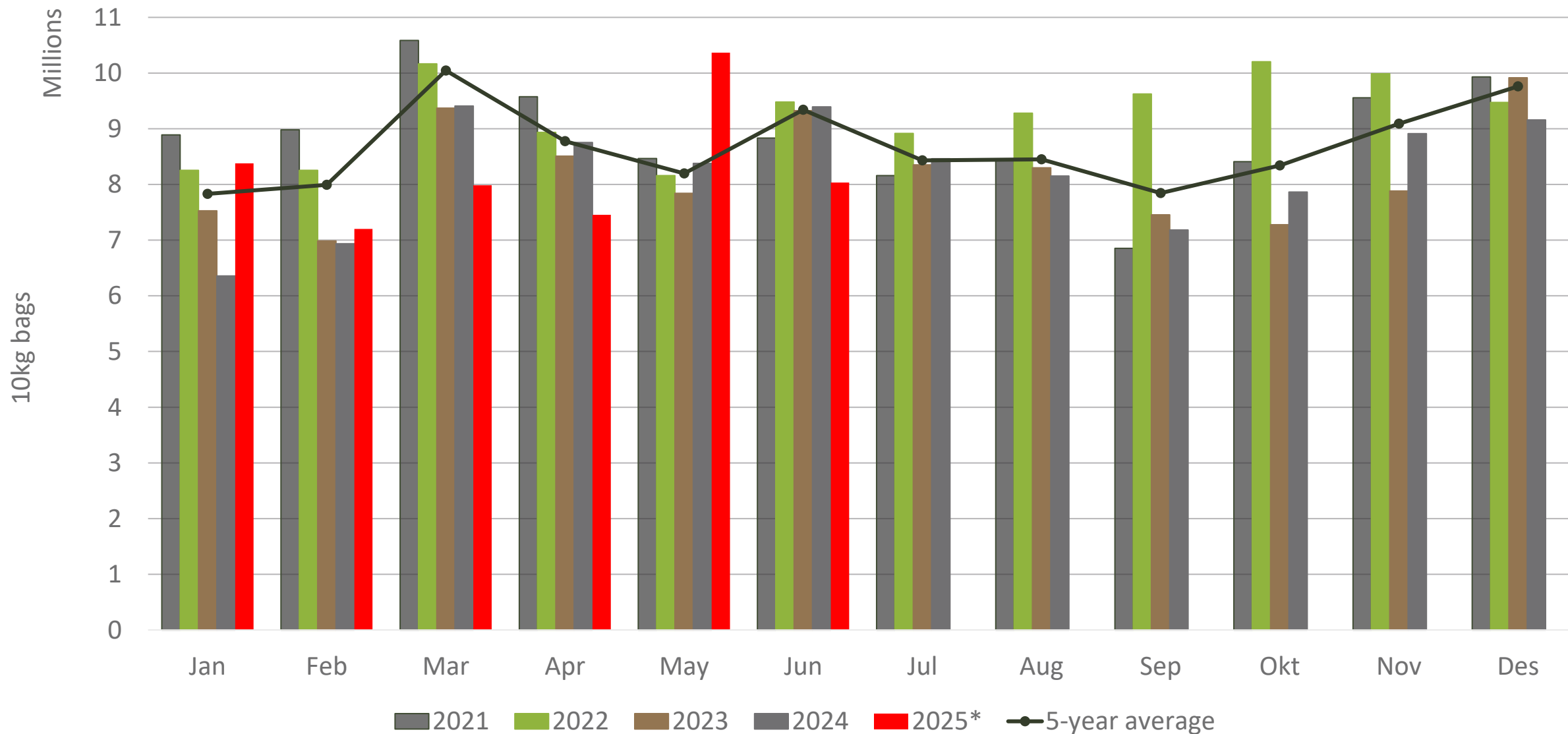
Data disclaimer: Potatoes SA does not take responsibility for the accuracy or interpretation of company data re-purposed by 3rd parties

Cumulative total number of 10 kg bags sold on markets:



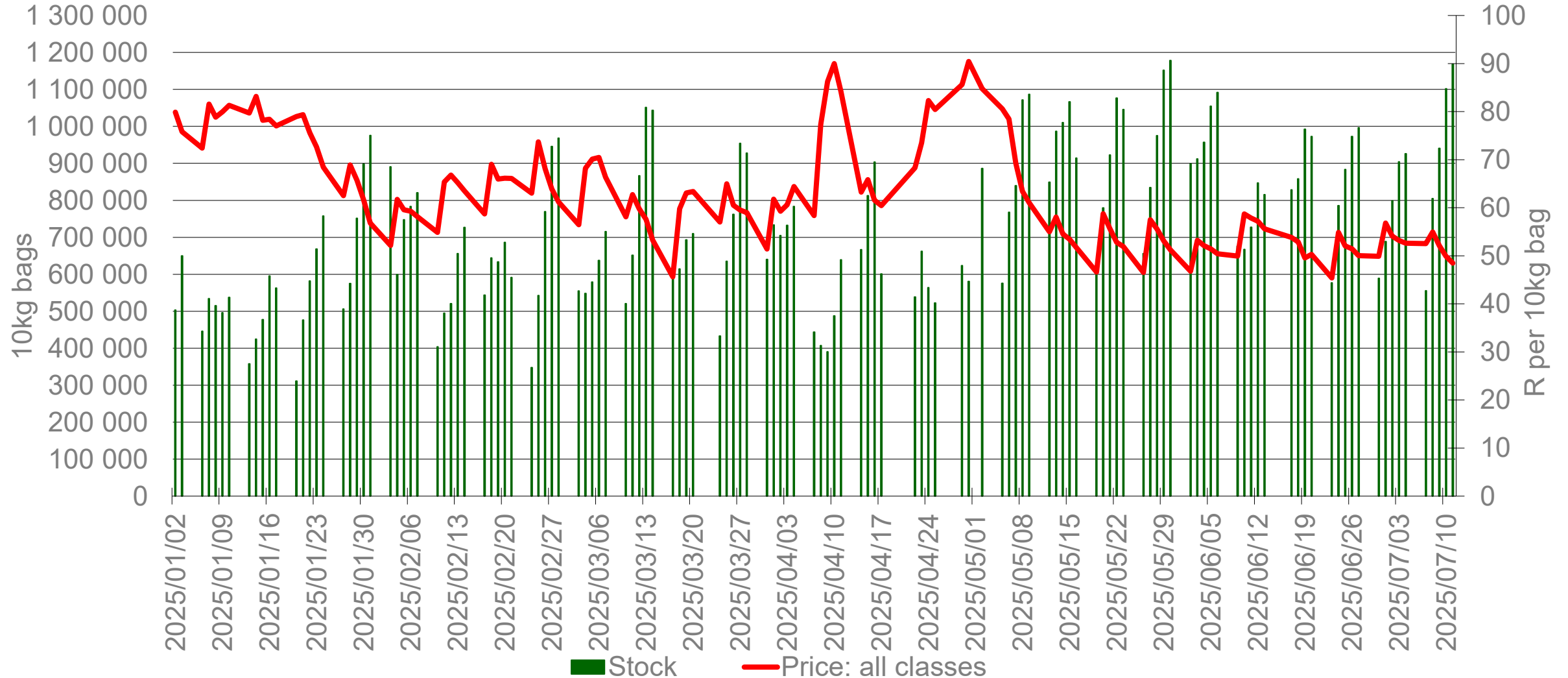
Sold 2 981 248 bags **less** than the **5-year average** (2020 to 2024) of the first 28 weeks of 2025

Monthly sales volumes on markets: Potatoes

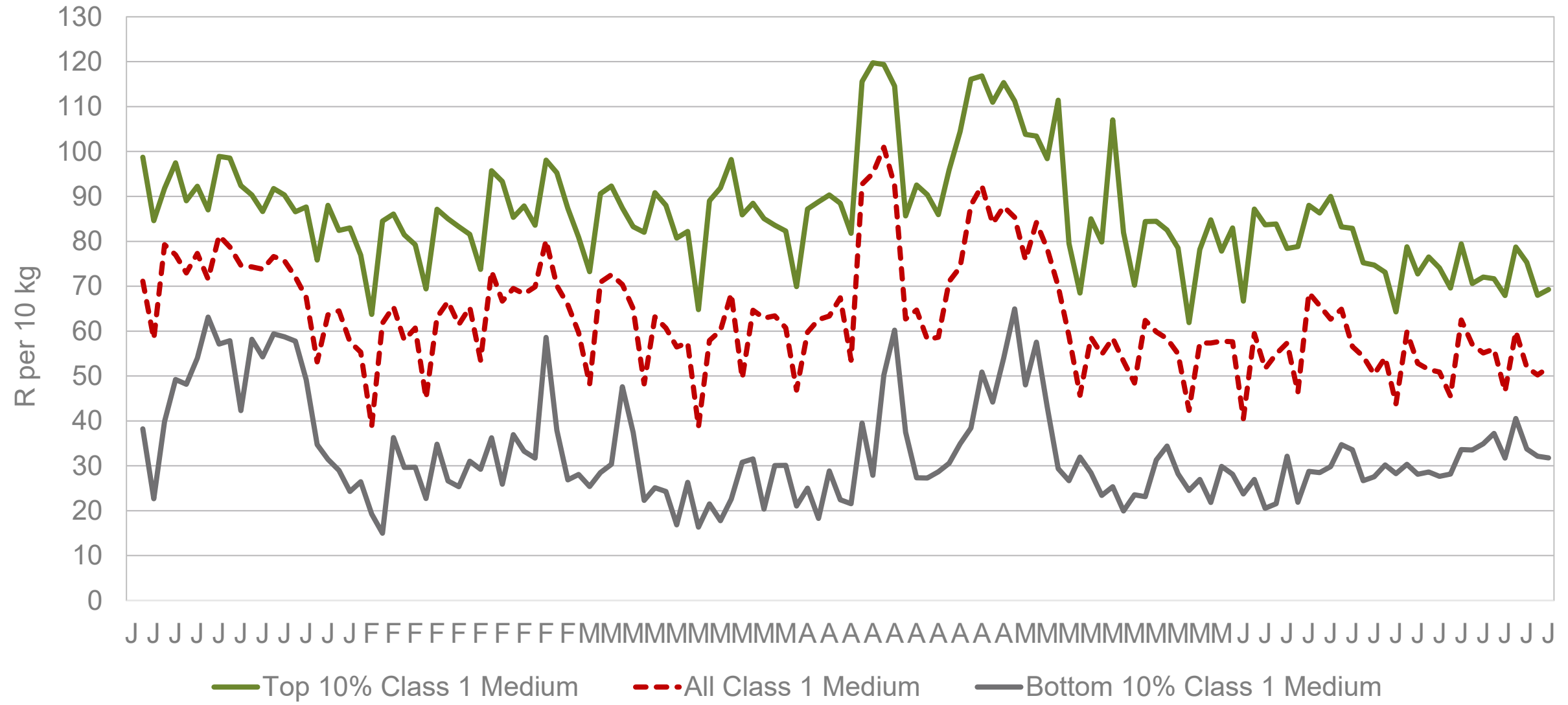


Data disclaimer: Potatoes SA does not take responsibility for the accuracy or interpretation of company data re-purposed by 3rd parties

RSA daily price versus daily available stocks (all classes & all sizes)

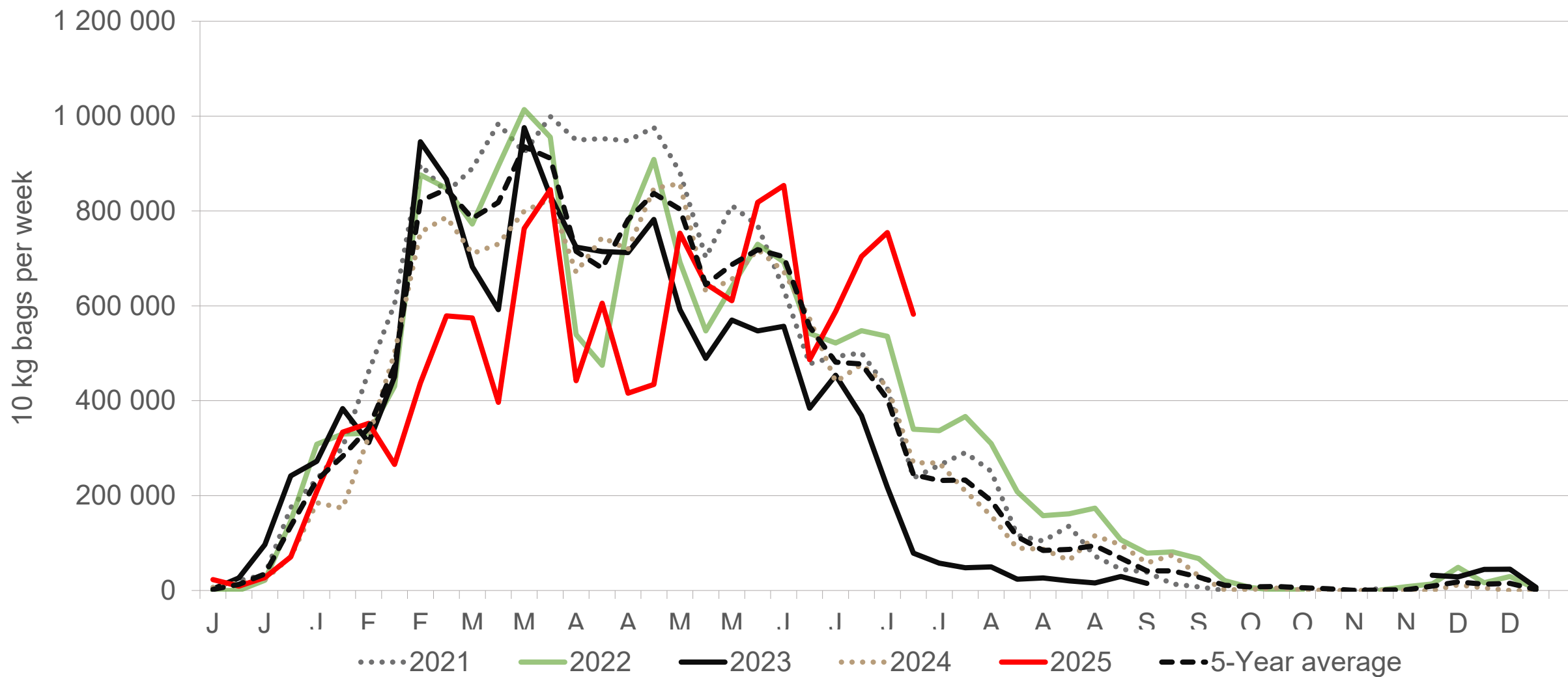


JHB market daily : Top 10% versus bottom 10% prices – Class 1 Medium (since January 2025)



Data disclaimer: Potatoes SA does not take responsibility for the accuracy or interpretation of company data re-purposed by 3rd parties

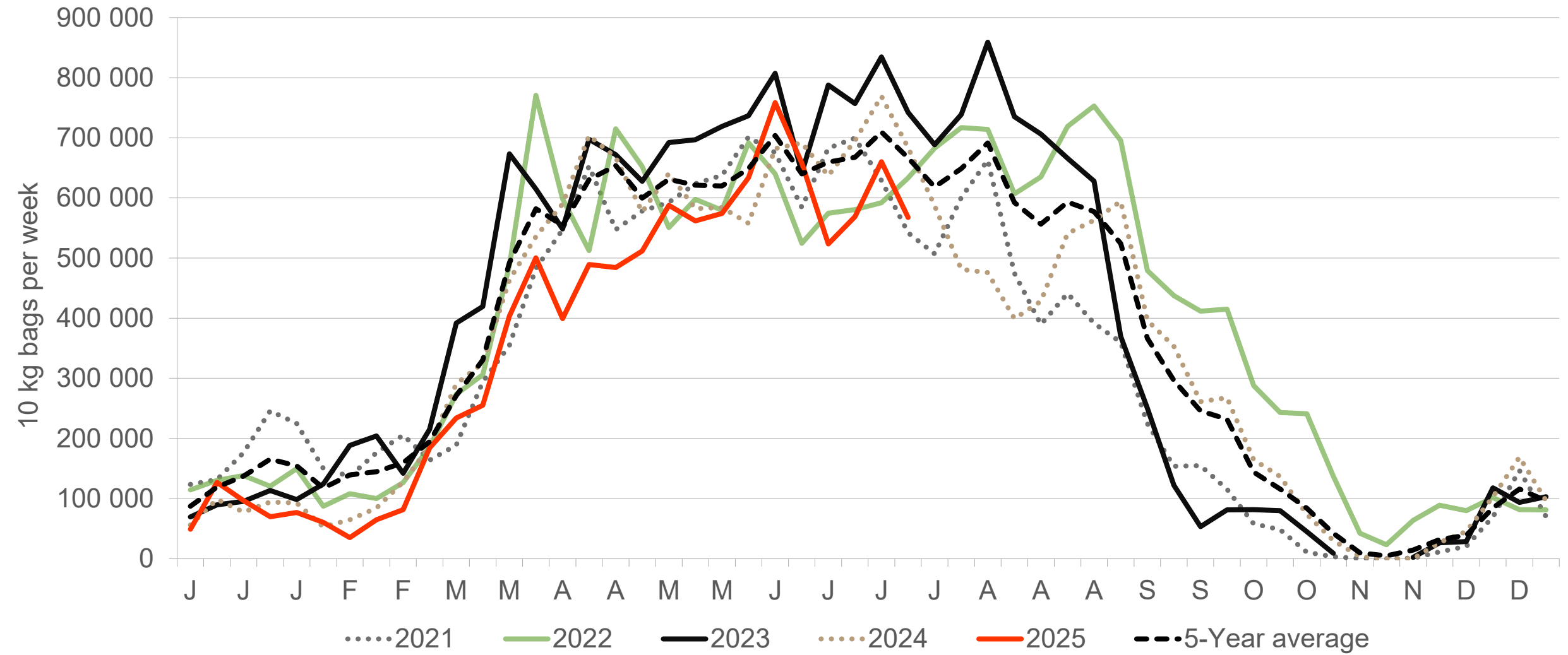
Eastern Free State: Amount of 10 kg bags per week sold on FPMs (all classes)



Sold 7% bags **less** than the first 28 weeks of 2024 and 1 781 507 bags **less** than the 5-year average (2020 to 2024) of the first 28 weeks of each year.

Data disclaimer: Potatoes SA does not take responsibility for the accuracy or interpretation of company data re-purposed by 3rd parties

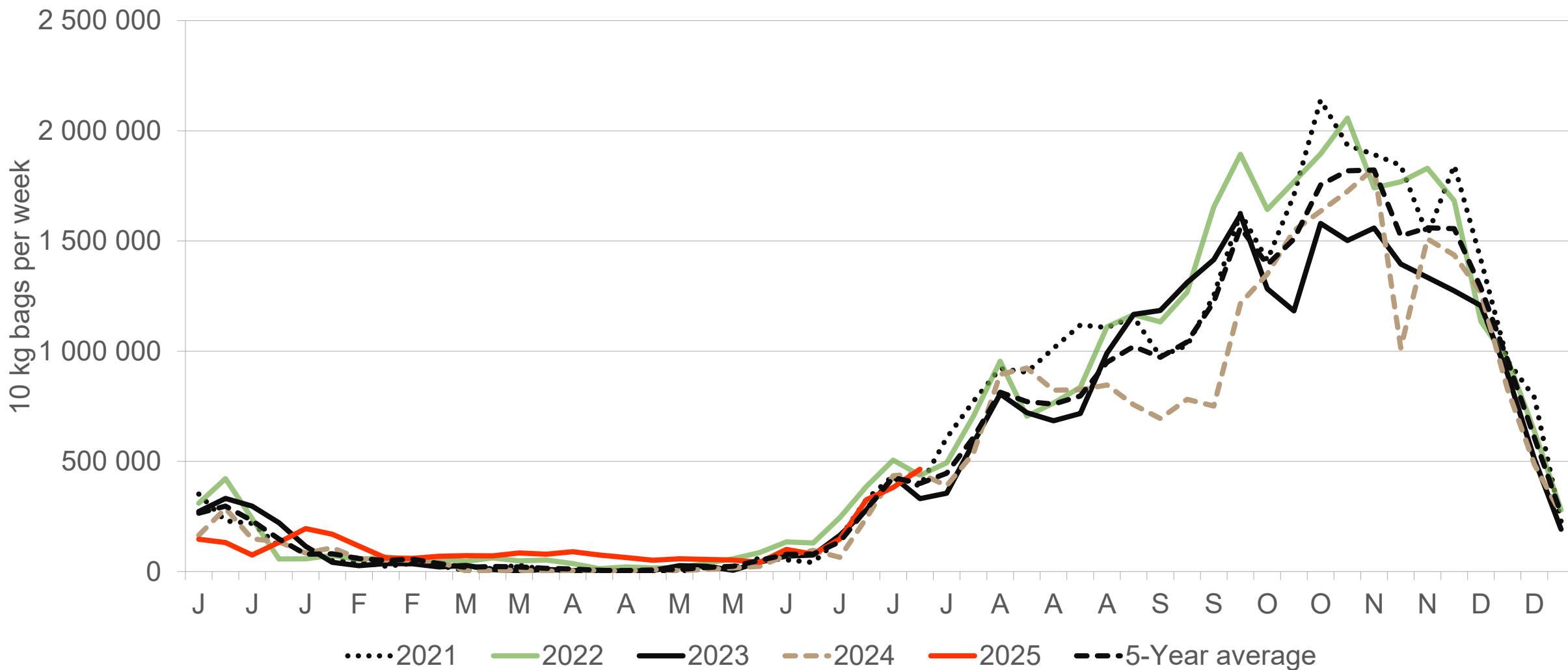
Western Free State : Amount of 10 kg bags per week sold on FPMs (all classes)



Sold 12% bags **less** than the first 28 weeks of 2024 and 1 884 863 bags **less** than the 5-year average (2020 to 2024) of the first 28 weeks of each year.

Data disclaimer: Potatoes SA does not take responsibility for the accuracy or interpretation of company data re-purposed by 3rd parties

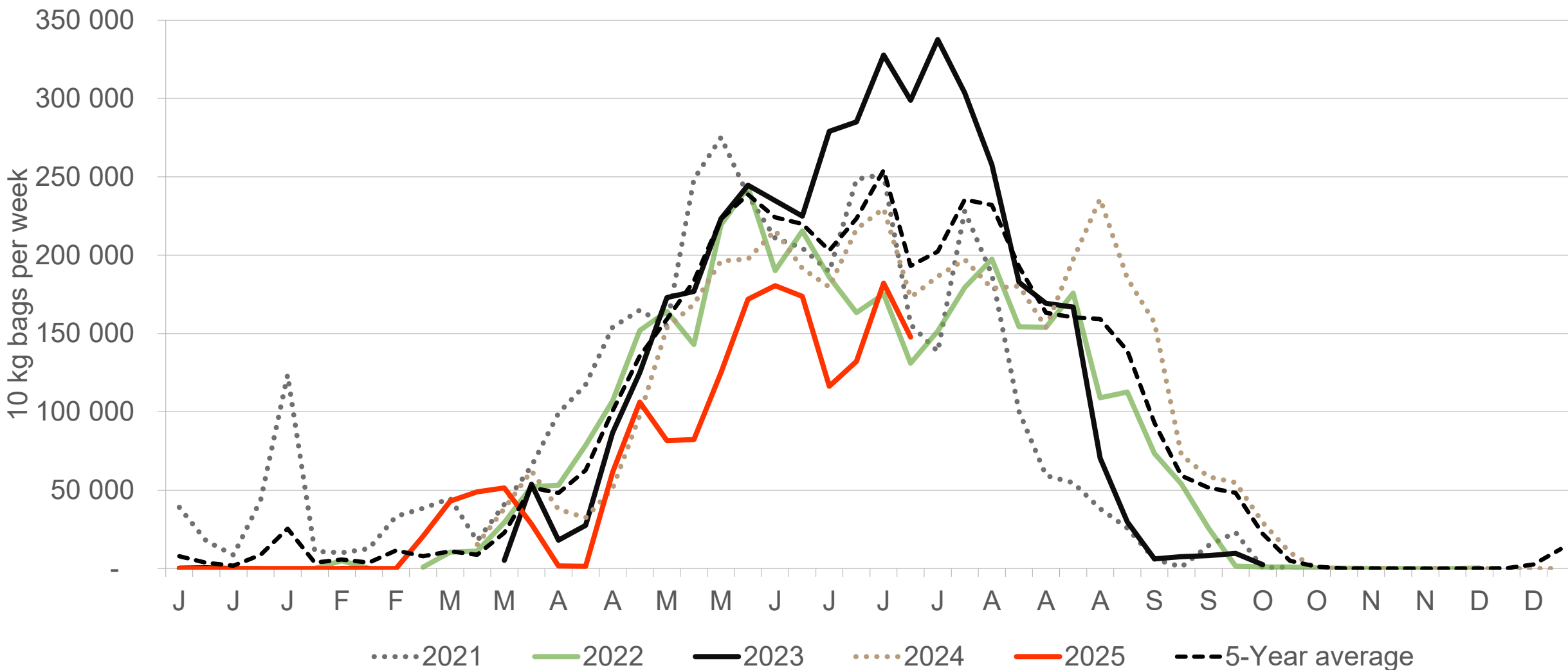
Limpopo: Amount of 10 kg bags per week sold on FPMs (all classes)



Sold 33% bags **more** than the first 28 weeks of 2024 and 536 233 bags **more** than the 5-year average (2020 to 2024) of the first 28 weeks of each year.

Data disclaimer: Potatoes SA does not take responsibility for the accuracy or interpretation of company data re-purposed by 3rd parties

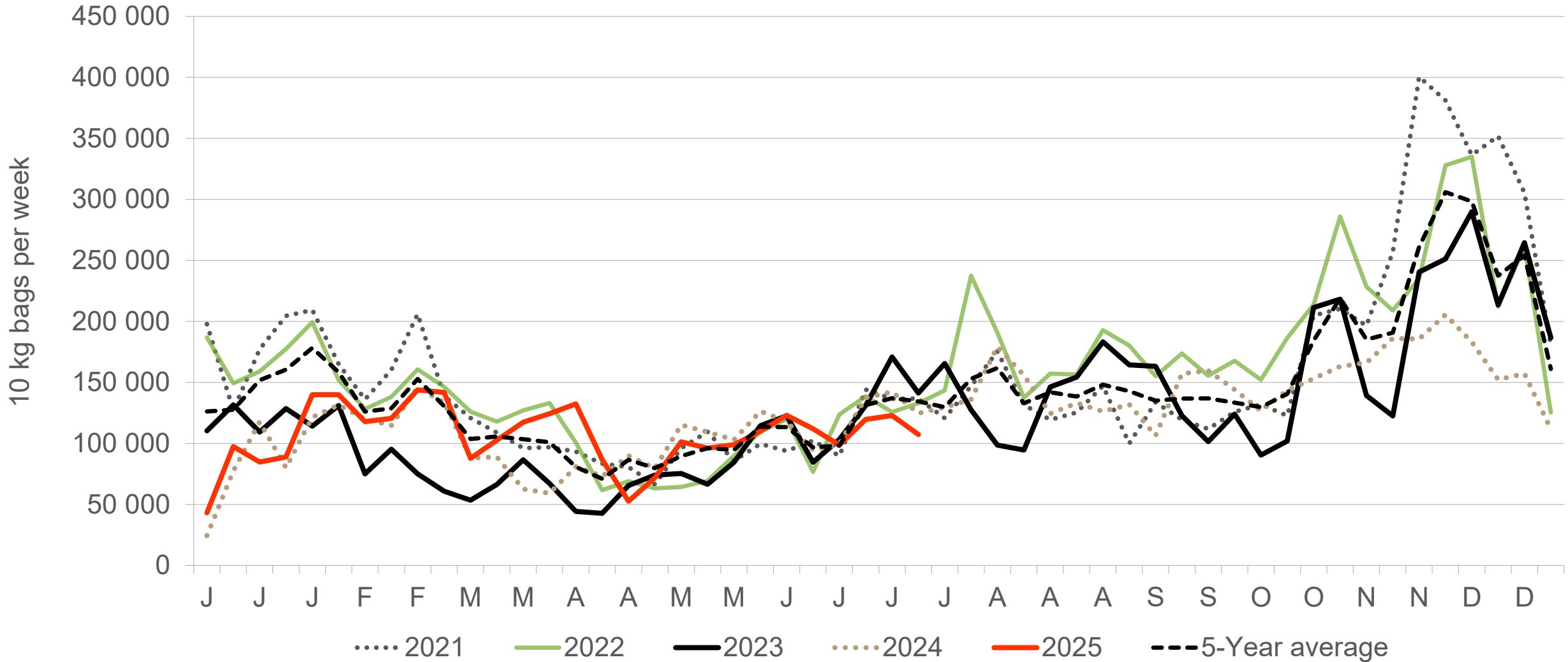
Northern Cape: Amount of 10 kg bags per week sold on FPMs (all classes)



Sold 22% bags **less** than the first 28 weeks of 2024 and 887 547 bags **less** than the 5-year average (2020 to 2024) of the first 28 weeks of each year.

Data disclaimer: Potatoes SA does not take responsibility for the accuracy or interpretation of company data re-purposed by 3rd parties

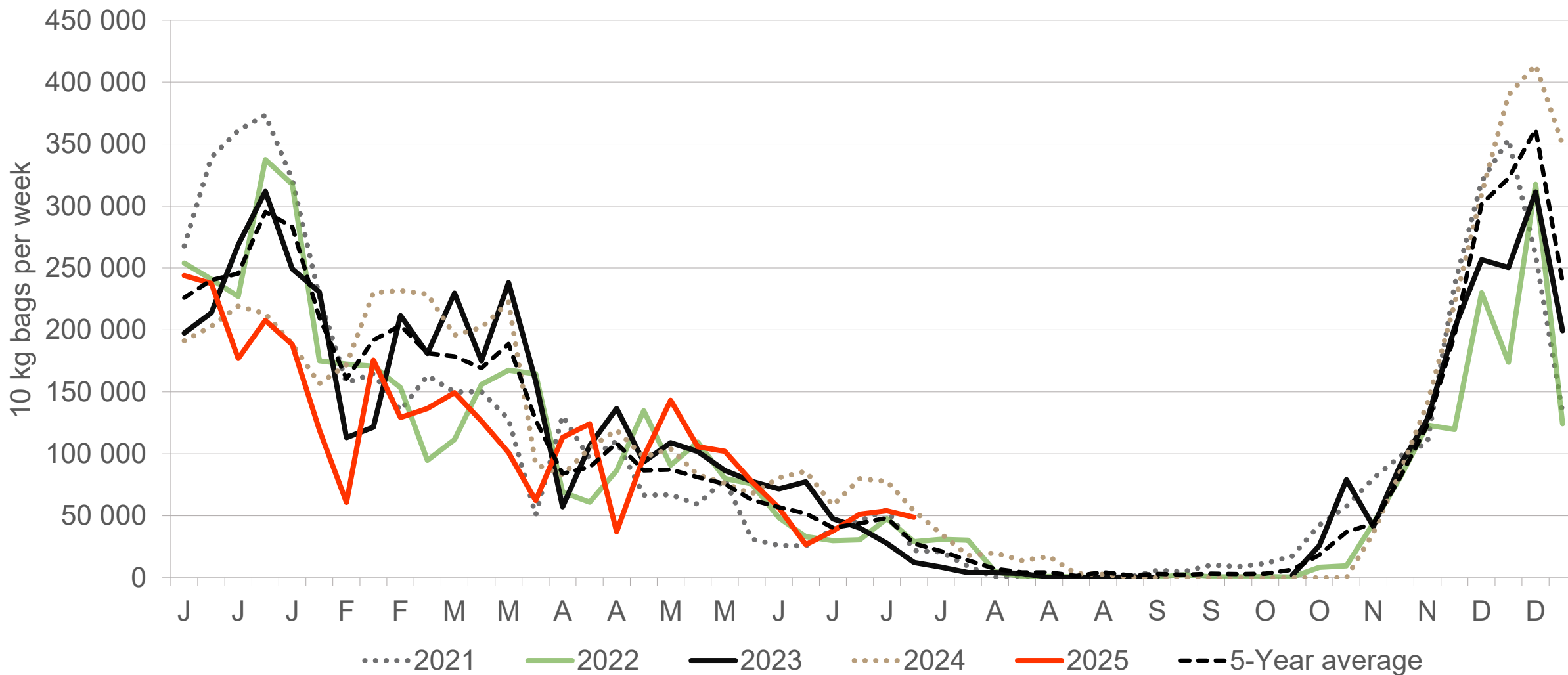
Sandveld: Amount of 10 kg bags per week sold on FPMs (all classes)



Sold 4% bags **more** than the first 28 weeks of 2024 and 294 125 bags **less** than the 5-year average (2020 to 2024) of the first 28 weeks of each year.

Data disclaimer: Potatoes SA does not take responsibility for the accuracy or interpretation of company data re-purposed by 3rd parties

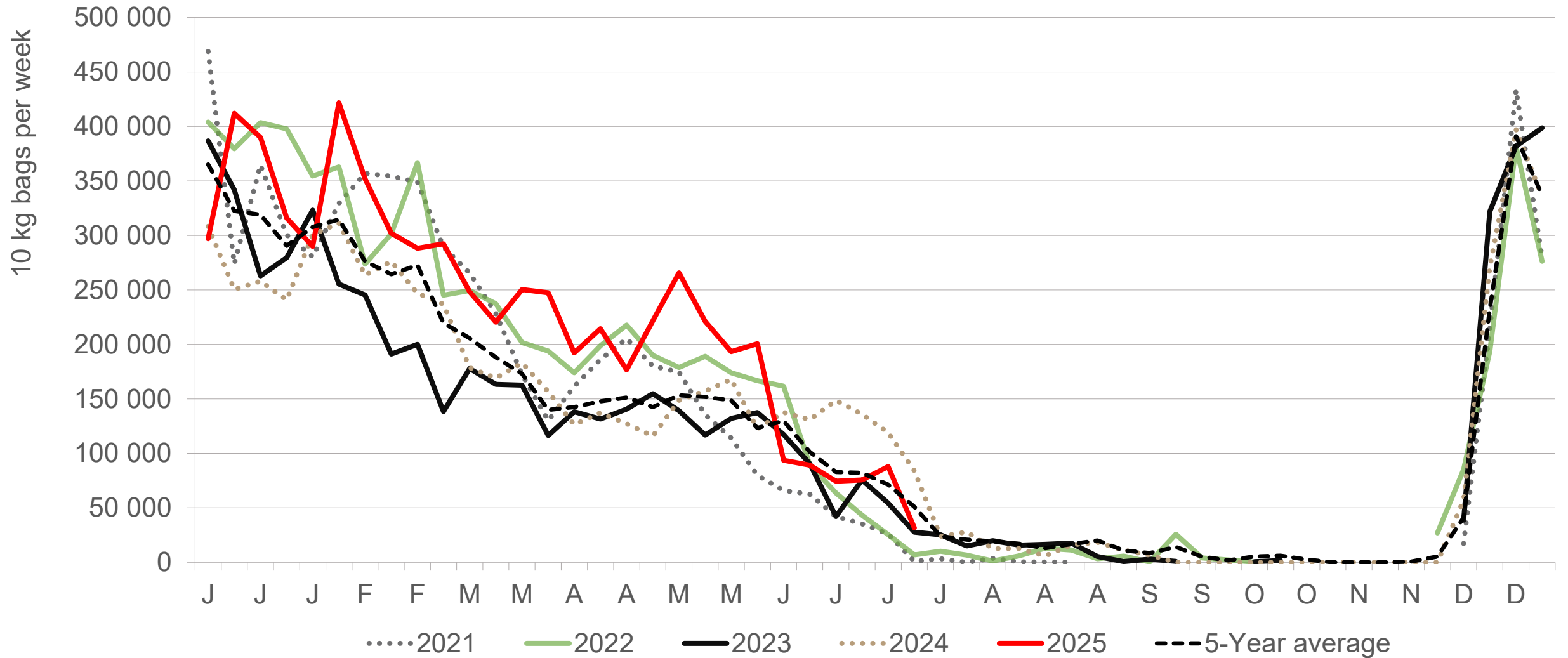
KwaZulu-Natal: Amount of 10 kg bags per week sold on FPMs (all classes)



Sold 19% bags **less** than the first 28 weeks of 2024 and 654 726 bags **less** than the 5-year average (2020 to 2024) of the first 28 weeks of each year.

Data disclaimer: Potatoes SA does not take responsibility for the accuracy or interpretation of company data re-purposed by 3rd parties

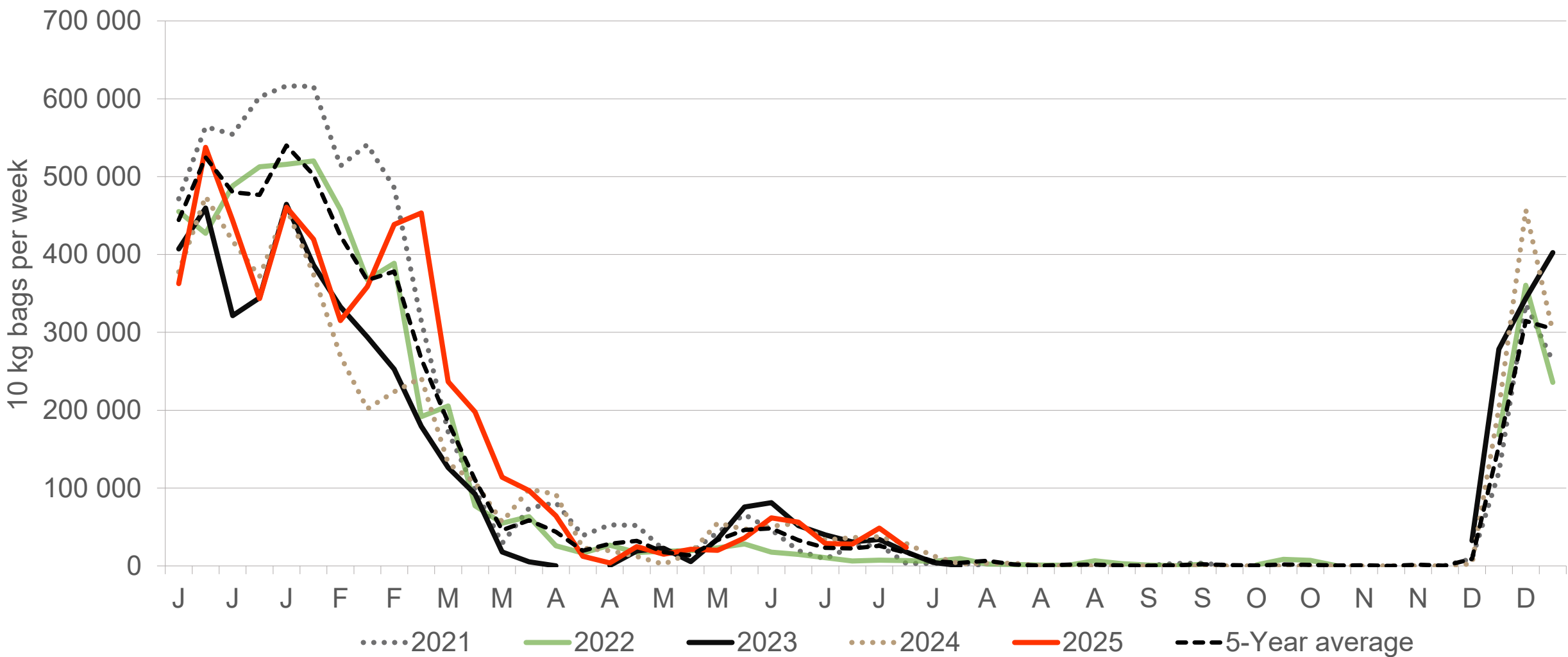
North-West: Amount of 10 kg bags per week sold on FPMs (all classes)



Sold 23% bags **more** than the first 28 weeks of 2024 and 1 127 122 **more** than the 5-year average (2020 to 2024) of the first 28 weeks of each year.

Data disclaimer: Potatoes SA does not take responsibility for the accuracy or interpretation of company data re-purposed by 3rd parties

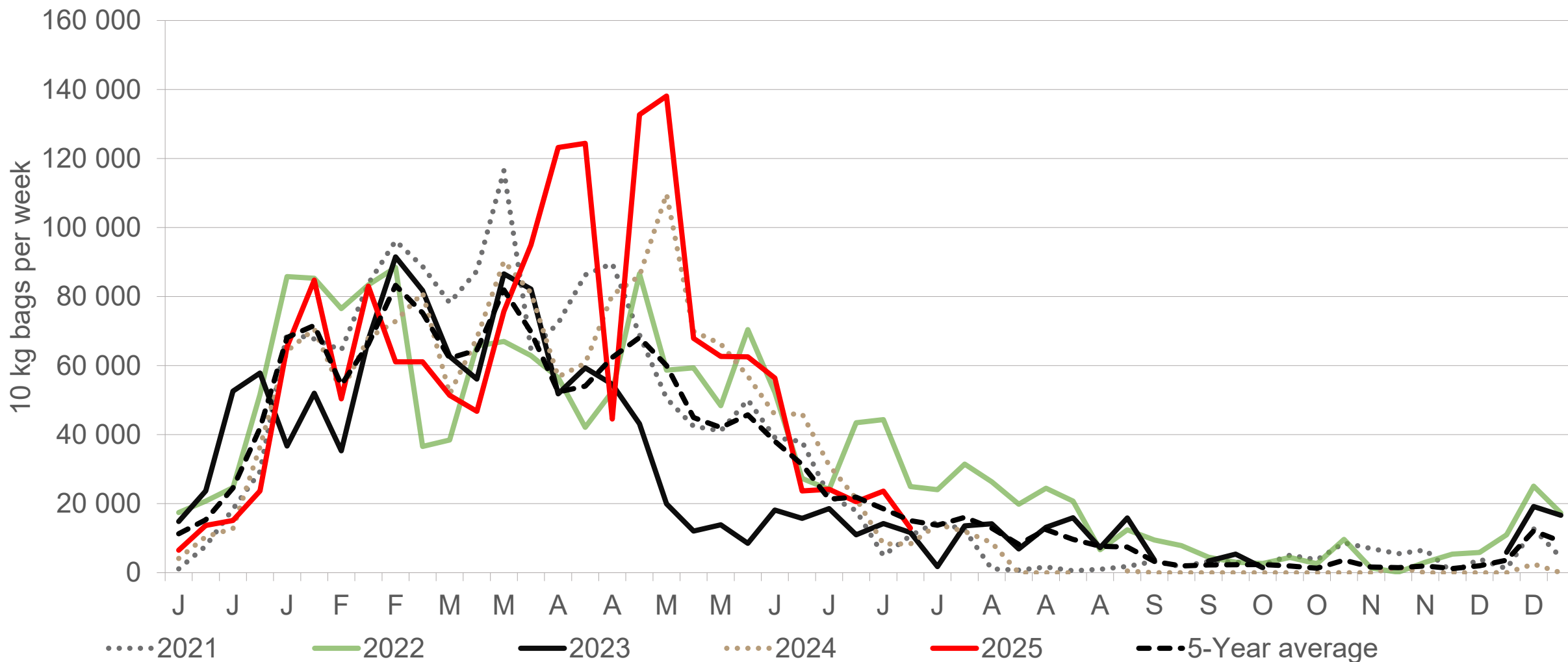
South Western Free State: Amount of 10 kg bags per week sold on FPMs (all classes)



Sold 21% bags **more** than the first 28 weeks of 2024 and 15 598 bags **more** than the 5-year average (2020 to 2024) of the first 28 weeks of each year.

Data disclaimer: Potatoes SA does not take responsibility for the accuracy or interpretation of company data re-purposed by 3rd parties

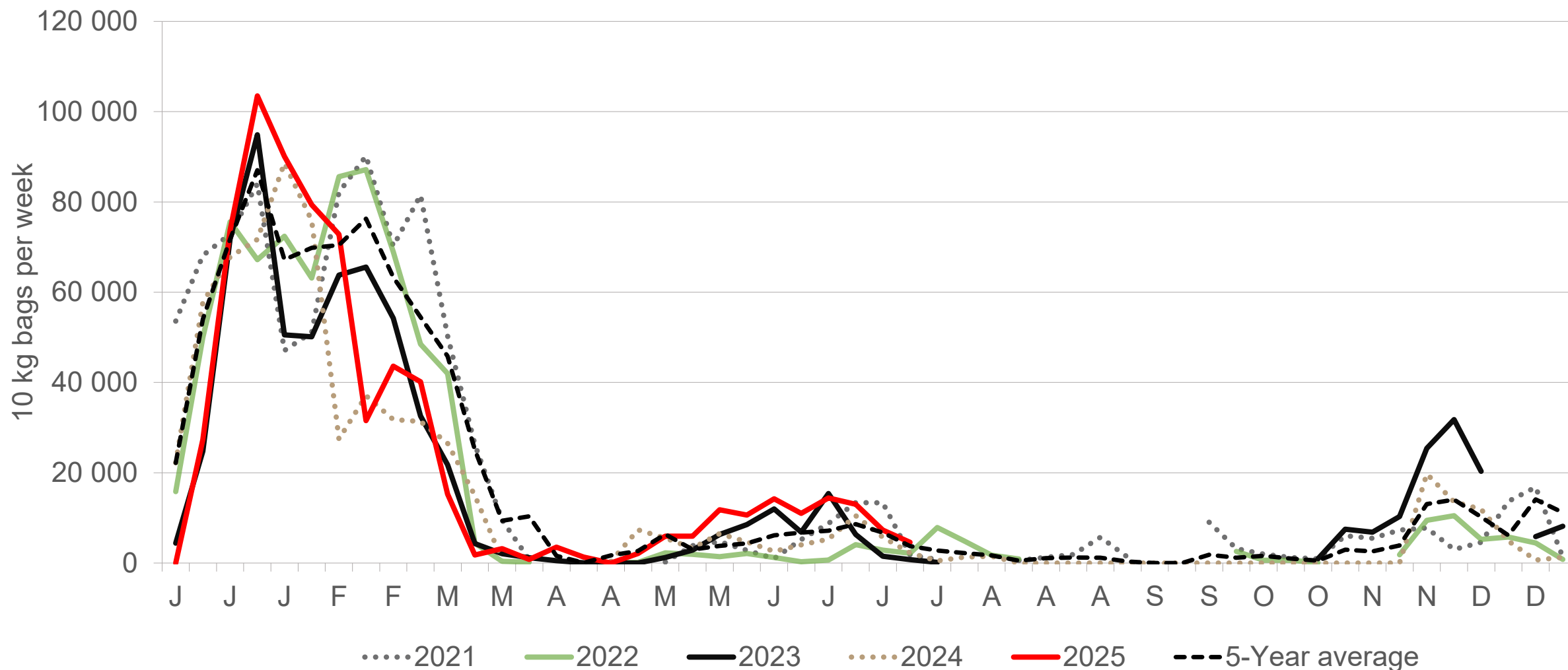
North Eastern Cape: Amount of 10 kg bags per week sold on FPMs (all classes)



Sold 9% bags **more** than the first 28 weeks of 2024 and 285 212 bags **more** than the 5-year average (2020 to 2024) of the first 28 weeks of each year.

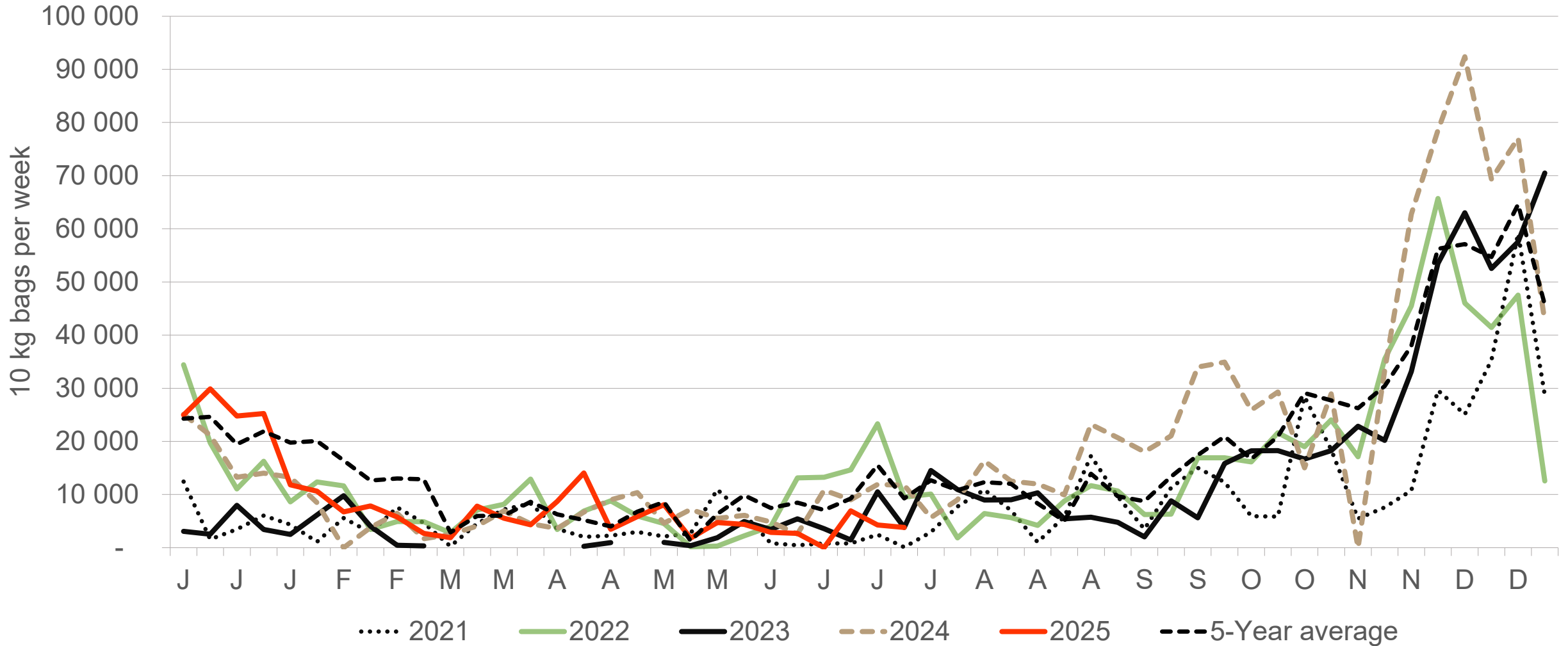
Data disclaimer: Potatoes SA does not take responsibility for the accuracy or interpretation of company data re-purposed by 3rd parties

Mpumalanga: Amount of 10 kg bags per week sold on FPMs (all classes)



Sold 13% bags **more** than the first 28 weeks of 2024 and 100 806 bags **less** than the 5-year average (2020 to 2024) of the 28 weeks of each year.

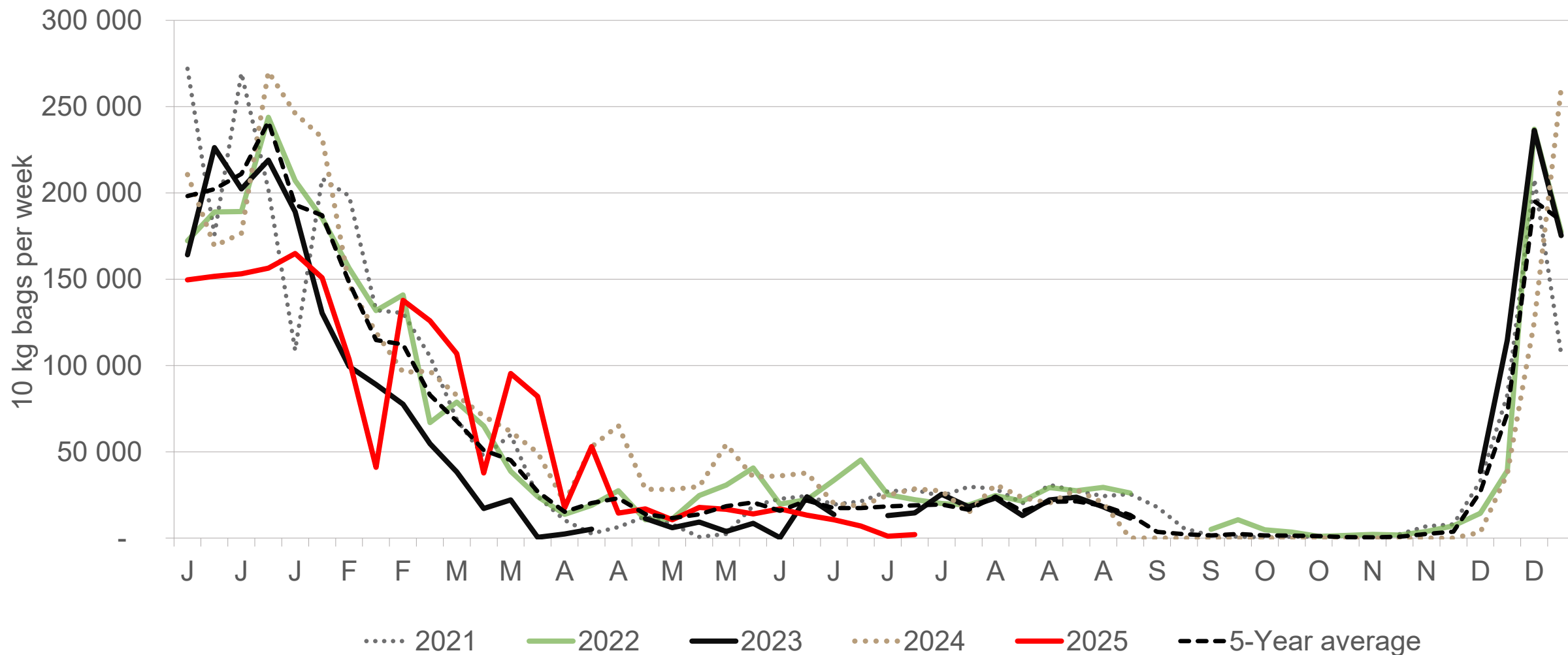
Eastern Cape: Amount of 10 kg bags per week sold on FPMs (all classes)



Sold 5% bags **more** than the first 28 weeks of 2024 and 17 048 bags **less** than the 5-year average (2020 to 2024) of the 28 weeks of each year.

Data disclaimer: Potatoes SA does not take responsibility for the accuracy or interpretation of company data re-purposed by 3rd parties

Gauteng: Amount of 10 kg bags per week sold on FPMs (all classes)



Sold 25% bags **less** than the first 28 weeks of 2024 and 259 033 bags **less** than the 5-year average (2020 to 2024) of the first 28 weeks of each year.

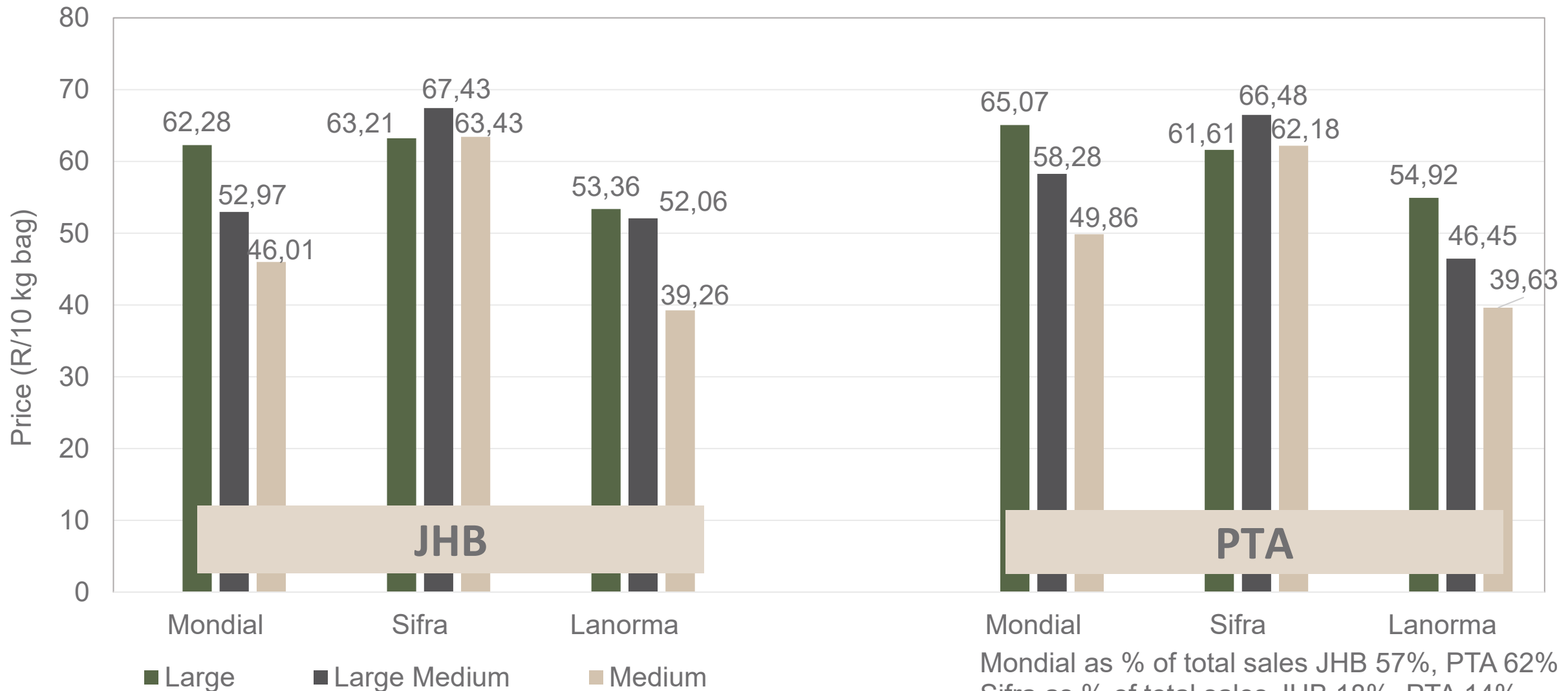
Data disclaimer: Potatoes SA does not take responsibility for the accuracy or interpretation of company data re-purposed by 3rd parties

Average weekly prices and volumes for 10 kg bags of potatoes sold on selected markets from selected production regions

Klas & Grootte	Eastern Free State				Western Free State				Limpopo				Northern Cape				Sandveld		KwaZulu-Natal				All Regions	
	JOH		PRE		JOH		PRE		JOH		PRE		JOH		PRE		CAP		JOH		DUR		All Markets	
	Volume	Prices	Volume	Prices	Volume	Prices	Volume	Prices	Volume	Prices	Volume	Prices	Volume	Prices	Volume	Prices	Volume	Prices	Volume	Prices	Volume	Prices	Volume	Prices
	10kg	R/10kg	10kg	R/10kg	10kg	R/10kg	10kg	R/10kg	10kg	R/10kg	10kg	R/10kg	10kg	R/10kg	10kg	R/10kg	10kg	R/10kg	10kg	R/10kg	10kg	R/10kg	10kg	R/10kg
1L	64 700	55,15	22 857	59,12	23 163	60,31	15 891	66,56	66 184	66,46	34 531	65,73	4 694	62,33	742	67,59	9 577	85,66	3 799	51,24	2 436	55,33	336 364	63,77
1L/M	48 081	48,23	13 878	52,63	37 995	59,45	17 767	67,01	64 594	63,01	31 349	63,11	4 686	116,89	1 003	58,68	25 144	75,09	3 373	43,19	4 406	49,81	362 469	61,66
1M	42 061	42,94	16 772	43,67	49 657	56,78	18 239	60,47	50 809	56,32	25 423	55,24	3 076	58,97	1 537	50,28	25 702	74,93	2 330	35,11	1 952	39,20	362 316	55,56
1S	12 901	27,99	8 112	19,59	9 088	37,08	1 207	32,68	15 996	37,56	5 983	33,20	685	26,21	278	20,97	11 852	53,62	770	23,94	97	21,75	92 660	36,98
1S/M	9 501	37,07	5 834	31,69	19 995	48,07	5 286	43,15	10 487	47,20	10 593	48,71	1 717	36,85	1 320	34,95	861	63,01	-	-	-	-	118 255	46,40
1XL	2 142	49,17	-	-	399	52,94	-	-	-	-	-	-	-	-	-	-	-	-	110	55,00	-	-	2 651	49,98
1XS	4 631	20,15	-	-	5 312	36,42	-	-	7 195	33,43	-	-	-	-	-	-	-	-	-	-	-	-	17 146	30,76
1XXS	-	-	-	-	-	-	-	-	972	29,70	-	-	-	-	-	-	-	-	-	-	-	-	972	29,70
2L	32 405	41,04	18 210	50,80	8 762	50,36	7 466	53,73	20 587	47,44	8 145	50,47	1 467	46,82	414	50,12	787	73,35	3 119	37,76	2 111	49,77	158 246	49,85
2L/M	14 050	38,89	13 620	45,84	9 220	44,10	9 204	52,44	18 726	44,39	6 154	49,64	2 855	44,17	815	50,61	6 311	71,59	4 509	36,06	2 150	45,78	131 157	48,63
2M	15 542	32,22	11 859	36,63	11 075	40,82	7 969	46,10	7 010	38,37	5 181	45,02	1 272	51,25	989	40,65	6 824	59,85	330	30,00	2 751	32,56	111 652	43,37
2S	1 737	21,80	3 285	19,97	1 350	30,41	1 457	21,98	133	27,26	833	29,63	668	27,01	570	19,08	4 098	37,36	-	-	-	-	24 271	28,53
2S/M	3 589	25,96	1 085	27,27	3 700	32,96	3 092	38,65	1 417	31,03	1 070	45,39	760	33,59	444	32,42	-	-	-	-	-	-	31 079	35,00
2XL	770	50,00	-	-	1 148	47,40	-	-	-	-	-	-	-	-	-	-	-	-	-	-	-	-	1 918	48,44
2XS	-	-	-	-	391	14,64	-	-	-	-	-	-	-	-	-	-	-	-	-	-	-	-	1 117	14,49
2XXS	-	-	-	-	-	-	-	-	-	-	-	-	-	-	-	-	-	-	-	-	-	-	111	15,50
3L	7 930	34,28	12 787	39,99	4 916	36,62	4 025	50,11	3 741	37,69	110	30,00	4 207	31,43	440	41,22	-	-	-	-	110	32,91	70 619	39,76
3L/M	14 011	30,68	6 912	37,55	3 736	33,36	6 166	39,83	2 212	37,62	330	36,67	1 014	32,13	660	40,00	20	60,00	-	-	466	37,00	62 555	37,43
3M	10 791	24,94	6 247	24,30	8 697	29,23	4 112	36,83	7 660	31,47	1 803	35,26	7 974	21,63	880	27,33	543	42,24	-	-	-	-	86 206	30,56
3S/M	550	27,04	4 360	19,09	220	22,82	440	25,57	-	-	-	-	445	25,56	109	20,00	-	-	-	-	-	-	15 516	23,92
3XS	-	-	-	-	-	-	-	-	-	-	-	-	-	-	-	-	-	-	-	-	-	-	-	-
3XXS	-	-	-	-	-	-	-	-	-	-	-	-	-	-	-	-	-	-	-	-	-	-	-	-
4L	-	-	2 767	36,84	-	201	25,62	-	-	-	-	-	-	-	-	-	-	-	-	-	-	-	3 468	35,51
4L/M	-	-	712	28,37	-	246	24,02	-	-	-	-	-	-	-	-	-	-	-	-	-	847	34,24	2 271	30,86
4M	-	-	112	24,78	-	242	18,97	-	-	-	-	-	-	-	-	-	624	20,00	-	-	-	-	5 057	27,99
4S	-	-	-	-	-	-	-	-	-	-	-	-	-	-	-	-	-	-	-	-	-	-	-	-
4S/M	-	-	106	12,17	-	110	20,00	-	-	-	-	-	-	-	631	17,50	-	-	-	-	-	-	847	17,15
Total	285 809	42,51	151 015	42,29	198 824	50,67	104 191	54,58	278 823	55,16	134 816	55,95	39 007	46,48	10 832	41,31	105 311	64,74	18 340	40,18	20 826	41,22	2 038 165	51,10

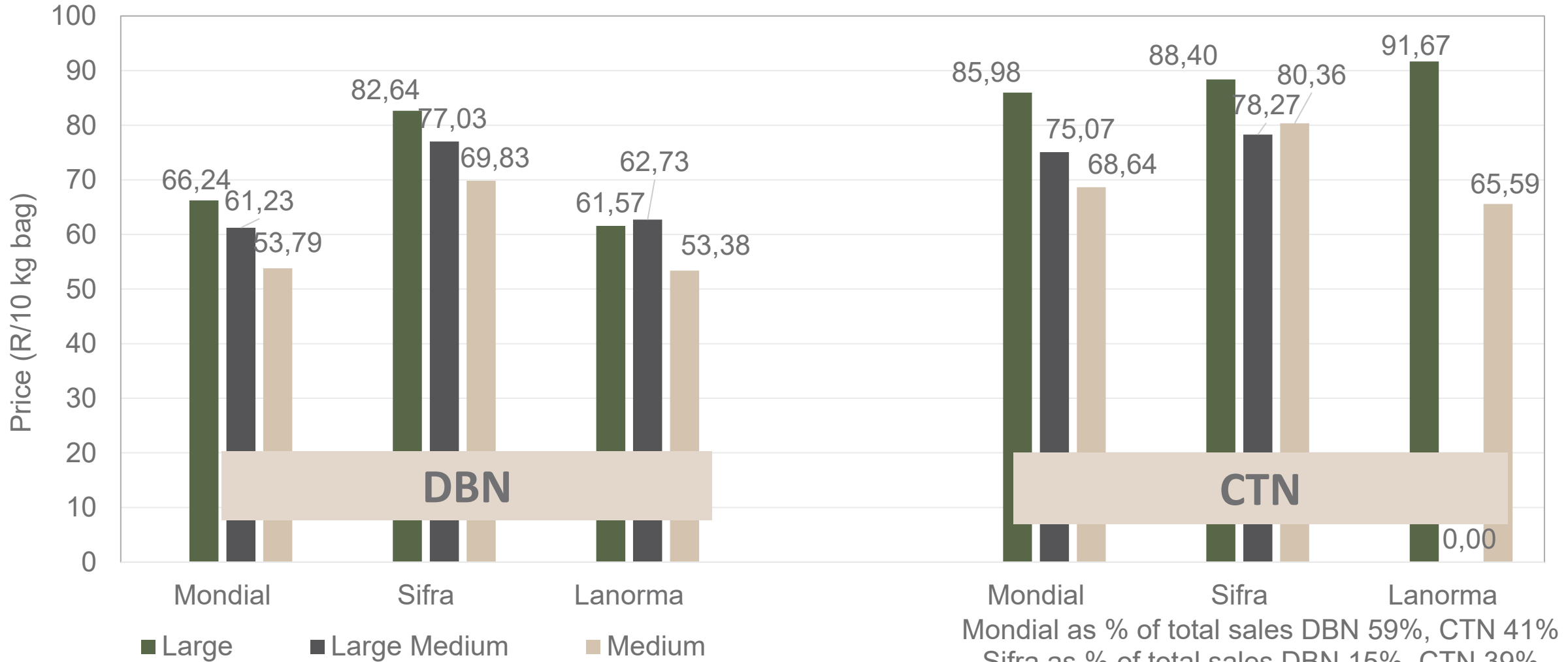
Data disclaimer: Potatoes SA does not take responsibility for the accuracy or interpretation of company data re-purposed by 3rd parties

PTA & JHB markets: Average Prices - Different Sizes (only 10 kg bags)



Mondial as % of total sales JHB 57%, PTA 62%
 Sifra as % of total sales JHB 18%, PTA 14%
 Lanorma as % of total sales JHB 6%, PTA 3%

DBN & CTN markets: Average Prices - Different Sizes (only 10 kg bags)



Mondial as % of total sales DBN 59%, CTN 41%
 Sifra as % of total sales DBN 15%, CTN 39%
 Lanorma as % of total sales DBN 5%, CTN 9%


Data disclaimer: Potatoes SA does not take responsibility for the accuracy or interpretation of company data re-purposed by 3rd parties


Thank you for your time

Feel free to contact us

 Dikgetho@potatoes.co.za

Jodie@potatoes.co.za


 +27 (0)12 349 1906

 6 De Havilland Crescent

Persequor Techno Park

Persequor Park

Pretoria

 www.potatoes.co.za



Potatoes
Aartappels SA