



**Weekly Market Information**

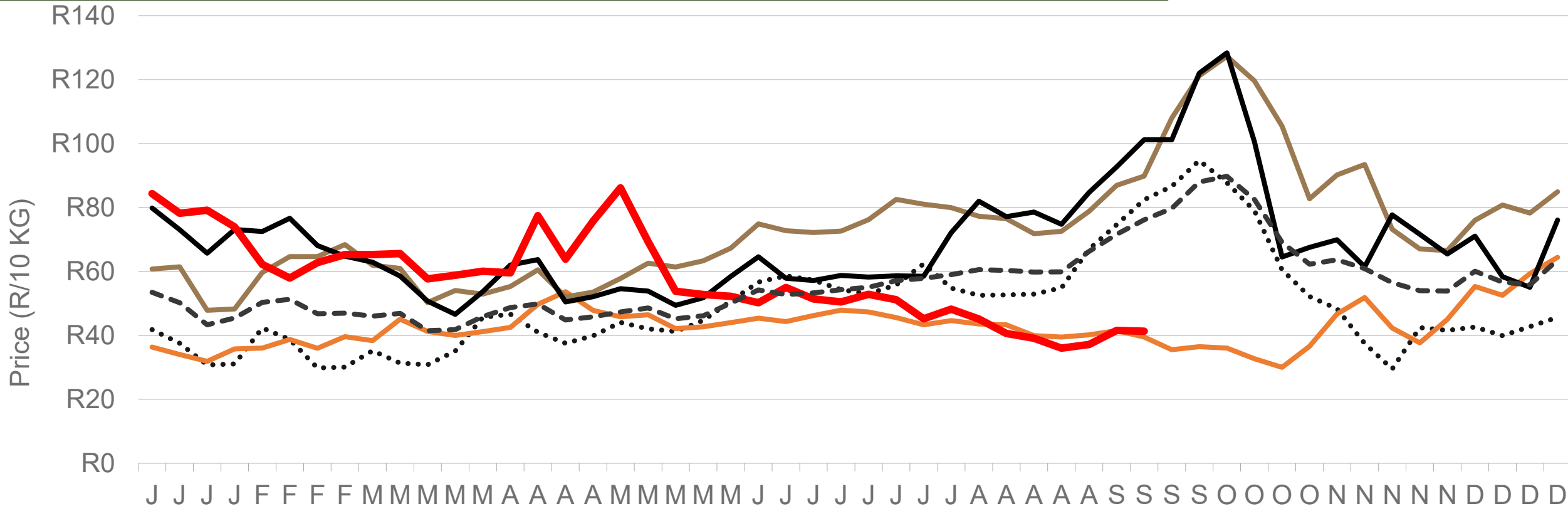
**12 September 2025**



**Potatoes  
Aartappels SA**

[www.potatoes.co.za](http://www.potatoes.co.za)

# Average weekly price – all markets & all classes





.....2021    — 2022    — 2023    — 2024    — 2025\*    - - - 5-Year average



Number of bags sold

**18%**

(Week on Week)



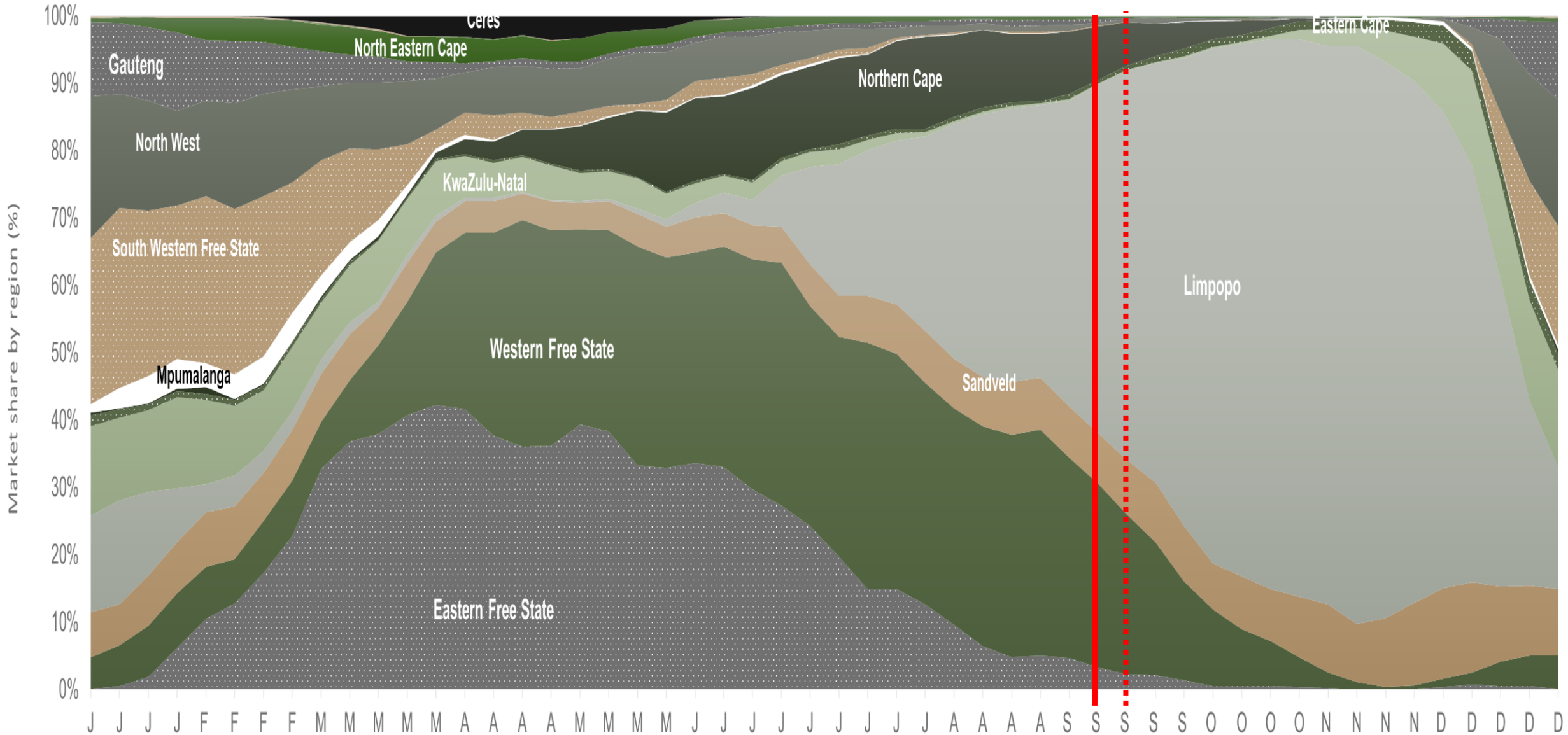
Average weekly price

**1%**

(Week on week)

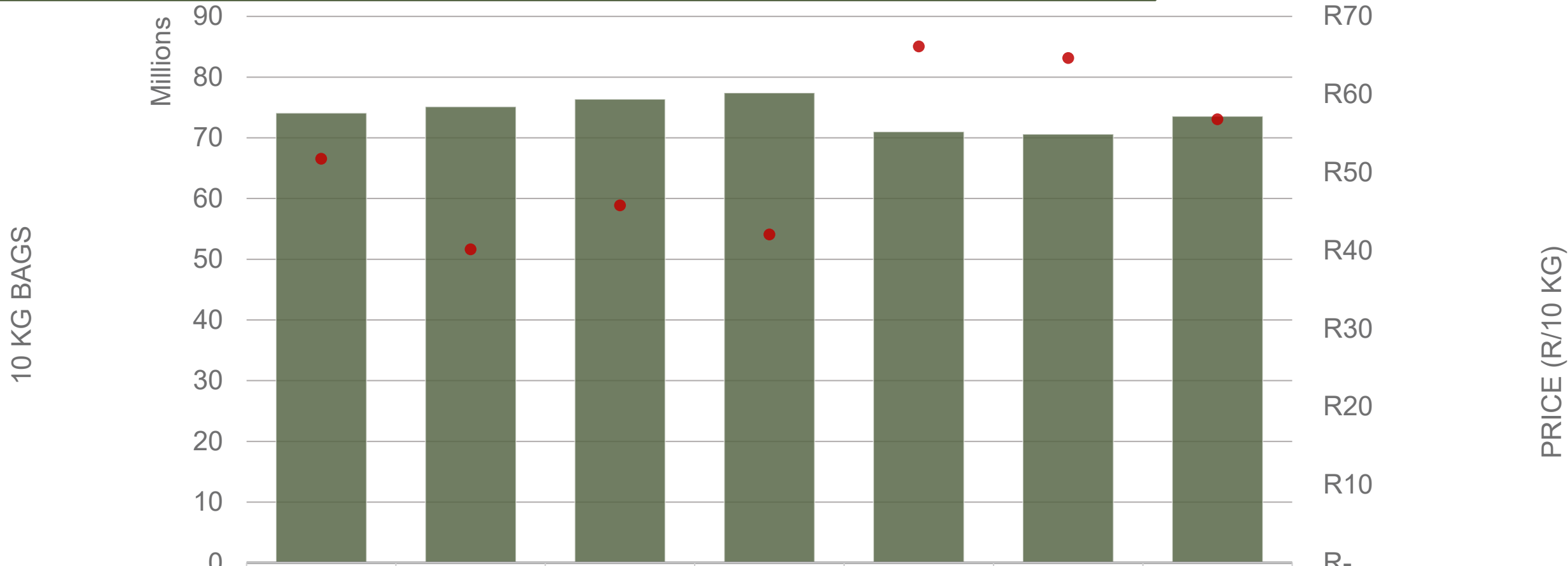


# Market share of regions on fresh produce markets 2019-2024



Data disclaimer: Potatoes SA does not take responsibility for the accuracy or interpretation of company data re-purposed by 3rd parties

# Cumulative total number of 10 kg bags sold on markets

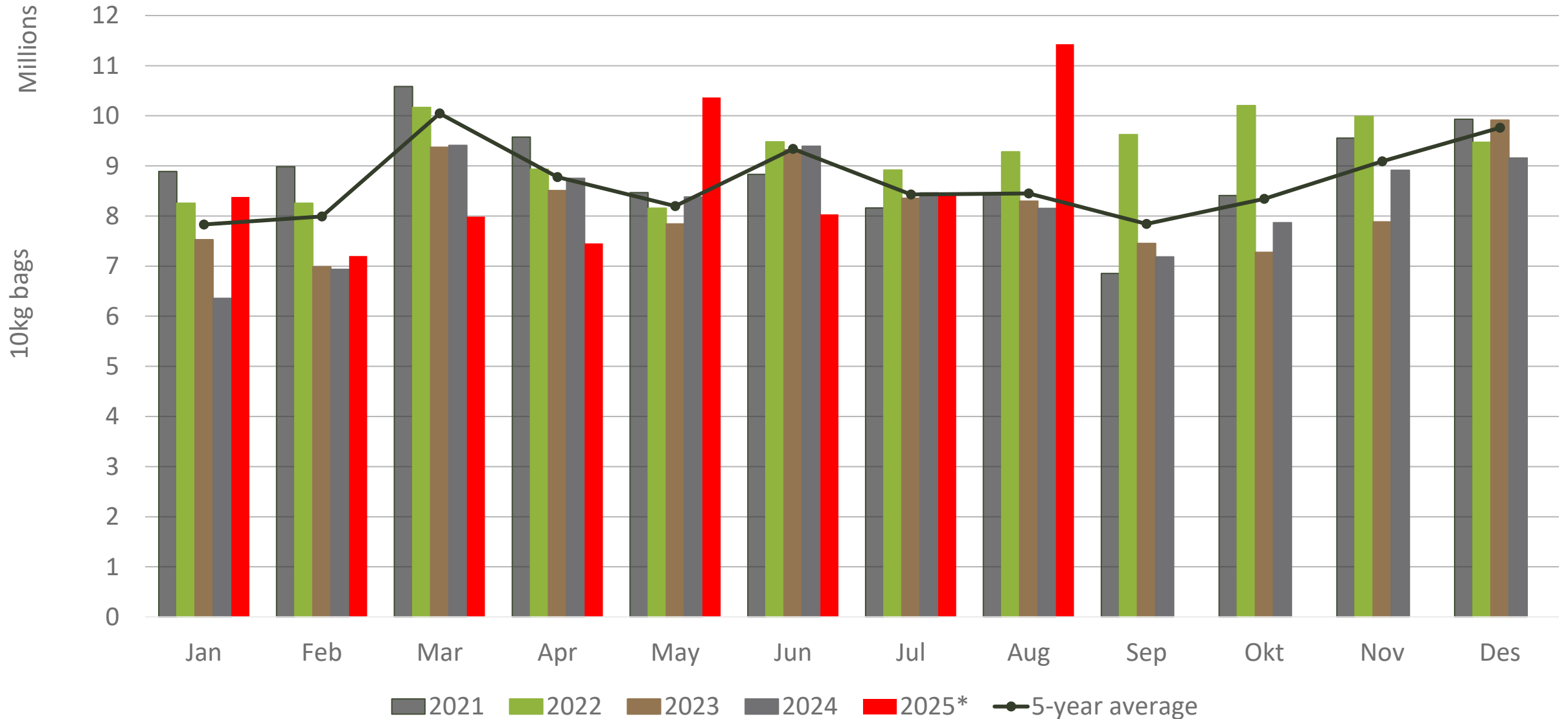


	5-Year average	2020	2021	2022	2023	2024	2025*
■ Number of bags sold	74,093,933	75,126,692	76,362,883	77,392,546	70,993,094	70,594,450	73,563,100
● Average price	R51.77	R40.16	R45.78	R42.06	R66.16	R64.67	R56.82

Sold 530,833 bags **less** than the **5-year average** (2020 to 2024) of the first 37 weeks of 2025

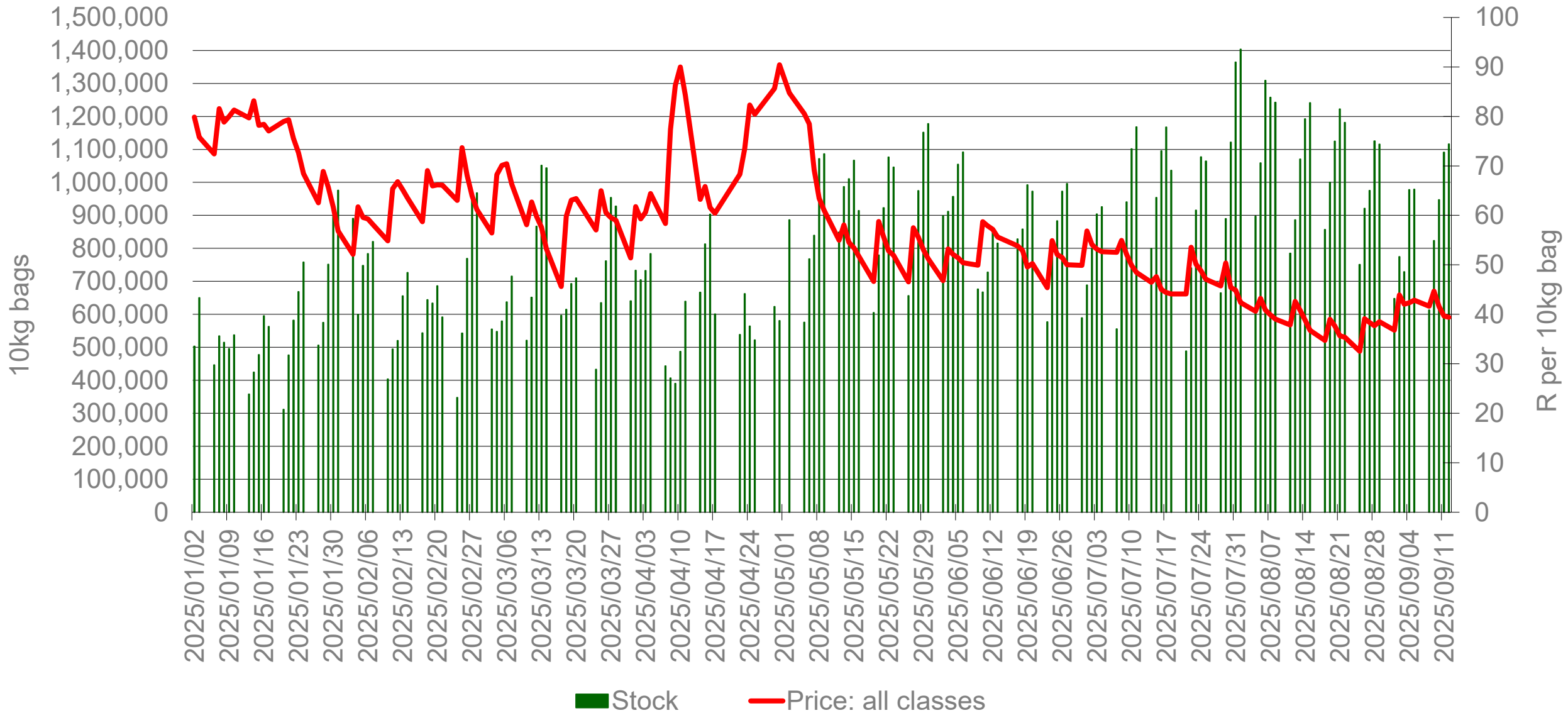
*Data disclaimer: Potatoes SA does not take responsibility for the accuracy or interpretation of company data re-purposed by 3rd parties*

# Monthly sales volumes on markets: Potatoes



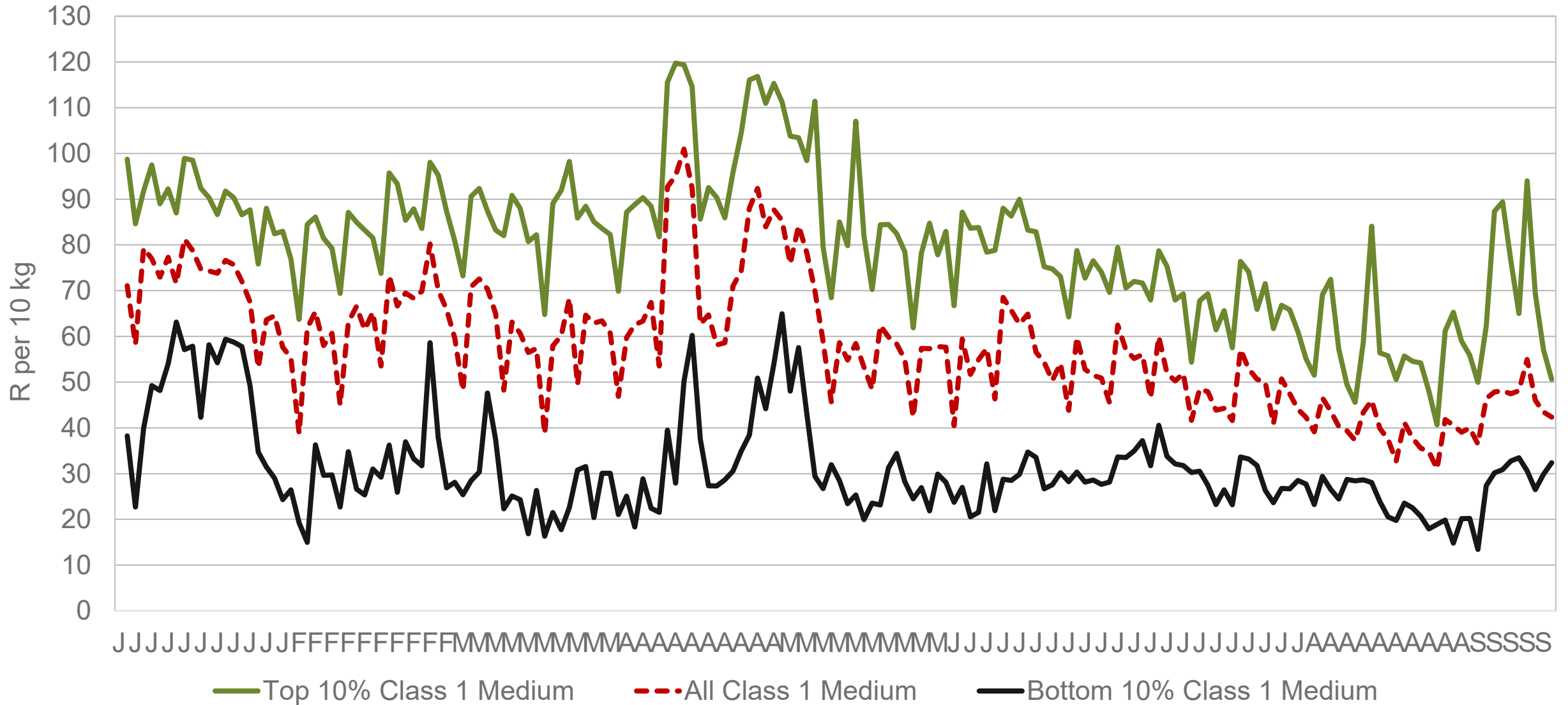
Data disclaimer: Potatoes SA does not take responsibility for the accuracy or interpretation of company data re-purposed by 3rd parties

# RSA daily price versus daily available stocks (all classes & all sizes)



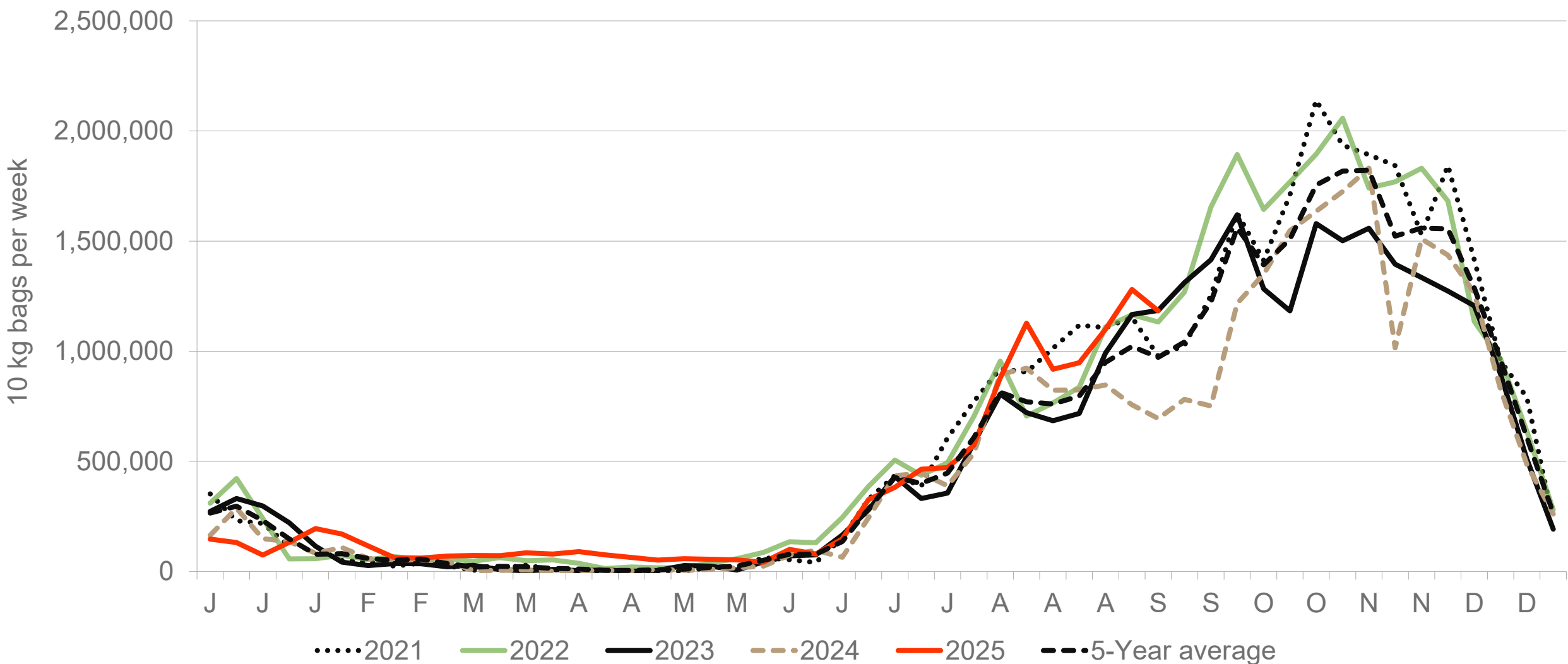
Data disclaimer: Potatoes SA does not take responsibility for the accuracy or interpretation of company data re-purposed by 3rd parties

# JHB market daily : Top 10% versus bottom 10% prices – Class 1 Medium (since January 2025)



Data disclaimer: Potatoes SA does not take responsibility for the accuracy or interpretation of company data re-purposed by 3rd parties

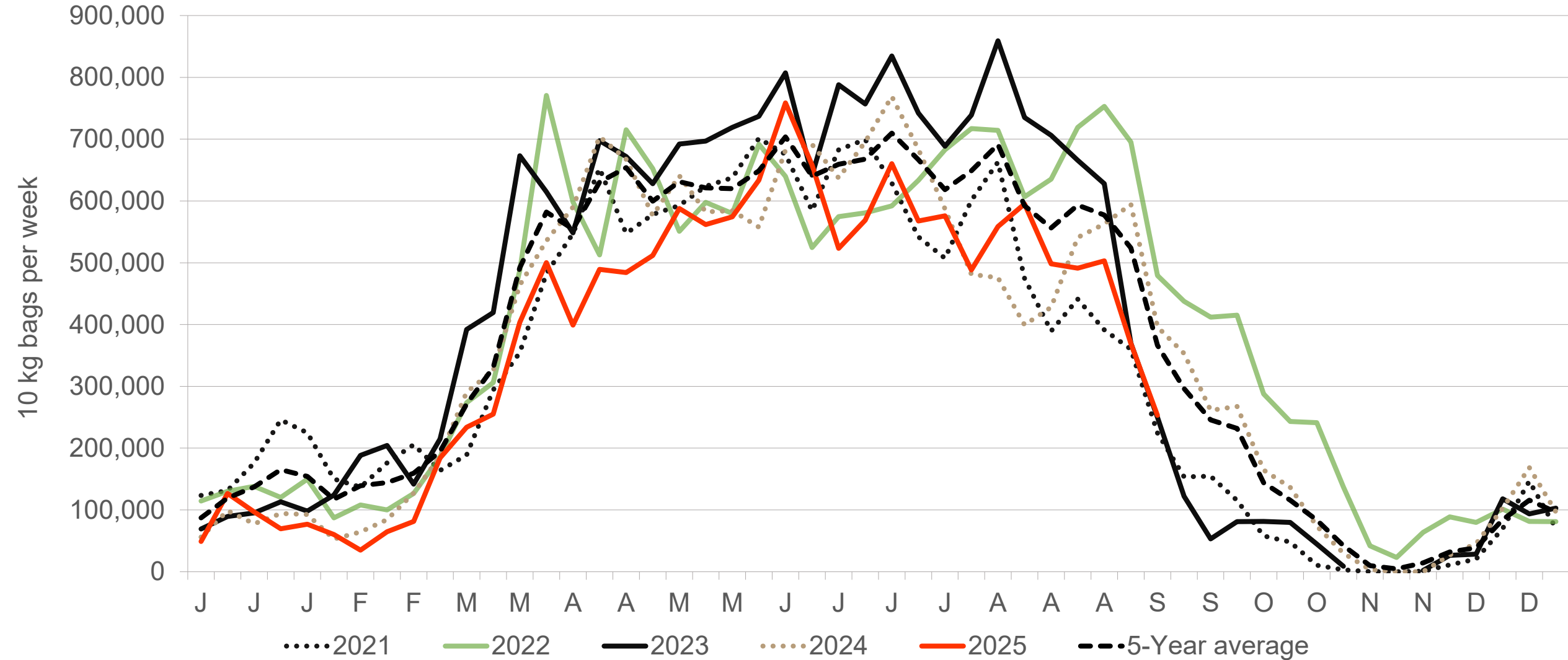
# Limpopo: Amount of 10 kg bags per week sold on FPMs (all classes)



Sold 29% bags **more** than the first 37 weeks of 2024 and 1,877,305bags **more** than the 5-year average (2020 to 2024) of the first 37 weeks of each year.

*Data disclaimer: Potatoes SA does not take responsibility for the accuracy or interpretation of company data re-purposed by 3rd parties*

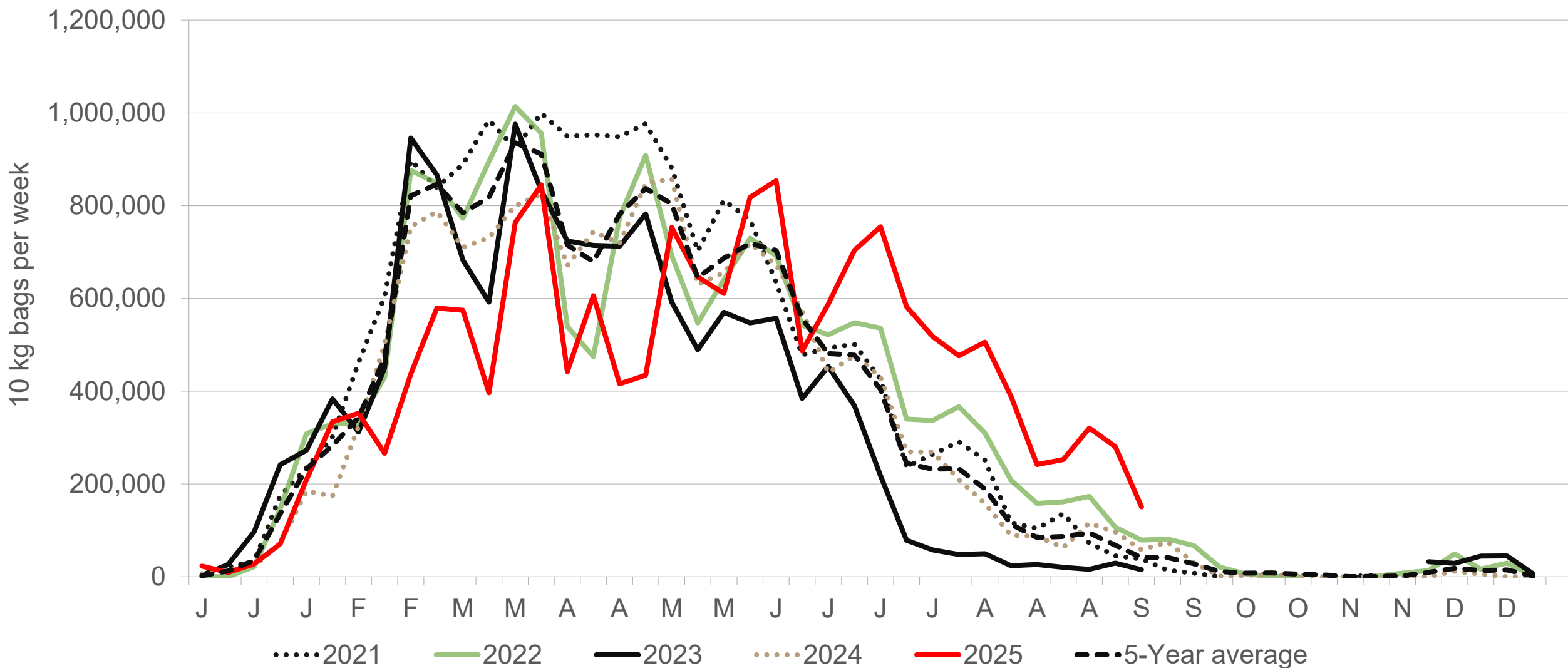
# Western Free State : Amount of 10 kg bags per week sold on FPMs (all classes)



Sold 10% bags **less** than the first 37 weeks of 2024 and 2,719,903 bags **less** than the 5-year average (2020 to 2024) of the first 37 weeks of each year.

*Data disclaimer: Potatoes SA does not take responsibility for the accuracy or interpretation of company data re-purposed by 3rd parties*

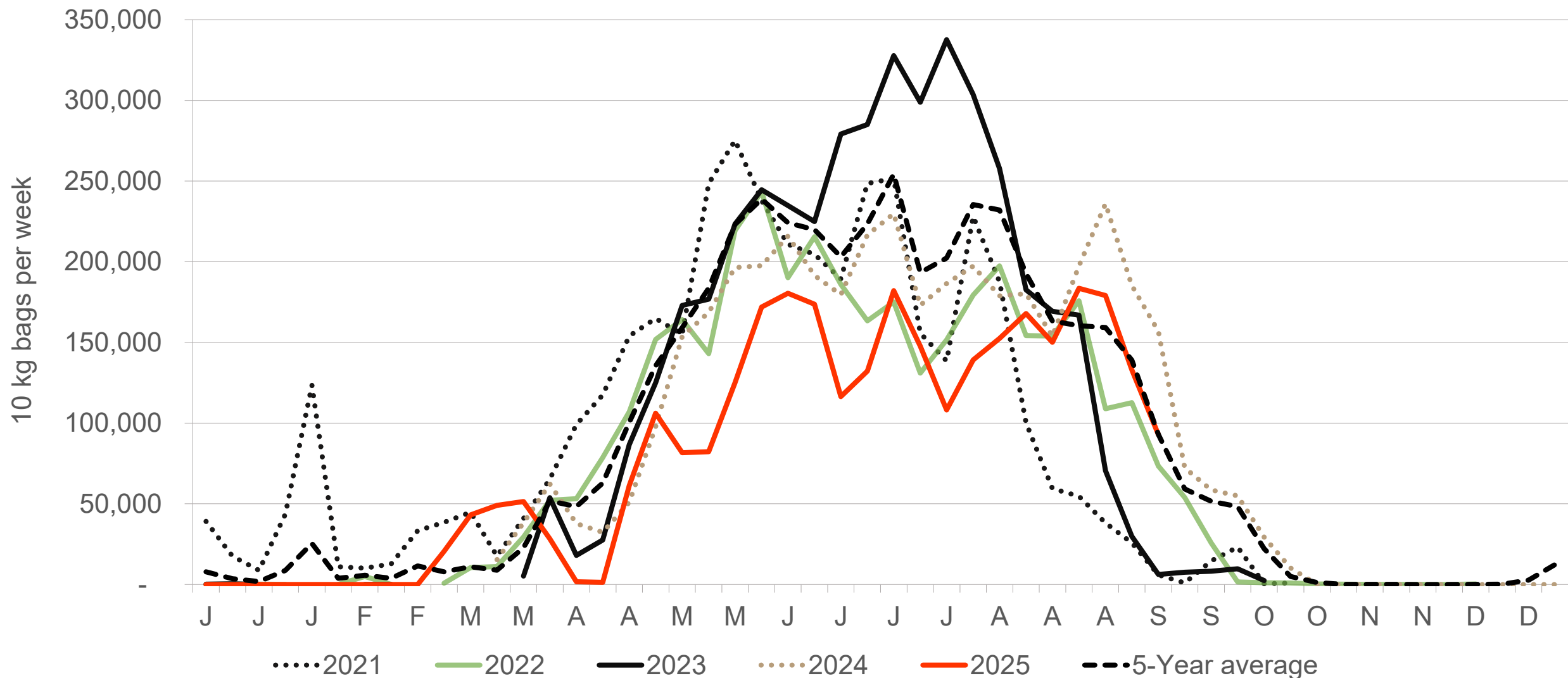
# Eastern Free State: Amount of 10 kg bags per week sold on FPMs (all classes)



Sold 6% bags **more** than the first 37 weeks of 2024 and 211,560 **more** than the 5-year average (2020 to 2024) of the first 37 weeks of each year.

*Data disclaimer: Potatoes SA does not take responsibility for the accuracy or interpretation of company data re-purposed by 3rd parties*

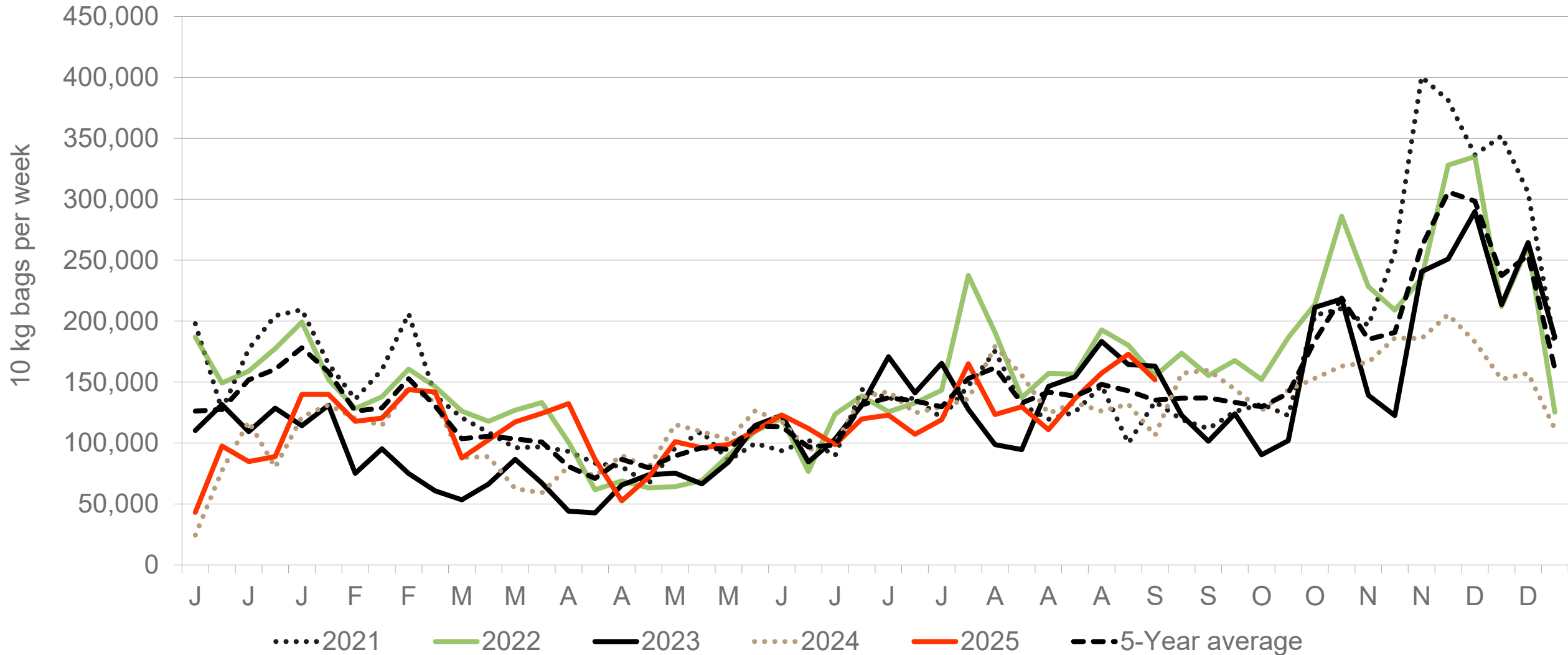
# Northern Cape: Amount of 10 kg bags per week sold on FPMs (all classes)



Sold 22% bags **less** than the first 37 weeks of 2024 and 1,158,647 bags **less** than the 5-year average (2020 to 2024) of the first 37 weeks of each year.

*Data disclaimer: Potatoes SA does not take responsibility for the accuracy or interpretation of company data re-purposed by 3rd parties*

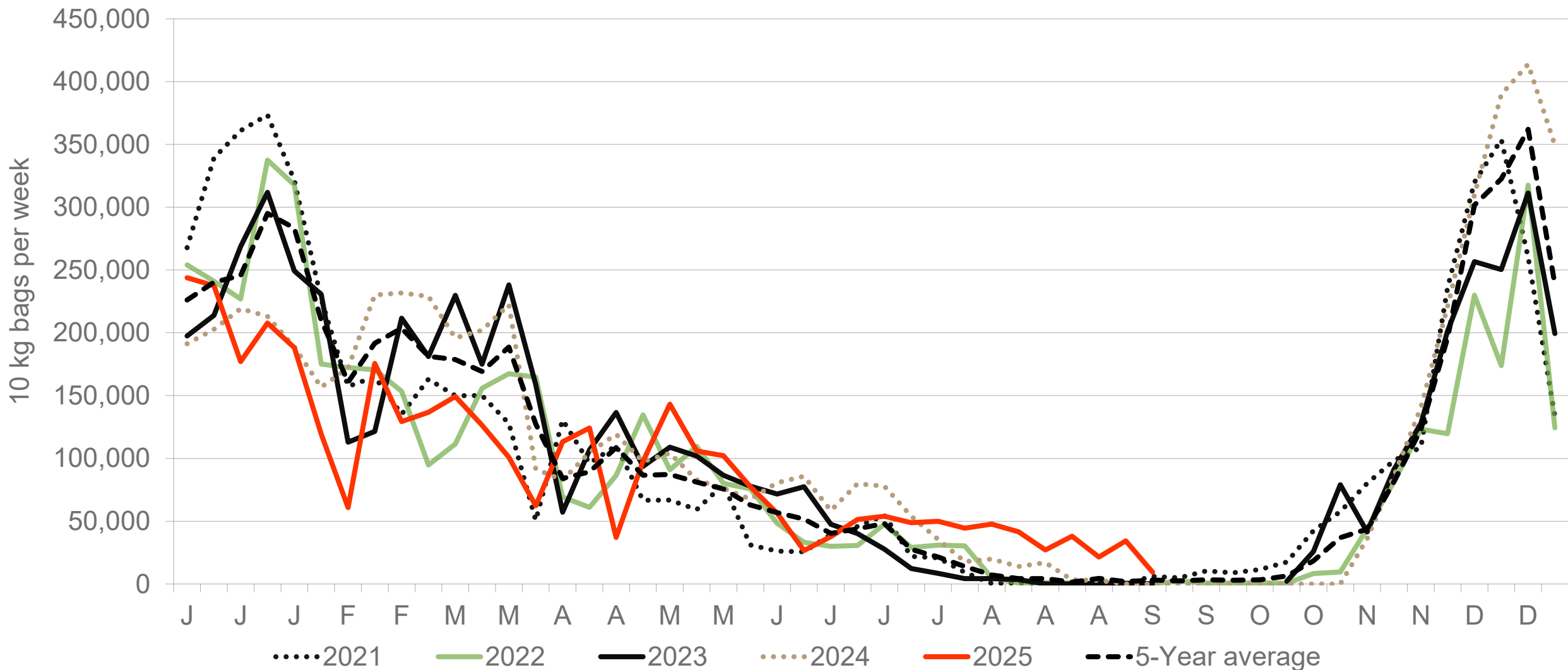
# Sandveld: Amount of 10 kg bags per week sold on FPMs (all classes)



Sold 4% bags **more** than the first 37 weeks of 2024 and 310,819 bags **less** than the 5-year average (2020 to 2024) of the first 37 weeks of each year.

*Data disclaimer: Potatoes SA does not take responsibility for the accuracy or interpretation of company data re-purposed by 3rd parties*

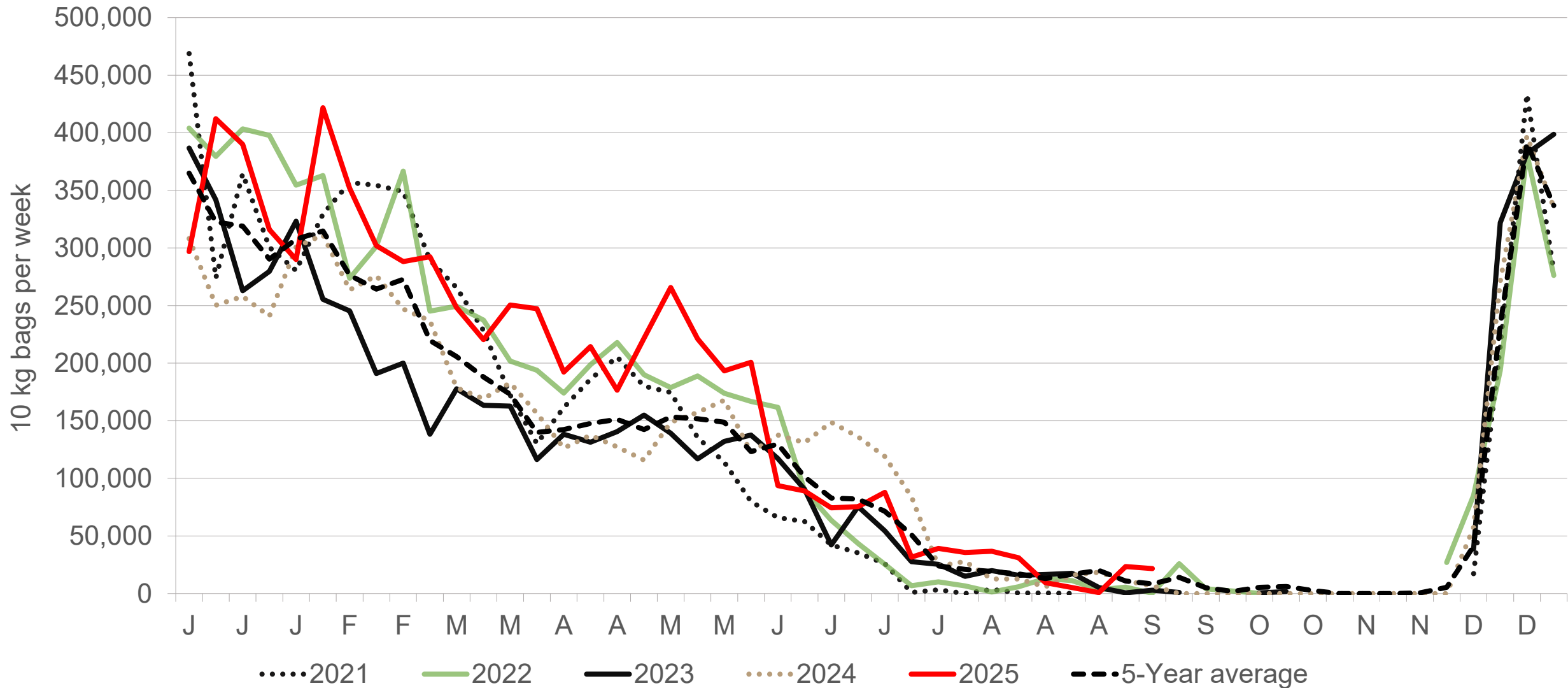
# KwaZulu-Natal: Amount of 10 kg bags per week sold on FPMs (all classes)



Sold 13% bags **less** than the first 37 weeks of 2024 and 402,605 bags **less** than the 5-year average (2020 to 2024) of the first 37 weeks of each year.

*Data disclaimer: Potatoes SA does not take responsibility for the accuracy or interpretation of company data re-purposed by 3rd parties*

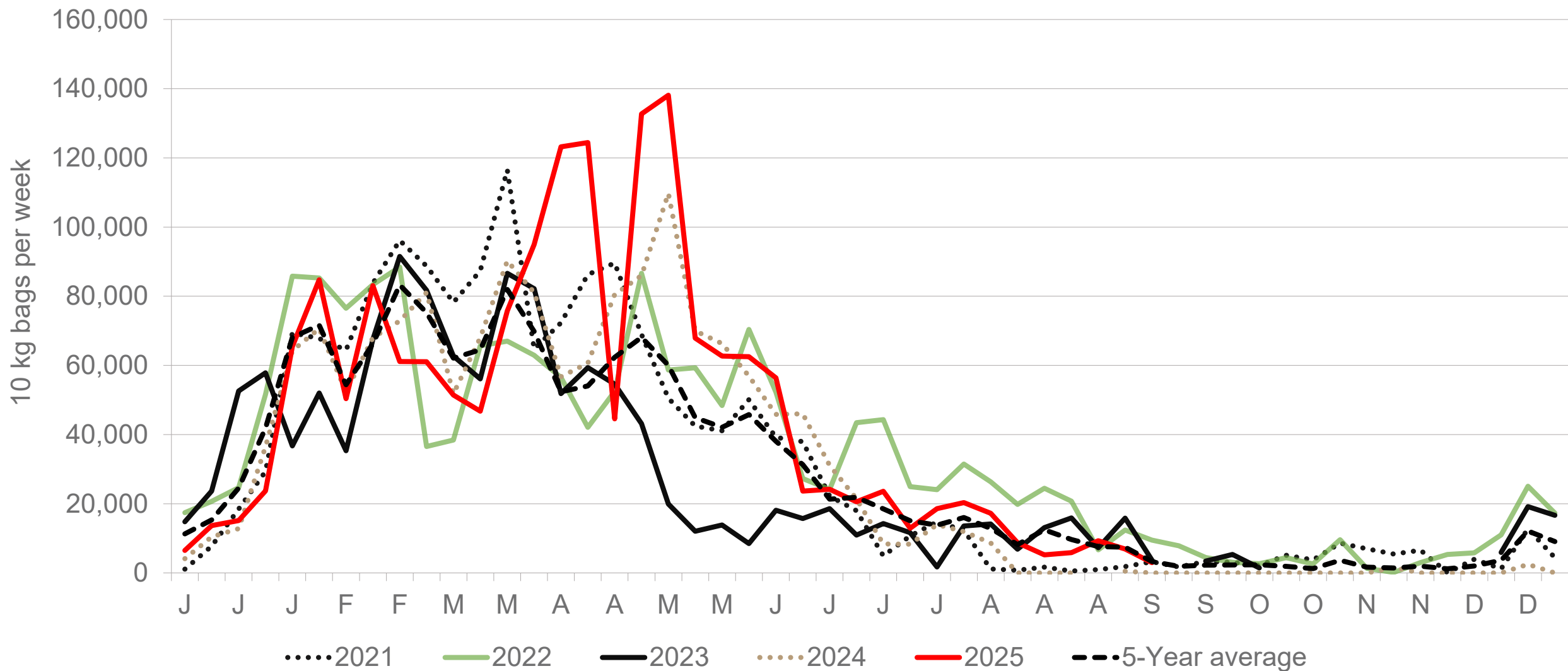
# North-West: Amount of 10 kg bags per week sold on FPMs (all classes)



Sold 24% bags **more** than the first 37 weeks of 2024 and 1,180,212 **more** than the 5-year average (2020 to 2024) of the first 37 weeks of each year.

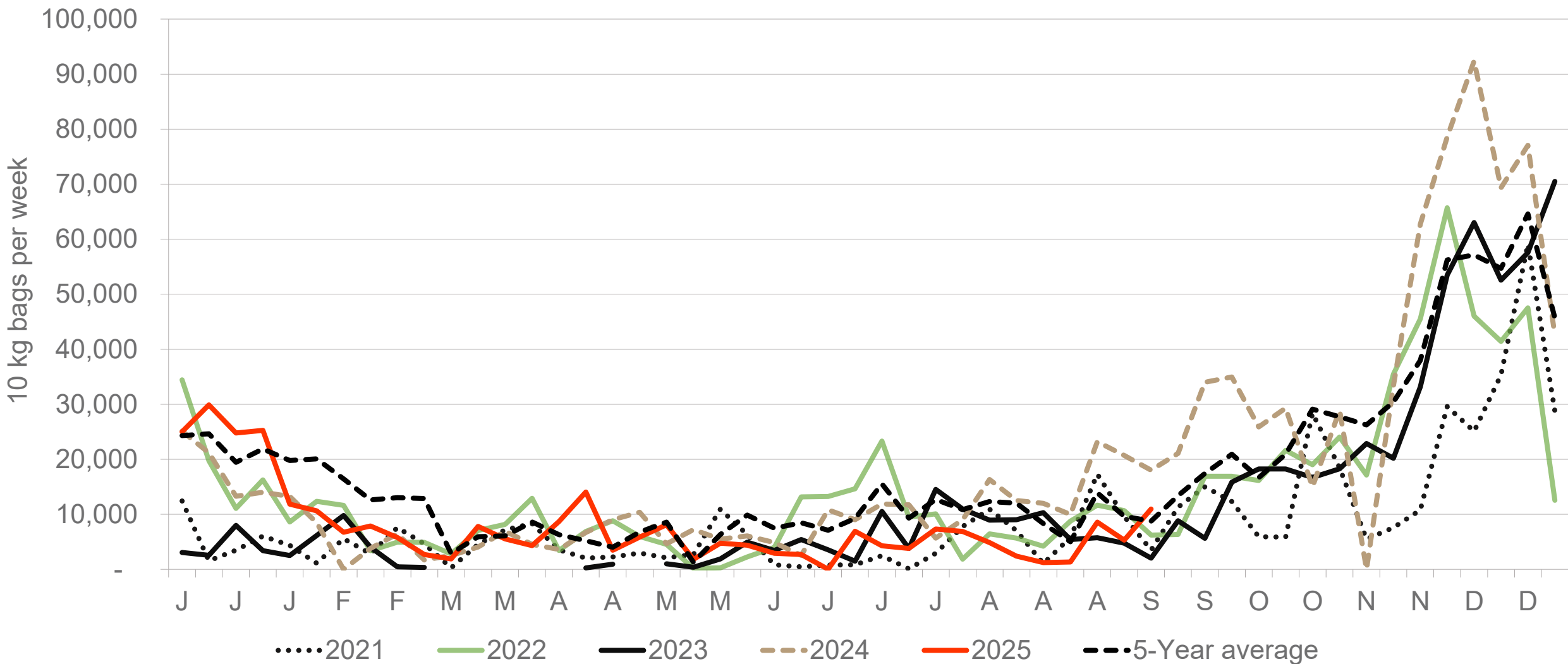
*Data disclaimer: Potatoes SA does not take responsibility for the accuracy or interpretation of company data re-purposed by 3rd parties*

# North Eastern Cape: Amount of 10 kg bags per week sold on FPMs (all classes)



Sold 13% bags more than the first 37 weeks of 2024 and 289,045 bags more than the 5-year average (2020 to 2024) of the first 37 weeks of each year.

# Eastern Cape: Amount of 10 kg bags per week sold on FPMs (all classes)



Sold 19% bags **less** than the first 37 weeks of 2024 and 65,534 bags **less** than the 5-year average (2020 to 2024) of the 37 weeks of each year.

*Data disclaimer: Potatoes SA does not take responsibility for the accuracy or interpretation of company data re-purposed by 3rd parties*

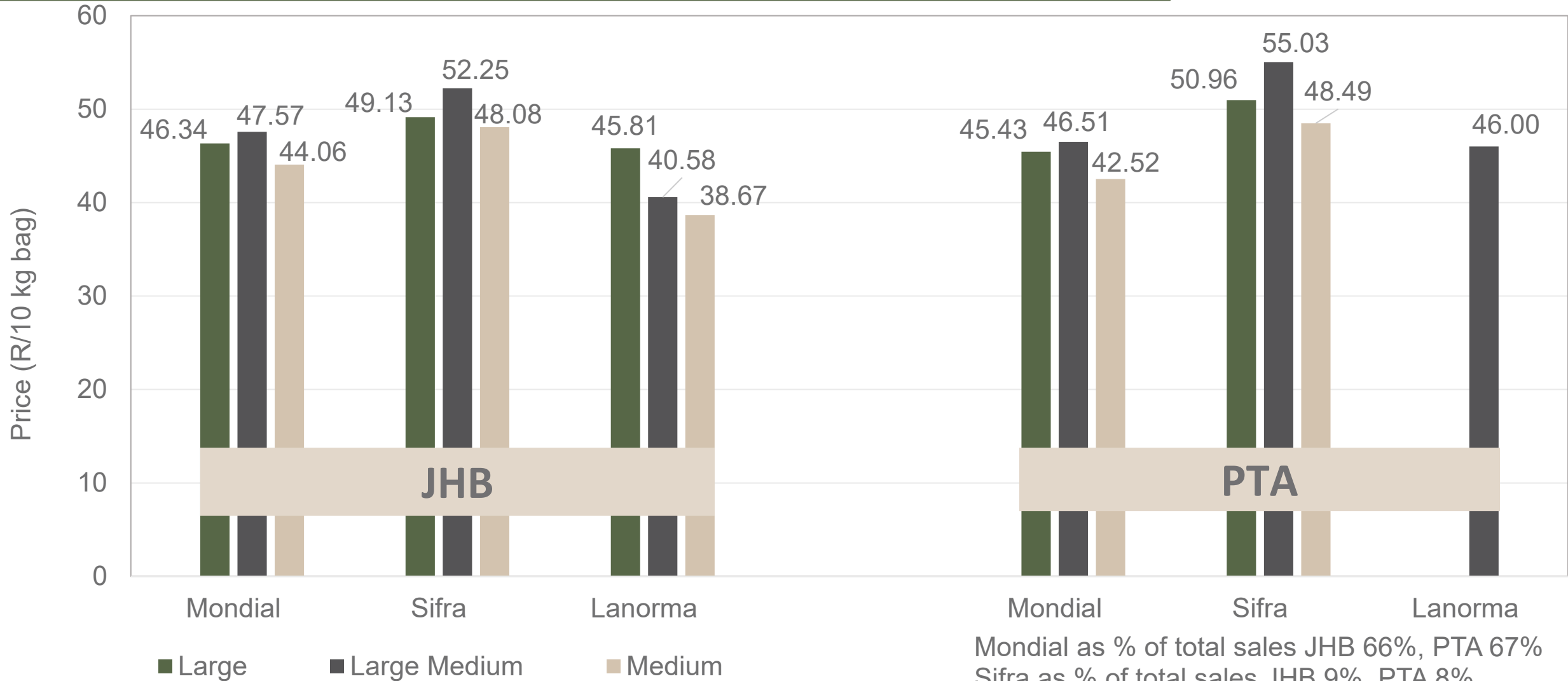
# Average weekly prices and volumes for 10 kg bags of potatoes sold on selected markets from selected production regions



Klas & Grootte	Limpopo								Western Free State				Sandveld		Eastern Free State				Northern Cape		All Regions	
	JOH		PRE		DUR		SPR		JOH		PRE		CAP		JOH		PRE		JOH		All Markets	
	Volume	Prices	Volume	Prices	Volume	Prices	Volume	Prices	Volume	Prices	Volume	Prices	Volume	Prices	Volume	Prices	Volume	Prices	Volume	Prices	Volume	Prices
	10kg	R/10kg	10kg	R/10kg	10kg	R/10kg	10kg	R/10kg	10kg	R/10kg	10kg	R/10kg	10kg	R/10kg	10kg	R/10kg	10kg	R/10kg	10kg	R/10kg	10kg	R/10kg
1L	181 793	47.20	94 510	46.39	13 938	57.39	23 931	48.87	2 661	43.77	3 102	39.81	23 140	49.39	27 596	38.25	4 049	33.57	2 499	43.70	455 800	47.23
1L/M	141 774	48.79	72 221	48.18	24 616	55.68	19 292	48.44	5 824	43.00	6 300	41.63	32 168	46.39	17 552	39.02	3 655	32.64	7 836	38.70	404 548	47.82
1M	109 790	47.31	44 279	45.42	21 665	52.56	11 456	44.39	7 063	37.79	5 914	37.39	33 667	46.19	8 748	33.38	3 030	29.89	3 956	41.59	307 595	45.63
1S	31 135	29.13	8 819	26.21	4 792	37.44	6 649	26.70	2 014	23.48	1 626	19.83	13 069	29.57	3 407	18.97	904	13.28	1 250	24.50	87 887	27.83
1S/M	28 260	36.14	10 222	31.72	5 853	53.02	1 411	36.67	3 260	30.21	3 475	29.41	2 741	39.94	4 187	26.66	801	19.76	1 217	31.92	82 880	35.30
1XL	6 132	50.99	-	-	-	-	-	-	655	44.27	-	-	-	-	915	39.80	-	-	453	41.76	8 155	48.68
1XS	22 281	22.12	-	-	-	-	-	-	1 707	8.93	-	-	-	-	552	17.57	-	-	622	15.00	26 638	20.57
1XXS	-	-	-	-	-	-	-	-	-	-	-	-	-	-	-	-	-	-	-	-	-	-
2L	36 357	39.49	21 029	39.89	1 694	53.02	7 589	42.03	8 339	36.26	8 223	38.46	9 104	39.61	9 346	30.26	5 172	32.11	4 145	37.25	152 849	39.30
2L/M	19 968	37.48	12 700	40.53	2 305	46.28	5 090	39.39	11 054	34.48	6 975	37.21	9 462	37.40	2 891	32.89	1 039	26.30	2 513	38.07	110 028	38.01
2M	13 169	35.51	8 239	36.73	3 375	45.49	1 312	39.15	5 912	30.02	5 558	34.22	10 158	34.81	3 318	27.97	1 409	24.19	2 349	33.63	85 862	33.69
2S	2 369	22.37	843	22.63	578	35.67	308	21.43	1 606	15.99	1 528	15.07	3 712	25.67	144	11.53	344	9.52	213	20.35	18 133	21.00
2S/M	2 144	27.27	1 677	21.60	1 285	32.47	360	35.55	3 309	16.66	3 340	22.75	206	30.54	2 463	21.11	413	17.65	1 482	24.36	25 293	23.21
2XL	849	38.64	-	-	-	-	-	-	481	43.36	-	-	-	-	920	36.46	-	-	-	-	2 250	38.76
2XS	-	-	-	-	-	-	-	-	-	-	-	-	-	-	-	-	-	-	-	-	924	7.73
2XXS	-	-	-	-	-	-	-	-	-	-	-	-	-	-	-	-	-	-	-	-	-	-
3L	5 367	32.02	2 174	33.85	1	40.00	529	39.34	1 100	25.80	4 697	30.03	1 814	38.84	1 460	18.67	642	23.17	2 607	27.97	35 577	30.85
3L/M	4 625	32.08	1 933	31.74	84	90.00	330	30.00	1 626	21.66	5 766	30.24	-	-	366	25.90	-	-	1 842	33.32	29 685	30.09
3M	9 144	28.56	4 396	29.49	325	38.49	1 296	36.76	2 118	17.18	3 121	28.01	768	28.56	2 060	15.45	1 265	16.30	2 634	22.95	44 286	25.60
3S/M	-	-	-	-	-	-	-	-	-	-	651	21.62	-	-	-	-	110	17.36	431	23.66	6 954	18.88
3XS	-	-	-	-	-	-	-	-	-	-	-	-	-	-	-	-	-	-	-	-	574	10.13
3XXS	-	-	-	-	-	-	-	-	-	-	-	-	-	-	-	-	-	-	-	-	-	-
4L	-	-	110	35.00	-	-	326	34.51	-	-	330	28.33	-	-	-	-	32	20.00	-	-	2 396	23.03
4L/M	-	-	-	-	-	-	-	-	-	-	-	-	-	-	-	-	-	-	-	-	1 080	22.87
4M	-	-	220	20.48	-	-	-	-	-	-	990	21.74	-	-	-	-	8	10.00	-	-	3 347	23.05
4S	-	-	-	-	-	-	-	-	-	-	440	9.60	-	-	-	-	-	-	-	-	440	9.60
4S/M	-	-	-	-	-	-	-	-	-	-	-	-	-	-	-	-	-	-	-	-	165	13.24
Total	615 157	43.57	287 230	43.51	82 937	51.66	80 588	43.84	58 839	32.07	62 964	32.82	151 869	40.70	86 547	33.34	22 873	28.41	41 527	33.25	1 924 546	41.27

Data disclaimer: Potatoes SA does not take responsibility for the accuracy or interpretation of company data re-purposed by 3rd parties

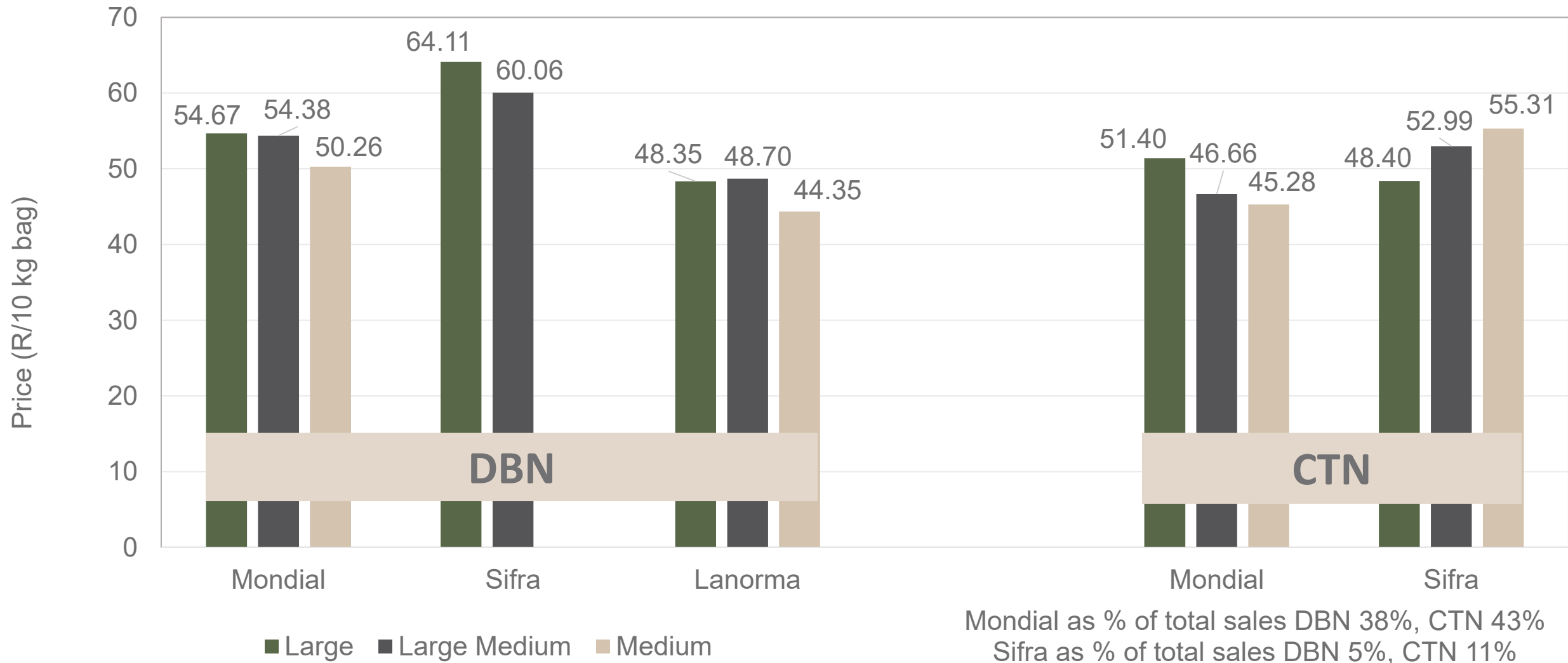
# PTA & JHB markets: Average Prices - Different Sizes (only 10 kg bags)



Mondial as % of total sales JHB 66%, PTA 67%  
 Sifra as % of total sales JHB 9%, PTA 8%  
 Lanorma as % of total sales JHB 4%, PTA 1%

*Data disclaimer: Potatoes SA does not take responsibility for the accuracy or interpretation of company data re-purposed by 3rd parties*

# DBN & CTN markets: Average Prices - Different Sizes (only 10 kg bags)




Mondial as % of total sales DBN 38%, CTN 43%  
 Sifra as % of total sales DBN 5%, CTN 11%  
 Lanorma as % of total sales DBN 18%, CTN 0%


# Thank you for your time

Feel free to contact us

 [Dikgetho@potatoes.co.za](mailto:Dikgetho@potatoes.co.za)

[Jodie@potatoes.co.za](mailto:Jodie@potatoes.co.za)


 +27 (0)12 349 1906

 6 De Havilland Crescent

Persequor Techno Park

Persequor Park

Pretoria

 [www.potatoes.co.za](http://www.potatoes.co.za)



Potatoes  
Aartappels SA