



Weekly Market Information

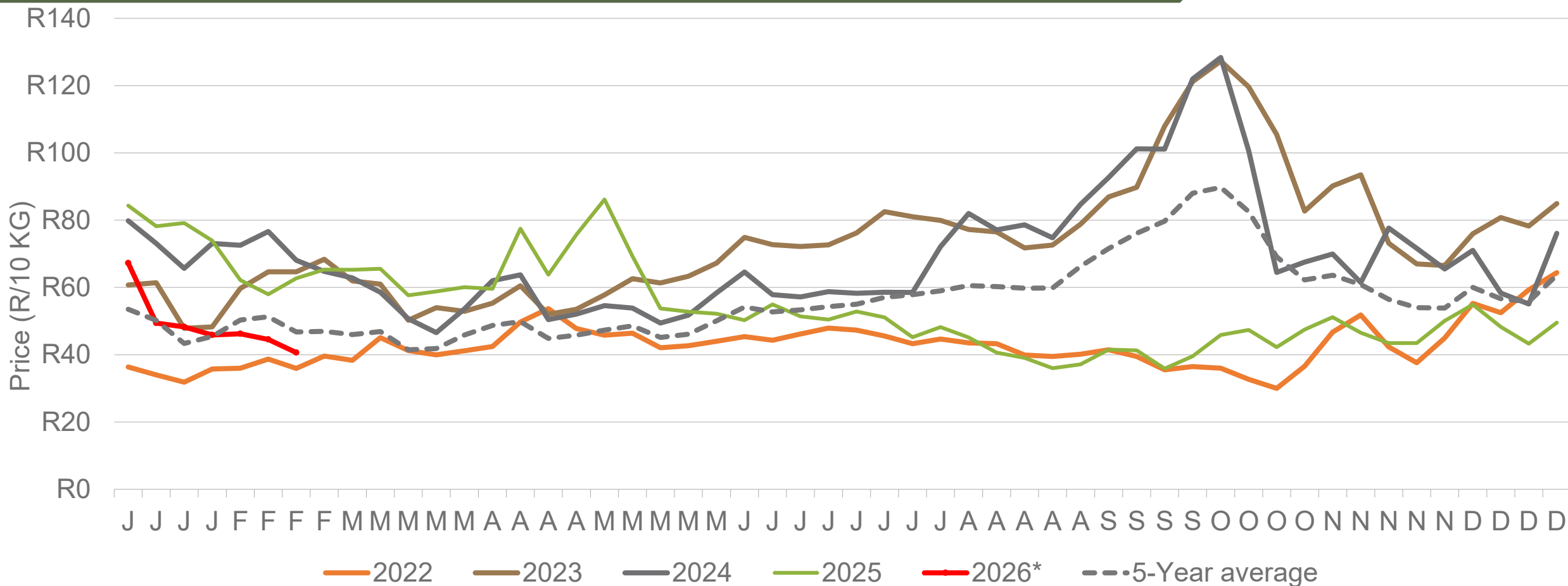
13 February 2026



**Potatoes
Aartappels SA**

www.potatoes.co.za



Average weekly price – all markets & all classes



Number of bags sold

16%

(Week on Week)



Average weekly price

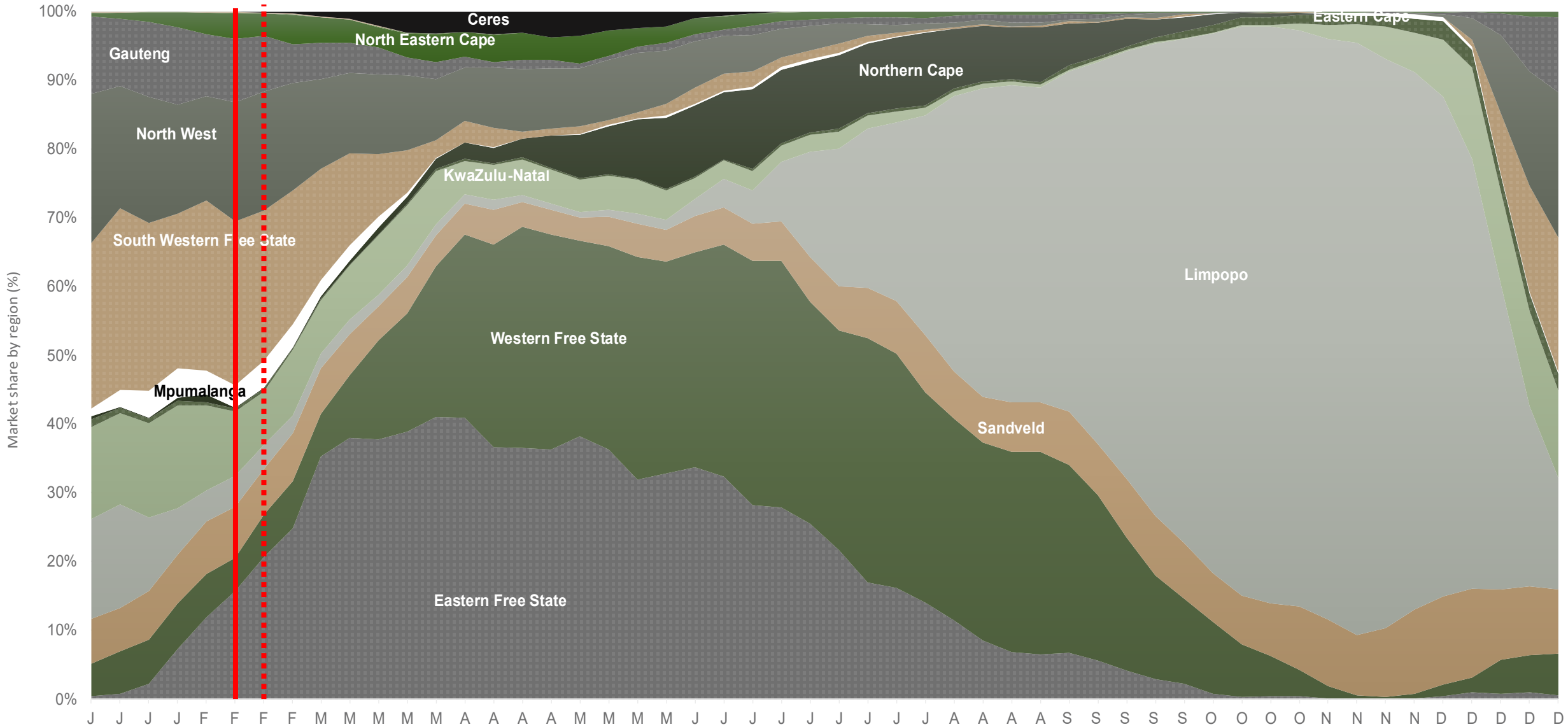
9%

(Week on week)



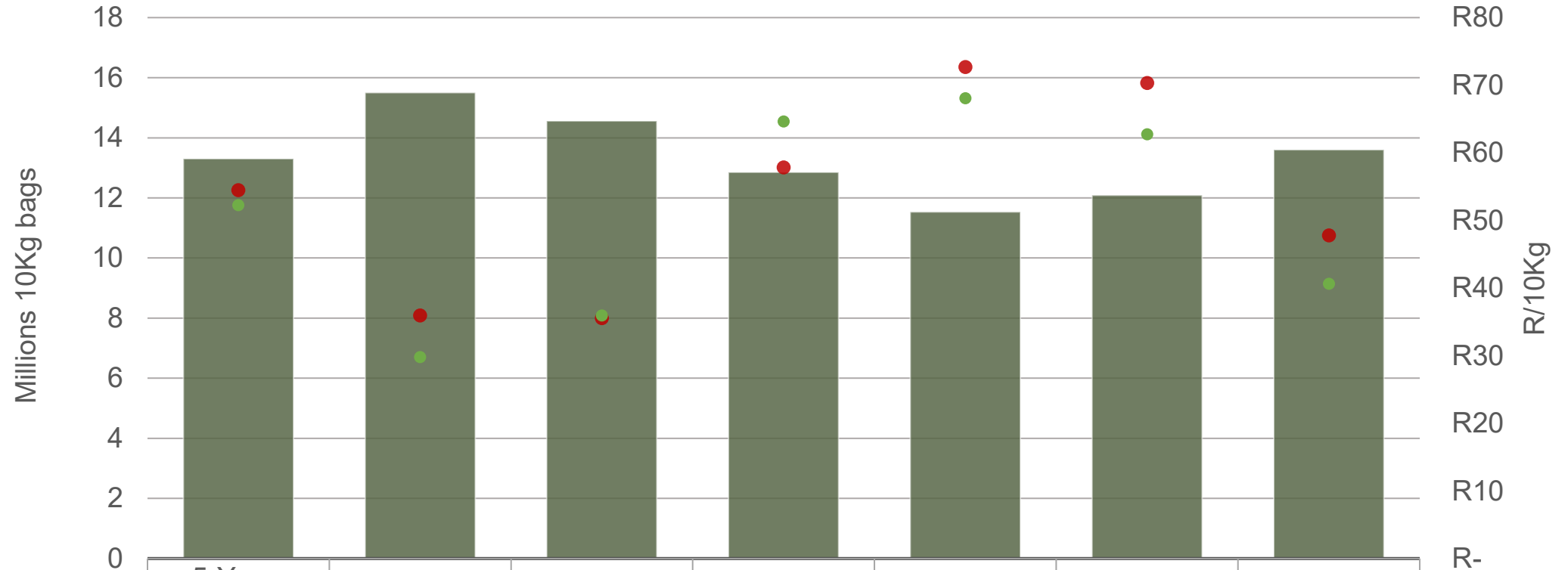
Data disclaimer: Potatoes SA does not take responsibility for the accuracy or interpretation of company data re-purposed by 3rd parties

Market share of regions on fresh produce markets 2021-2025



Data disclaimer: Potatoes SA does not take responsibility for the accuracy or interpretation of company data re-purposed by 3rd parties

Cumulative total number of 10 kg bags sold on markets

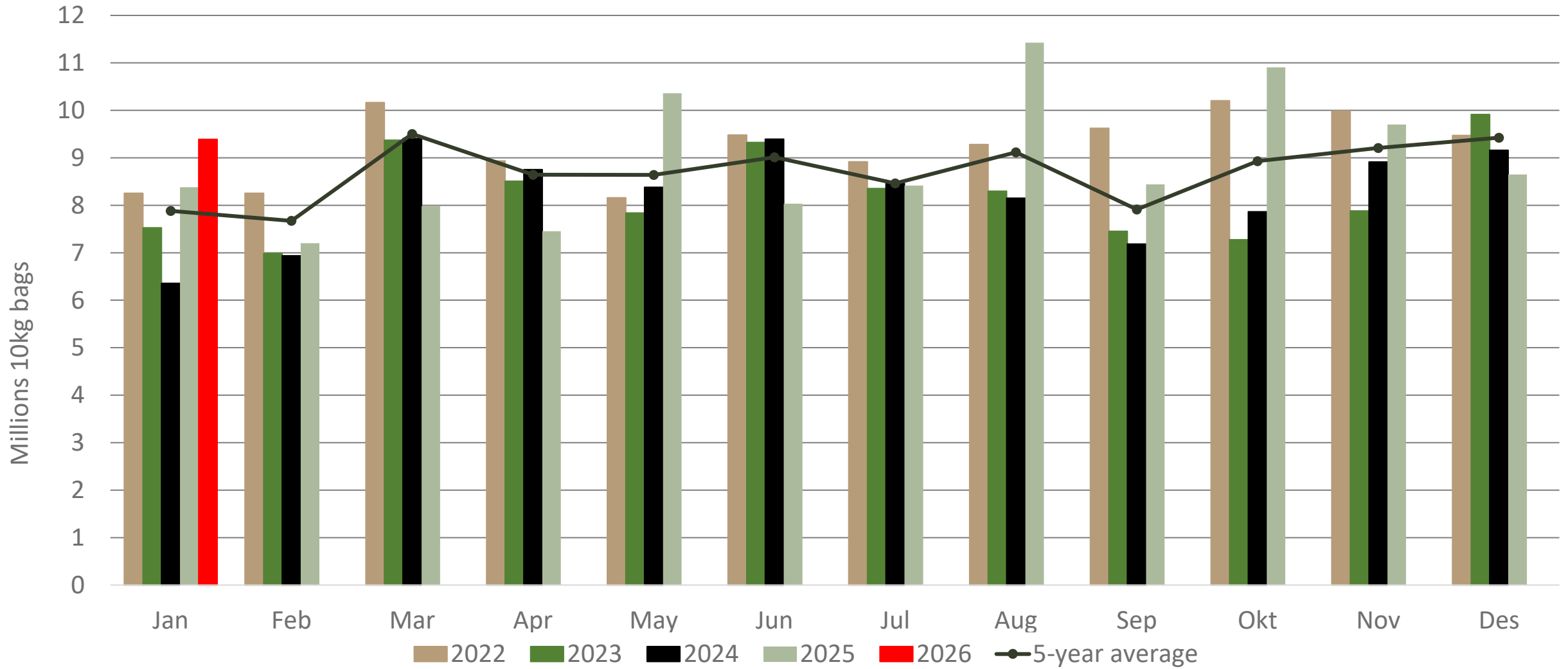


	5-Year average	2021	2022	2023	2024	2025	2026*
■ Number of bags sold (To Date)	13,307,747	15,505,527	14,557,454	12,856,264	11,534,781	12,084,707	13,602,646
● Average price (To Date)	R54.47	R35.95	R35.54	R57.83	R72.69	R70.34	R47.79
● Current Weeks Price	R52.24	R29.80	R35.94	R64.63	R68.09	R62.75	R40.64

Sold 294,899 bags **more** than the **5-year average** (2021 to 2025) of the first 7 weeks of 2026

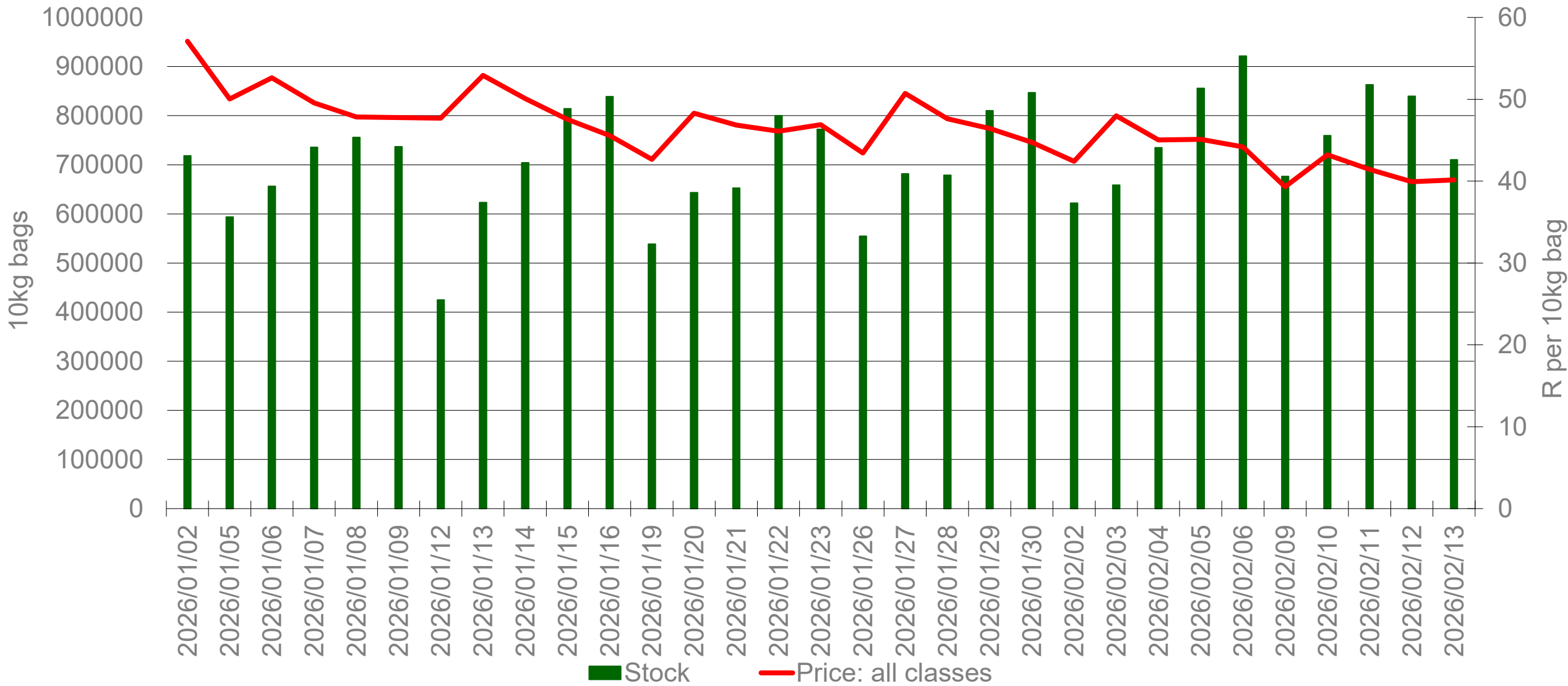
Data disclaimer: Potatoes SA does not take responsibility for the accuracy or interpretation of company data re-purposed by 3rd parties

Monthly sales volumes on markets: Potatoes



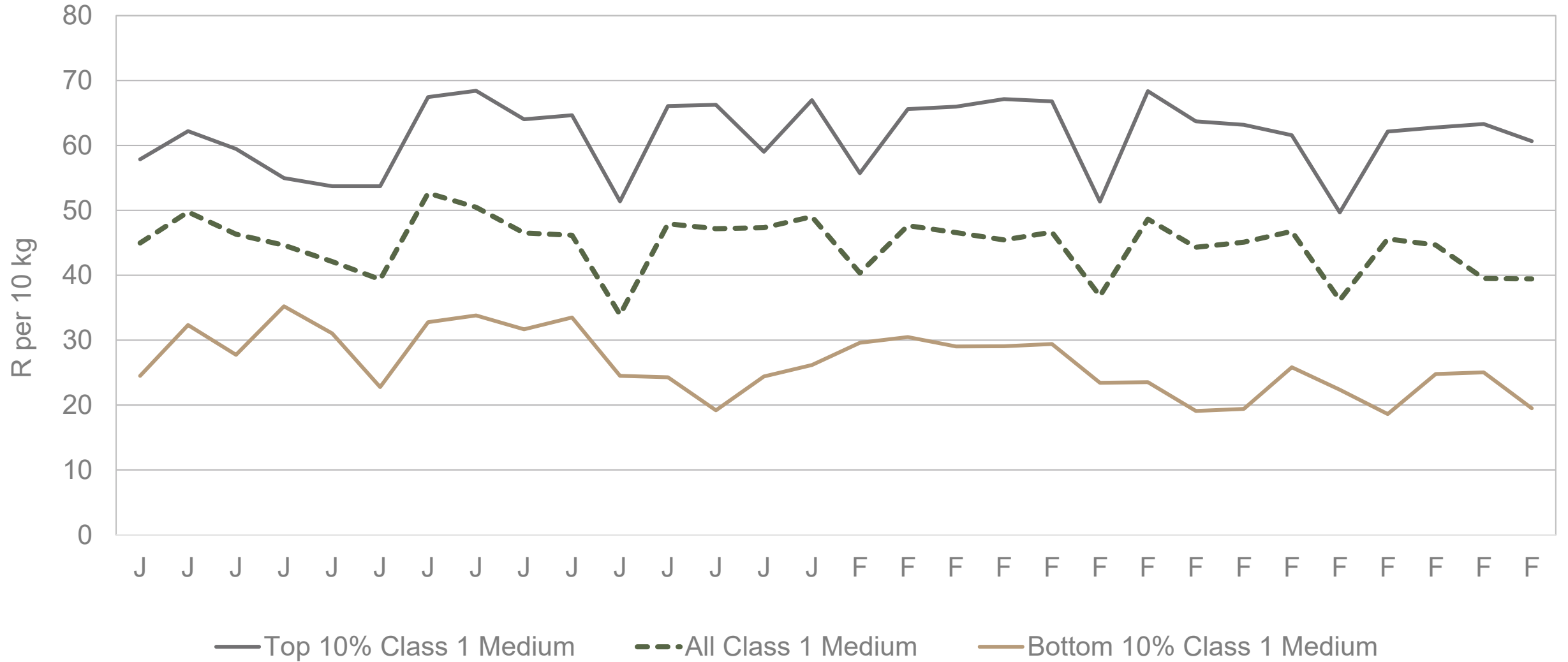
Data disclaimer: Potatoes SA does not take responsibility for the accuracy or interpretation of company data re-purposed by 3rd parties

RSA daily price versus daily available stocks (all classes & all sizes)



Data disclaimer: Potatoes SA does not take responsibility for the accuracy or interpretation of company data re-purposed by 3rd parties

JHB market daily : Top 10% versus bottom 10% prices – Class 1 Medium (since January 2026)



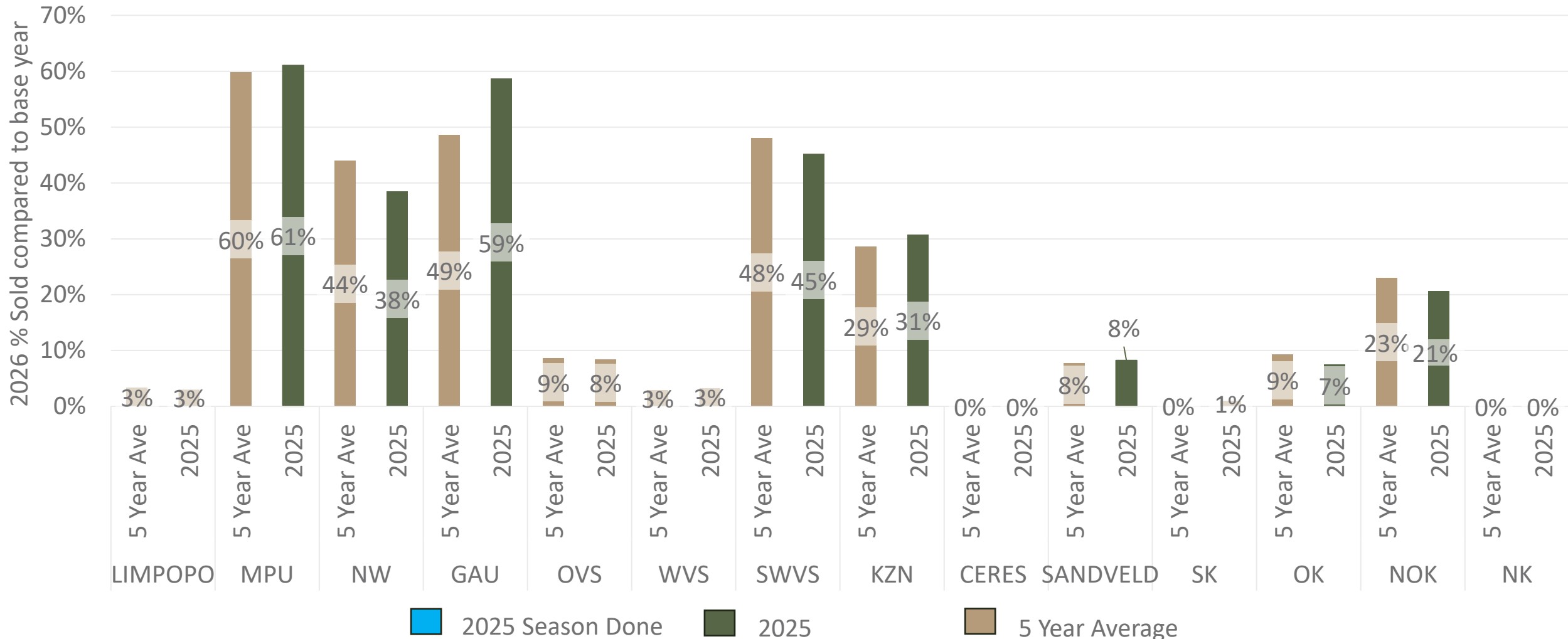
Data disclaimer: Potatoes SA does not take responsibility for the accuracy or interpretation of company data re-purposed by 3rd parties

FPM Sales pace comparison per region

2026 compared to 5-year average and 2025

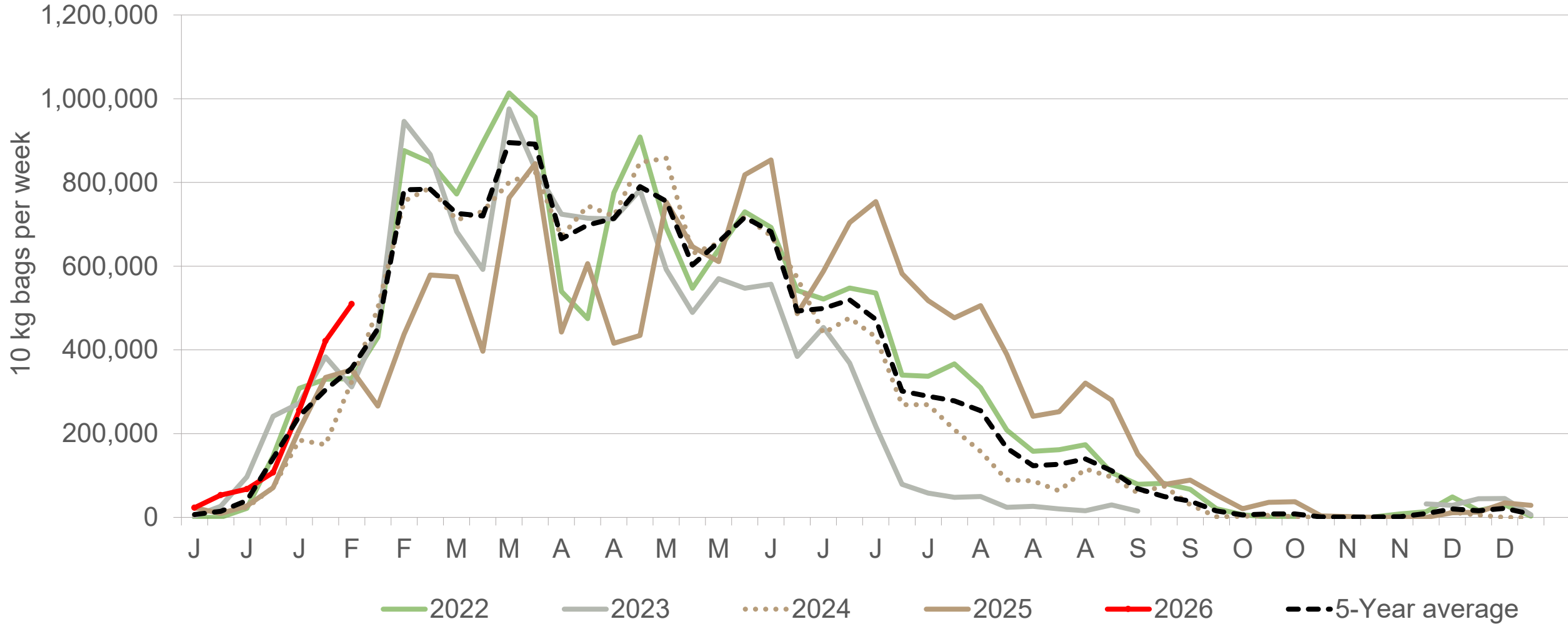


The *FPM Sales pace* compares the current year's cumulative volumes sold on the FPM with the previous year and the five-year average. Differences in these trends reflect variations in hectares planted, regional weather conditions, yield performance, and market timing. Blue indicates regions that are done delivering for this season. Seasons are based on calendar year.
Note: This comparison is based on total volumes sold, not on hectares planted



Data disclaimer: Potatoes SA does not take responsibility for the accuracy or interpretation of company data re-purposed by 3rd parties

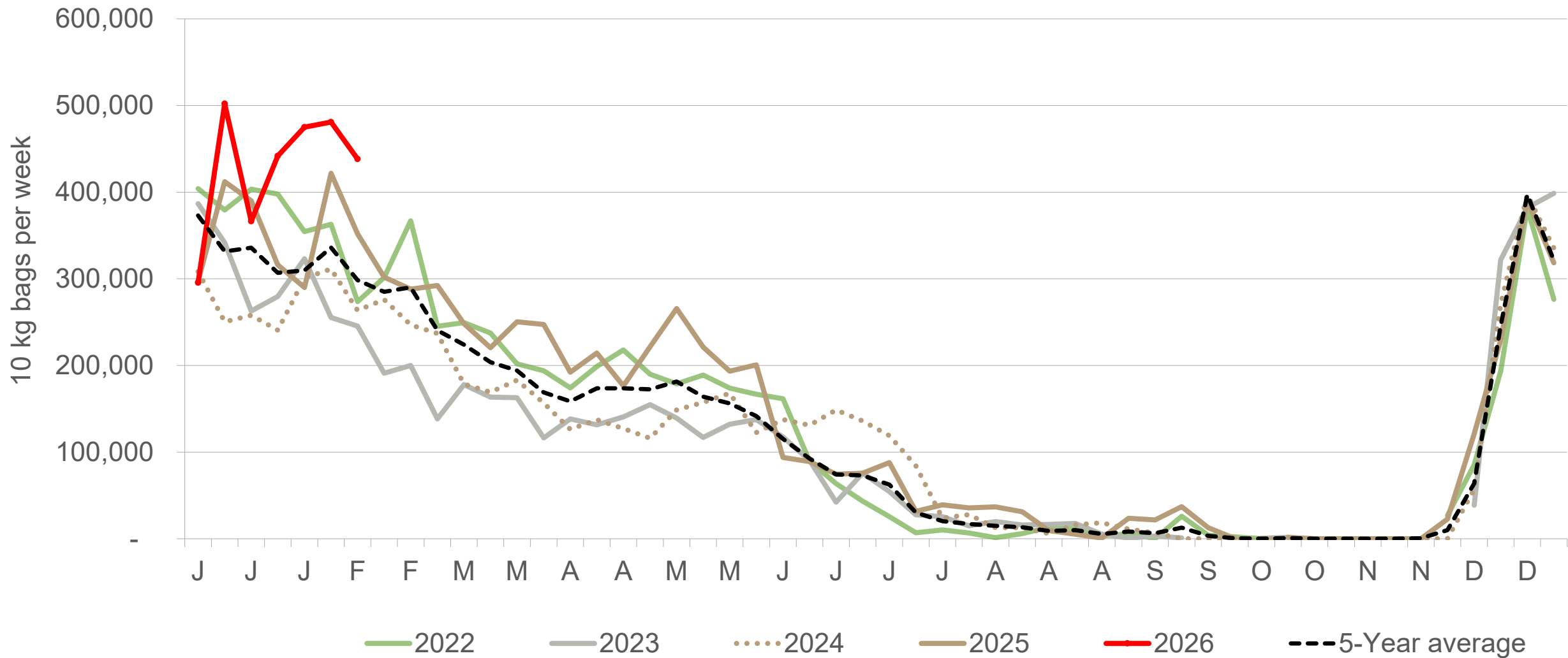
Eastern Free State: Amount of 10 kg bags per week sold on FPMs (all classes)



Sold 40% bags **more** than the first 7 weeks of 2025 and 332,535 **more** than the 5-year average (2021 to 2025) of the first 7 weeks of each year.

Data disclaimer: Potatoes SA does not take responsibility for the accuracy or interpretation of company data re-purposed by 3rd parties

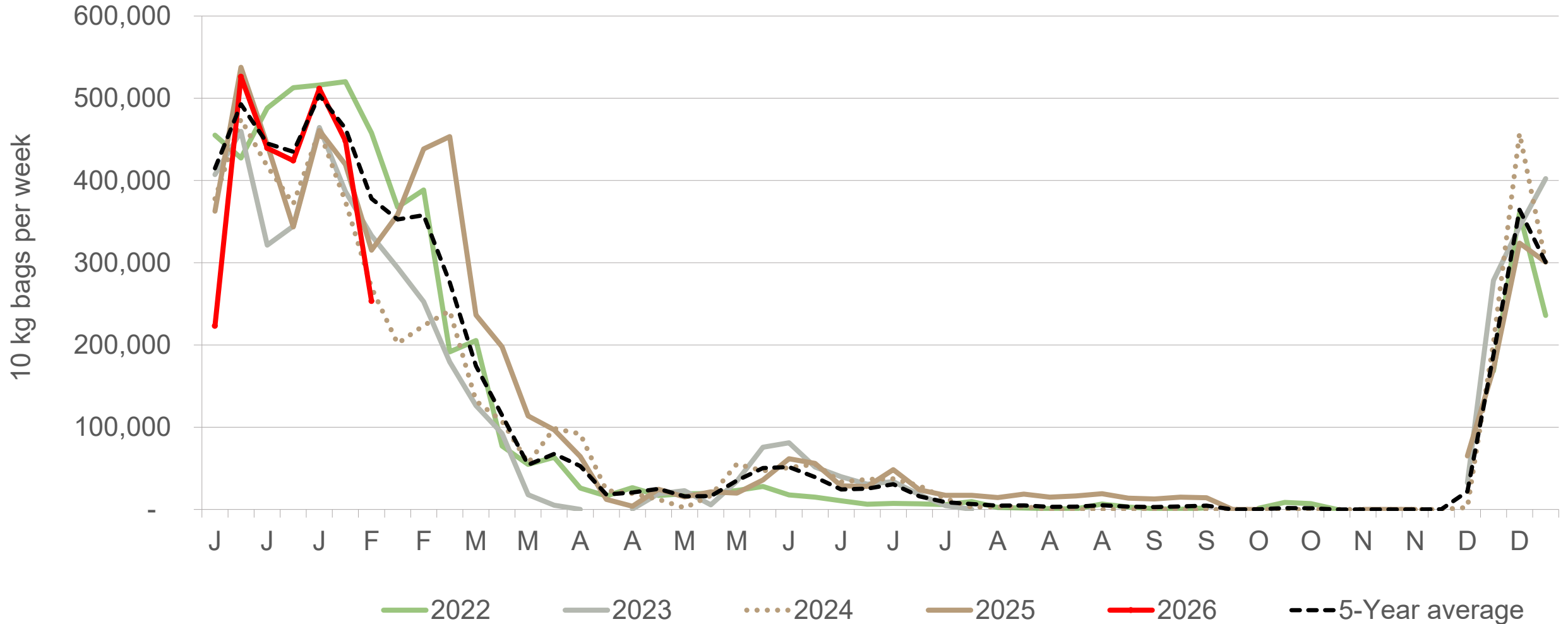
North-West: Amount of 10 kg bags per week sold on FPMs (all classes)



Sold 21% bags **more** than the first 7 weeks of 2025 and 708,795 **more** than the 5-year average (2021 to 2025) of the first 7 weeks of each year.

Data disclaimer: Potatoes SA does not take responsibility for the accuracy or interpretation of company data re-purposed by 3rd parties

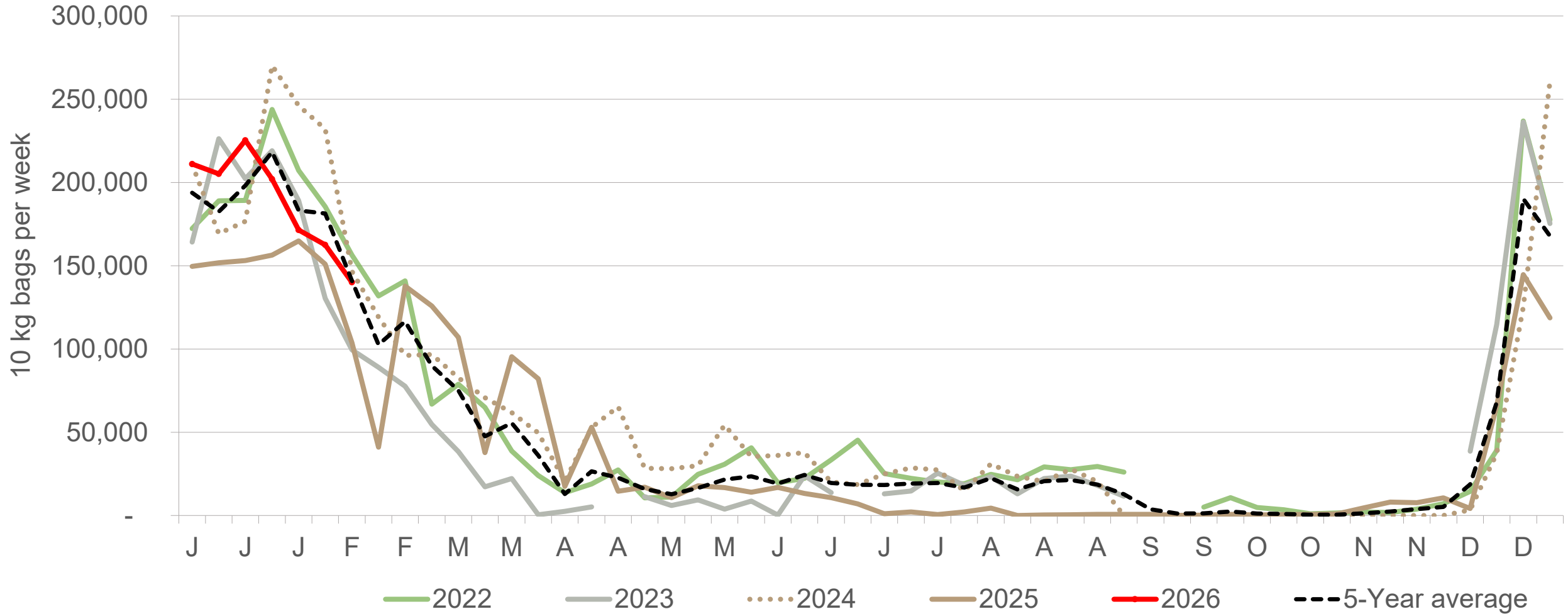
South Western Free State: Amount of 10 kg bags per week sold on FPMs (all classes)



Sold 2% bags **less** than the first 7 weeks of 2025 and 306,200 bags **less** than the 5-year average (2021 to 2025) of the first 7 weeks of each year.

Data disclaimer: Potatoes SA does not take responsibility for the accuracy or interpretation of company data re-purposed by 3rd parties

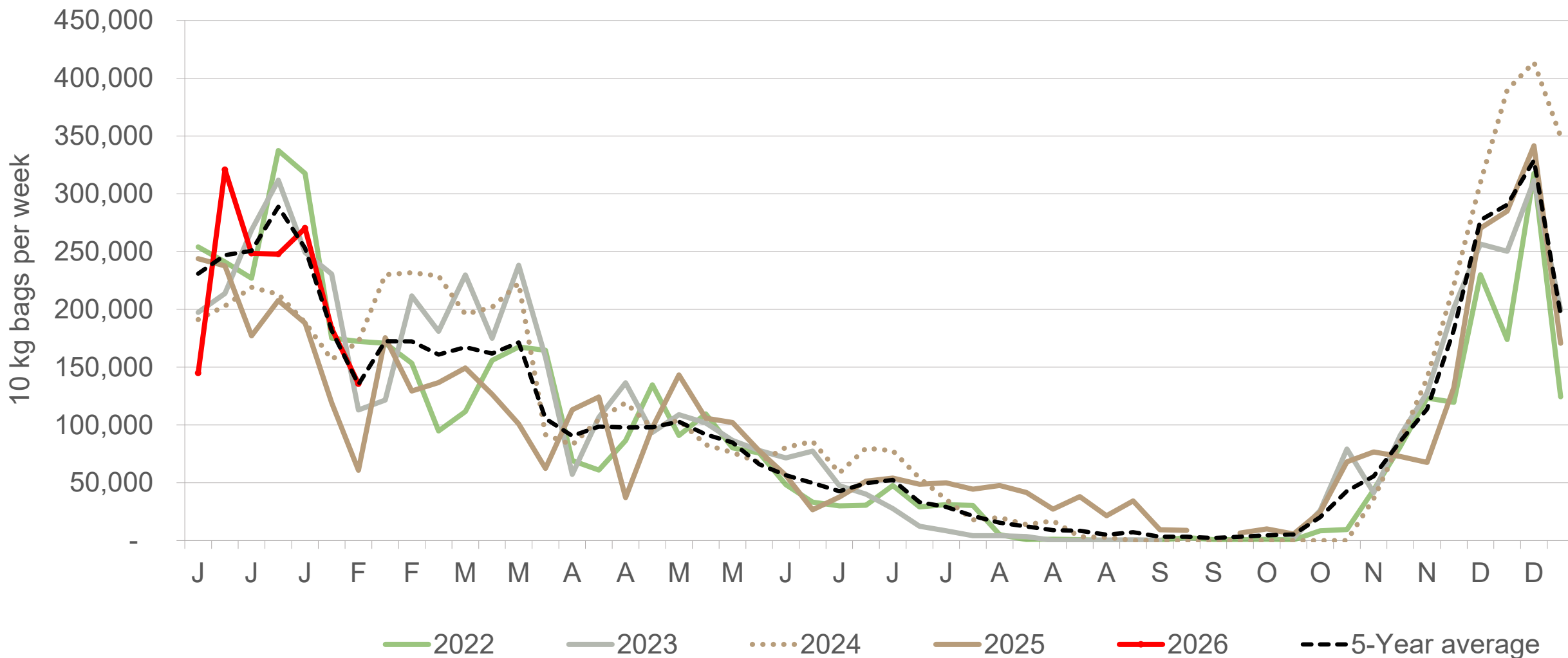
Gauteng: Amount of 10 kg bags per week sold on FPMs (all classes)



Sold 28% bags **more** than the first 7 weeks of 2025 and 19,365 bags **more** than the 5-year average (2021 to 2025) of the first 7 weeks of each year.

Data disclaimer: Potatoes SA does not take responsibility for the accuracy or interpretation of company data re-purposed by 3rd parties

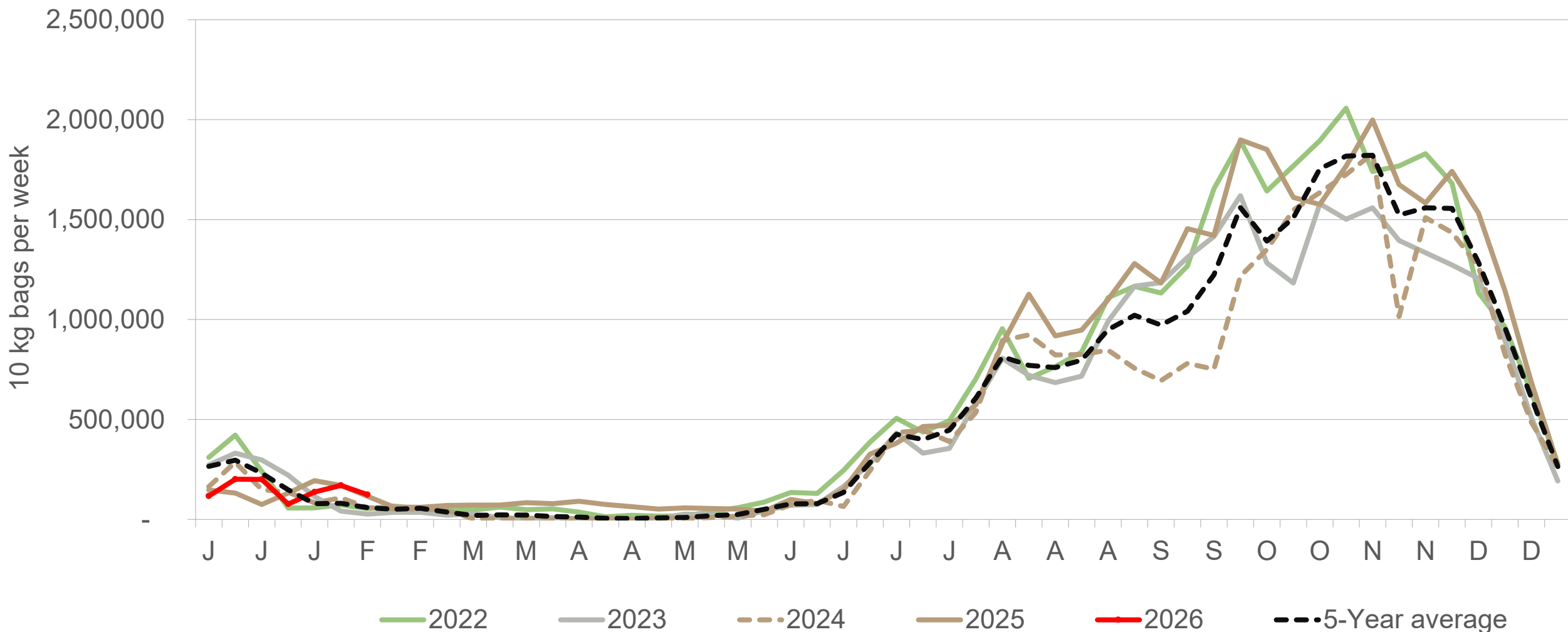
KwaZulu-Natal: Amount of 10 kg bags per week sold on FPMs (all classes)



Sold 26% bags **more** than the first 7 weeks of 2025 and 35,448 bags **less** than the 5-year average (2021 to 2025) of the first 7 weeks of each year.

Data disclaimer: Potatoes SA does not take responsibility for the accuracy or interpretation of company data re-purposed by 3rd parties

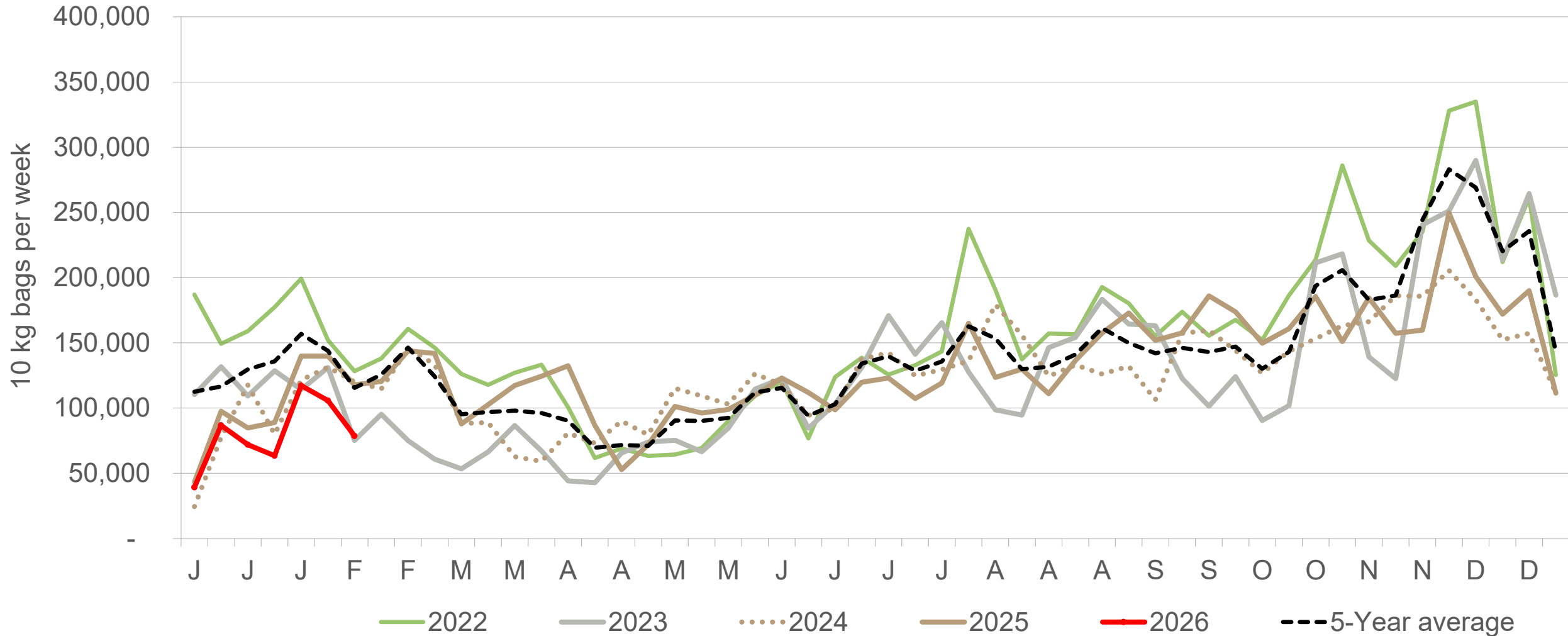
Limpopo: Amount of 10 kg bags per week sold on FPMs (all classes)



Sold 6% bags **more** than the first 7 weeks of 2025 and 70,243 bags **less** than the 5-year average (2021 to 2025) of the first 7 weeks of each year

Data disclaimer: Potatoes SA does not take responsibility for the accuracy or interpretation of company data re-purposed by 3rd parties

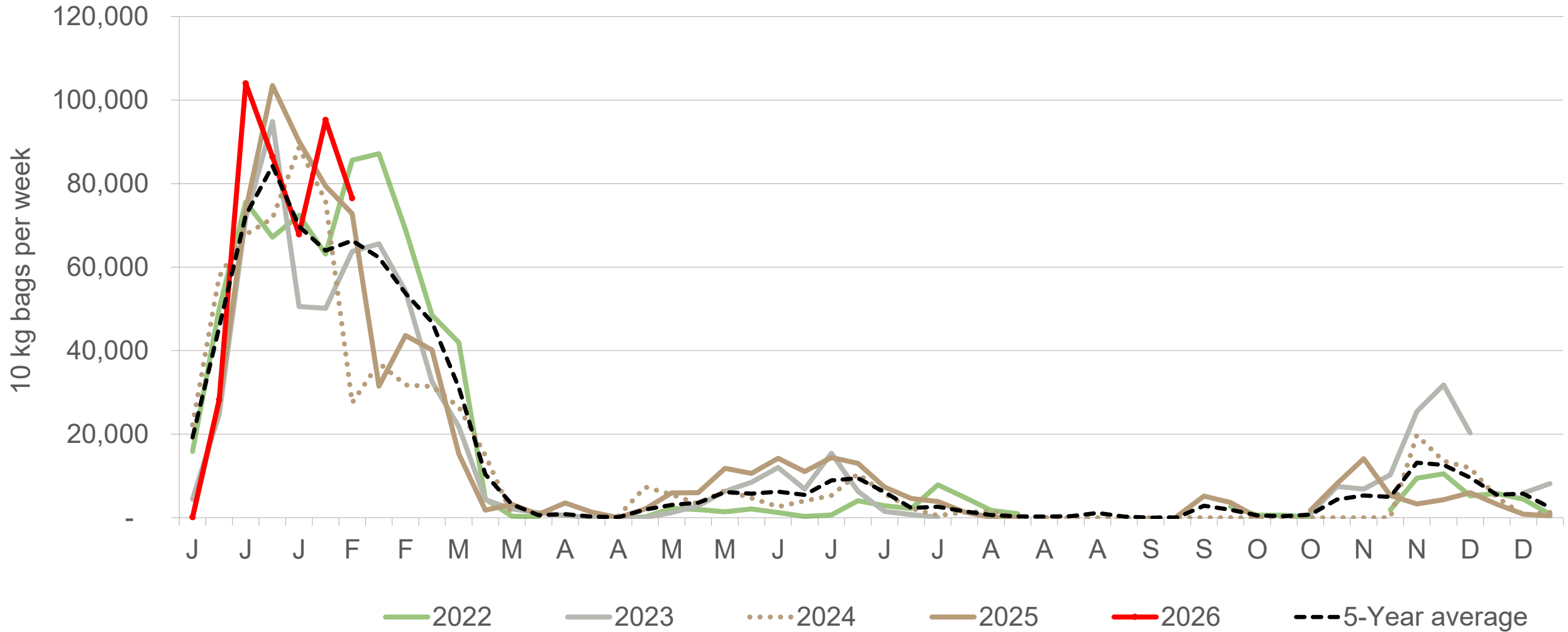
Sandveld: Amount of 10 kg bags per week sold on FPMs (all classes)



Sold 21% bags **less** than the first 7 weeks of 2025 and 347,916 bags **less** than the 5-year average (2021 to 2025) of the first 7 weeks of each year.

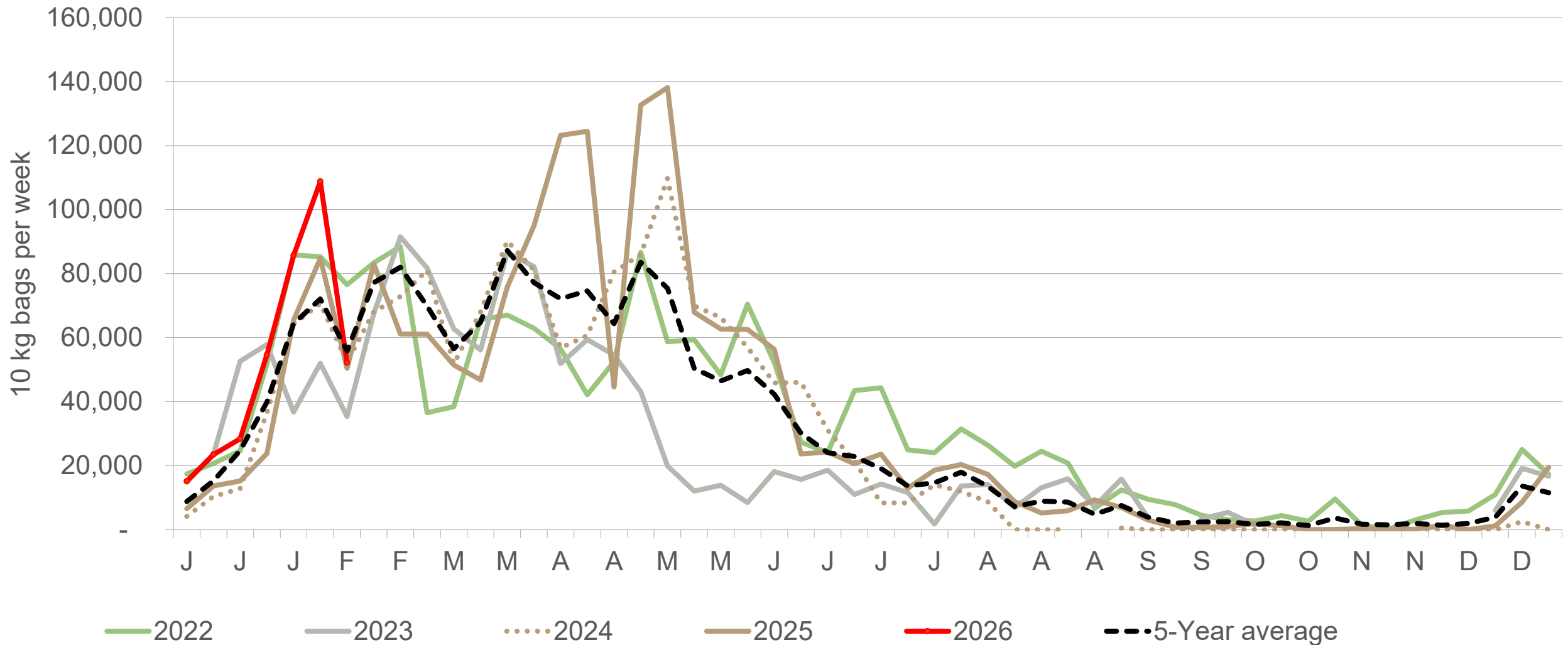
Data disclaimer: Potatoes SA does not take responsibility for the accuracy or interpretation of company data re-purposed by 3rd parties

Mpumalanga: Amount of 10 kg bags per week sold on FPMs (all classes)



Sold 3% bags **more** than the first 1 weeks of 2025 and 37,002 bags **more** than the 5-year average (2021 to 2025) of the 7 weeks of each year.

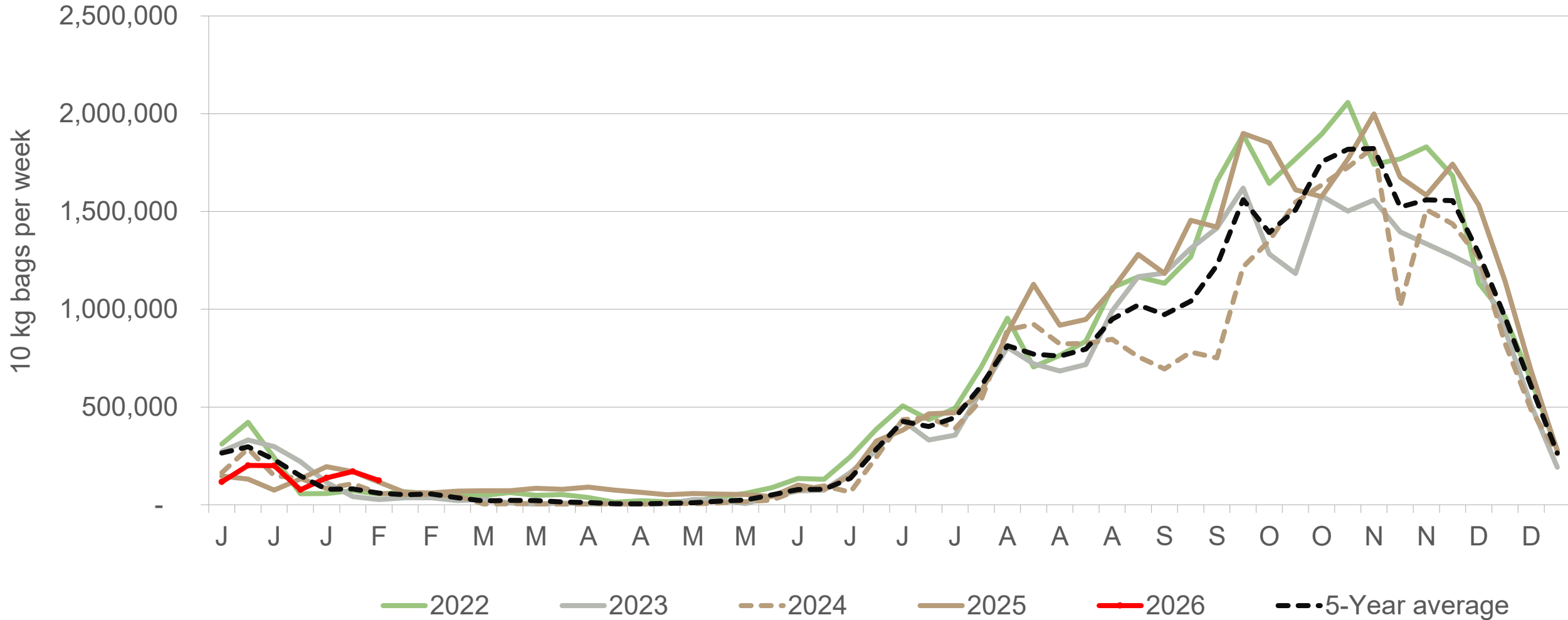
North Eastern Cape: Amount of 10 kg bags per week sold on FPMs (all classes)



Sold 42% bags **more** than the first 7 weeks of 2025 and 87,357 bags **more** than the 5-year average (2021 to 2025) of the first 7 weeks of each year.

Data disclaimer: Potatoes SA does not take responsibility for the accuracy or interpretation of company data re-purposed by 3rd parties

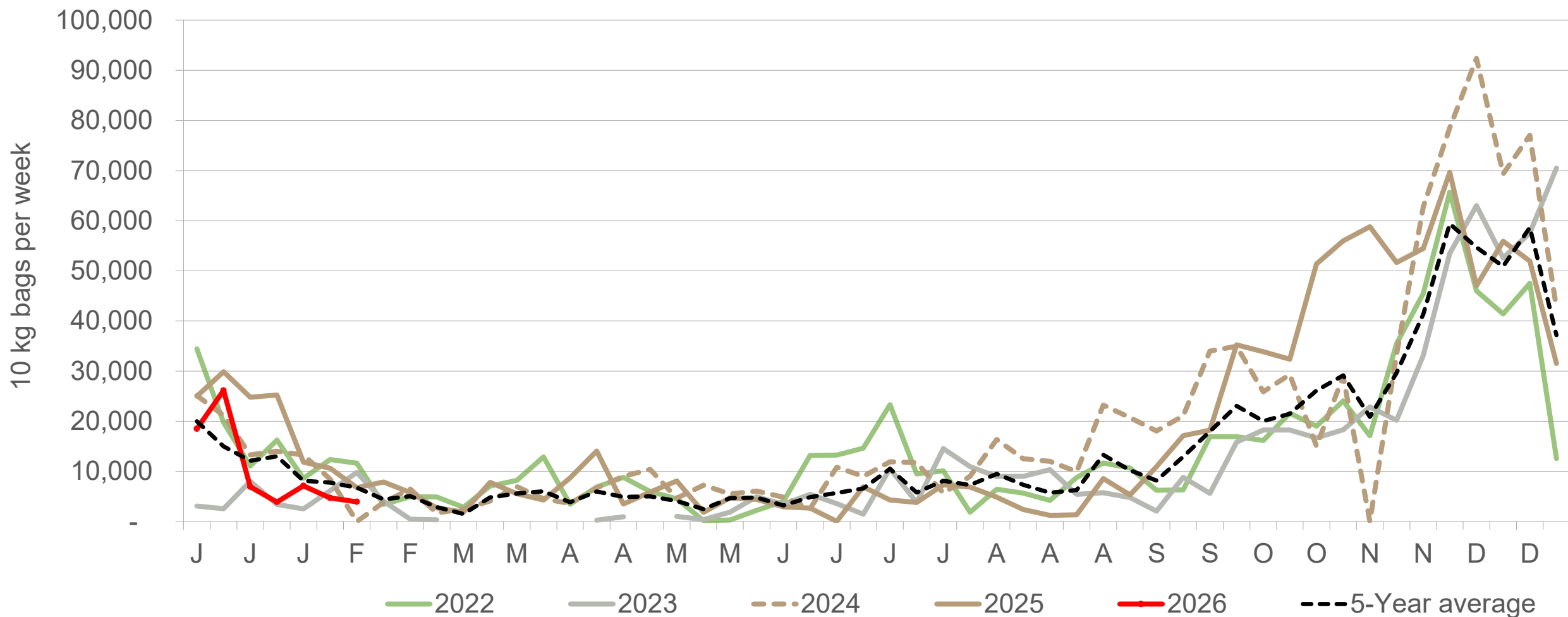
Western Free State : Amount of 10 kg bags per week sold on FPMs (all classes)



Sold 0% bags **less** than the first 7 weeks of 2025 and 258,246 bags **less** than the 5-year average (2021 to 2025) of the first 7 weeks of each year.

Data disclaimer: Potatoes SA does not take responsibility for the accuracy or interpretation of company data re-purposed by 3rd parties

Eastern Cape: Amount of 10 kg bags per week sold on FPMs (all classes)



Sold 47% bags **less** than the first 7 weeks of 2025 and 11,623 bags **less** than the 5-year average (2021 to 2025) of the 7 weeks of each year.

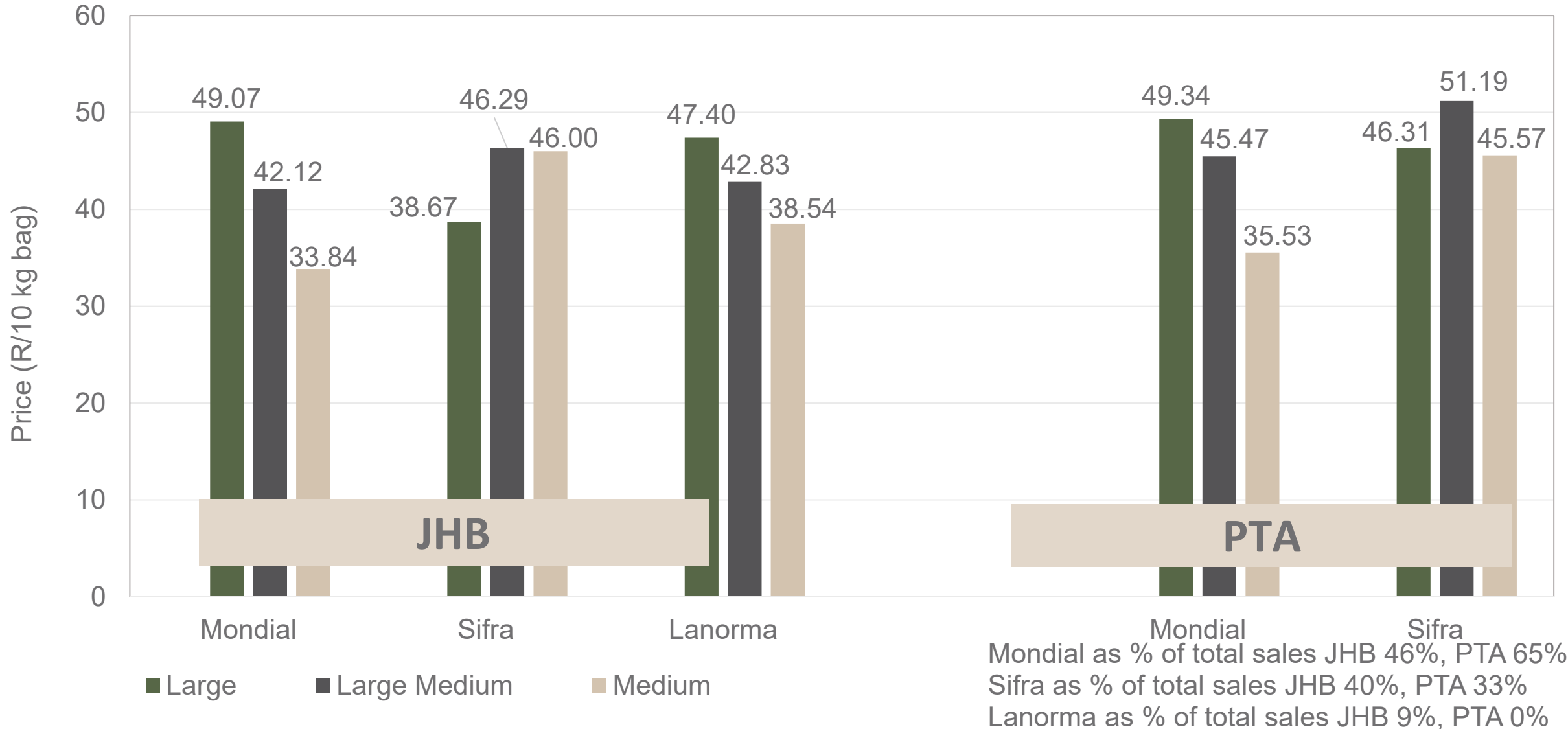
Average weekly prices and volumes for 10 kg bags of potatoes sold on selected markets from selected production regions



Klas & Grootte	South Western Freestate				North West				KwaZulu-Natal				Gauteng				Eastern Free State				Sandveld		All Regions	
	JOH		PRE		JOH		PRE		JOH		PRE		JOH		PRE		JOH		PRE		CAP		All Markets	
	Volume	Prices	Volume	Prices	Volume	Prices	Volume	Prices	Volume	Prices	Volume	Prices	Volume	Prices	Volume	Prices	Volume	Prices	Volume	Prices	Volume	Prices	Volume	Prices
	10kg	R/10kg	10kg	R/10kg	10kg	R/10kg	10kg	R/10kg	10kg	R/10kg	10kg	R/10kg	10kg	R/10kg	10kg	R/10kg	10kg	R/10kg	10kg	R/10kg	10kg	R/10kg	10kg	R/10kg
1L	12 546	42.59	2 282	45.69	44 563	42.17	12 356	49.00	16 664	46.06	9 864	55.79	36 951	45.04	5 784	43.03	74 924	50.55	25 583	50.48	3 443	63.48	430 056	47.43
1L/M	20 561	44.24	6 332	48.94	53 567	49.87	24 399	52.10	7 364	38.77	4 840	49.55	23 687	41.77	3 673	39.70	50 049	43.12	16 220	48.12	10 270	62.01	421 813	46.79
1M	10 550	50.60	5 386	42.50	35 396	48.80	19 880	48.17	584	23.48	5	40.00	18 650	36.73	5 418	32.82	28 712	36.30	10 447	37.87	22 571	60.00	313 355	44.46
1S	2 247	24.96	601	24.48	15 671	23.91	3 290	26.45	214	18.77	110	24.14	6 211	20.01	1 727	18.80	3 971	20.23	3 638	25.16	9 367	43.88	74 967	28.69
1S/M	7 855	37.07	2 775	29.53	26 335	35.50	12 655	34.40	-	-	-	-	3 531	24.29	1 107	28.33	6 036	27.96	1 926	31.42	110	29.01	120 548	33.59
1XL	-	-	-	-	-	-	-	-	-	-	-	-	-	-	-	-	-	-	-	-	-	-	-	-
1XS	3 101	25.43	-	-	7 594	29.15	-	-	-	-	-	-	1 435	15.25	-	-	1 164	16.13	-	-	-	-	15 939	23.62
1XXS	-	-	-	-	60	14.93	-	-	-	-	-	-	-	-	-	-	-	-	-	-	-	-	421	25.50
2L	1 754	34.82	1 755	39.61	3 438	33.74	5 493	47.44	5 693	33.49	2 795	36.58	6 309	31.59	3 330	37.82	23 717	36.14	15 025	42.76	2 052	48.76	144 103	38.91
2L/M	857	34.47	1 376	39.54	1 969	40.27	1 765	45.54	2 226	29.79	2 018	35.58	5 958	26.52	1 148	34.79	13 686	30.80	9 474	42.21	5 253	55.11	89 735	37.35
2M	639	26.95	854	37.76	3 219	33.57	1 513	43.36	1 665	22.40	1 576	27.73	2 160	19.05	1 256	27.66	7 037	30.59	6 469	34.77	7 082	34.12	70 895	33.08
2S	-	-	425	30.14	110	20.09	173	28.29	572	12.97	324	18.18	859	14.23	398	18.84	702	18.43	2 677	20.63	3 076	32.64	18 094	22.84
2S/M	-	-	550	28.73	587	25.56	835	33.04	-	-	-	-	-	-	-	-	772	17.69	274	27.24	210	23.40	14 486	25.66
2XL	-	-	-	-	-	-	-	-	-	-	-	-	-	-	-	-	-	-	-	-	-	-	-	-
2XS	-	-	-	-	6	25.00	-	-	-	-	-	-	-	-	-	-	-	-	-	-	-	-	499	8.19
2XXS	-	-	-	-	-	-	-	-	-	-	-	-	-	-	-	-	-	-	-	-	-	-	-	-
3L	631	25.14	-	-	330	35.00	1 482	29.72	-	-	10	35.00	1 224	21.00	-	-	6 754	25.68	9 081	32.13	592	22.84	45 042	29.82
3L/M	160	30.00	-	-	10 807	30.77	3 893	29.56	-	-	-	-	83	16.81	-	-	8 087	21.67	6 858	25.04	222	28.29	54 624	28.20
3M	1 891	24.00	1 675	23.96	5 272	25.94	3 560	25.53	132	20.00	350	16.86	1 000	11.86	10	6.00	4 694	19.92	5 453	25.98	1 323	26.39	53 779	25.05
3S/M	-	-	-	-	220	15.00	-	-	-	-	-	-	-	-	-	-	152	25.00	1 126	19.40	-	-	9 463	19.67
3XS	-	-	-	-	-	-	-	-	-	-	-	-	-	-	-	-	-	-	-	-	-	-	213	11.07
3XXS	-	-	-	-	-	-	-	-	-	-	-	-	-	-	-	-	-	-	-	-	-	-	-	-
4L	-	-	-	-	-	-	-	-	-	-	-	-	-	-	-	-	-	4 083	26.16	663	6.19	7 727	23.61	
4L/M	-	-	-	-	-	-	-	-	-	-	-	-	-	-	-	-	-	1 900	28.22	639	32.42	8 421	23.46	
4M	-	-	-	-	-	-	-	-	-	626	15.00	-	-	600	6.21	-	-	305	29.05	1 782	13.99	6 355	15.49	
4S	-	-	-	-	-	-	-	-	-	-	-	-	-	-	-	-	-	-	-	-	930	9.36	930	9.36
4S/M	-	-	-	-	-	-	-	-	-	-	-	-	-	-	-	-	-	21	15.00	108	7.13	551	23.51	
Total	62 792	41.05	25 098	39.26	209 144	41.19	93 227	43.98	35 114	39.16	22 518	45.84	108 058	37.20	24 546	34.58	230 457	40.02	120 743	39.33	77 174	47.47	1 921 080	40.64

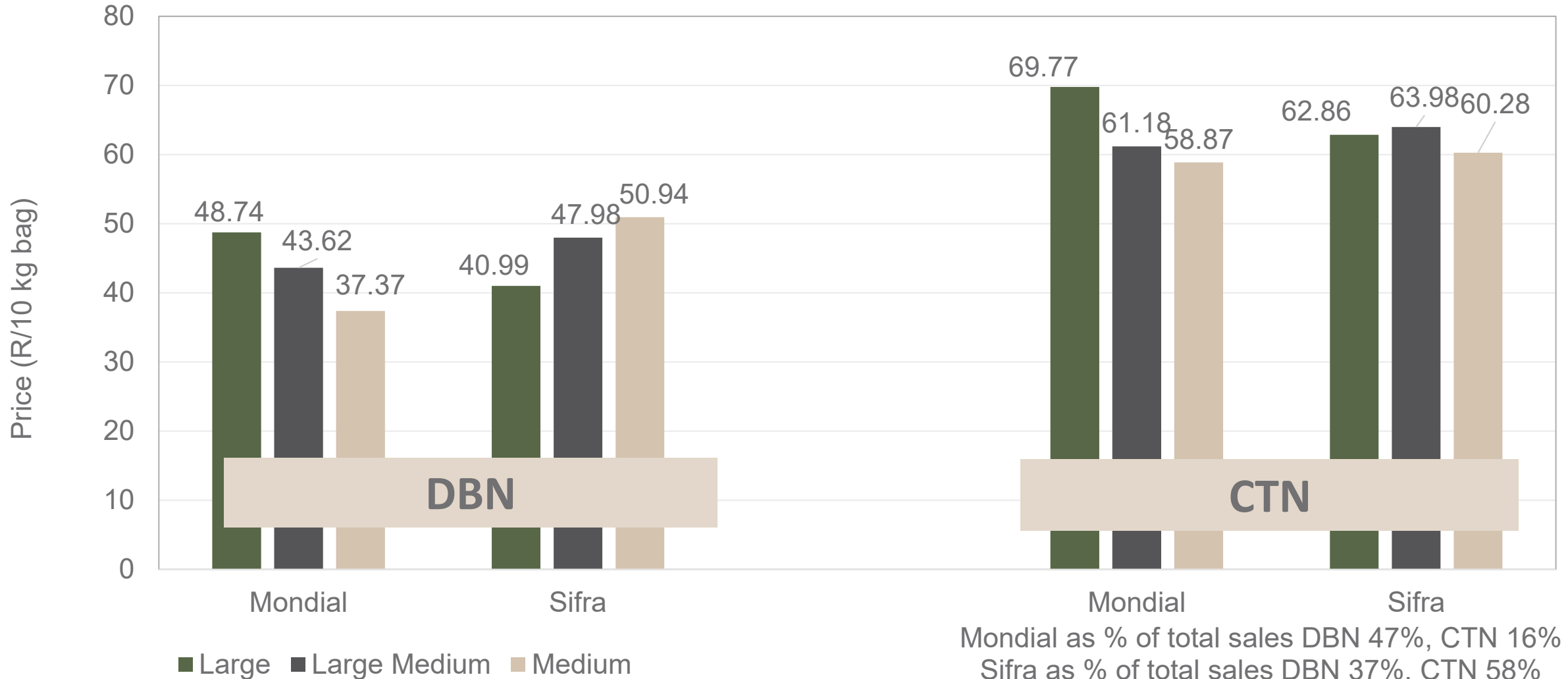
Data disclaimer: Potatoes SA does not take responsibility for the accuracy or interpretation of company data re-purposed by 3rd parties

PTA & JHB markets: Average Prices - Different Sizes (only 10 kg bags)



Data disclaimer: Potatoes SA does not take responsibility for the accuracy or interpretation of company data re-purposed by 3rd parties

DBN & CTN markets: Average Prices - Different Sizes (only 10 kg bags)



Mondial as % of total sales DBN 47%, CTN 16%
 Sifra as % of total sales DBN 37%, CTN 58%
 Lanorma as % of total sales DBN 0,7%, CTN 11%

Data disclaimer: Potatoes SA does not take responsibility for the accuracy or interpretation of company data re-purposed by 3rd parties

Thank you for your time

Feel free to contact us

Lebo@potatoes.co.za

Jodie@potatoes.co.za



+27 (0)12 349 1906



6 De Havilland Crescent

Persequor Techno Park

Persequor Park

Pretoria



www.potatoes.co.za



Potatoes
Aartappels SA