



Weekly Market Information

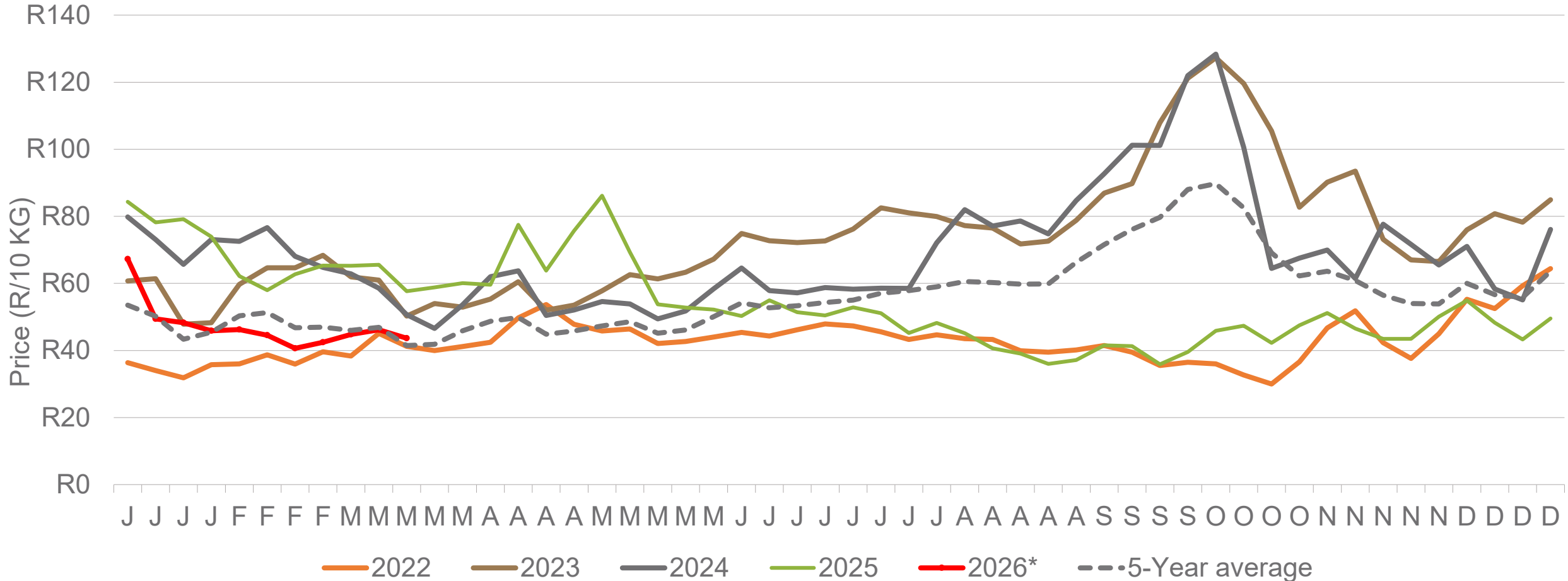
13 March 2026



Potatoes
Aartappels SA

www.potatoes.co.za


Average weekly price – all markets & all classes



Number of bags sold

15%

(Week on Week)



Average weekly price

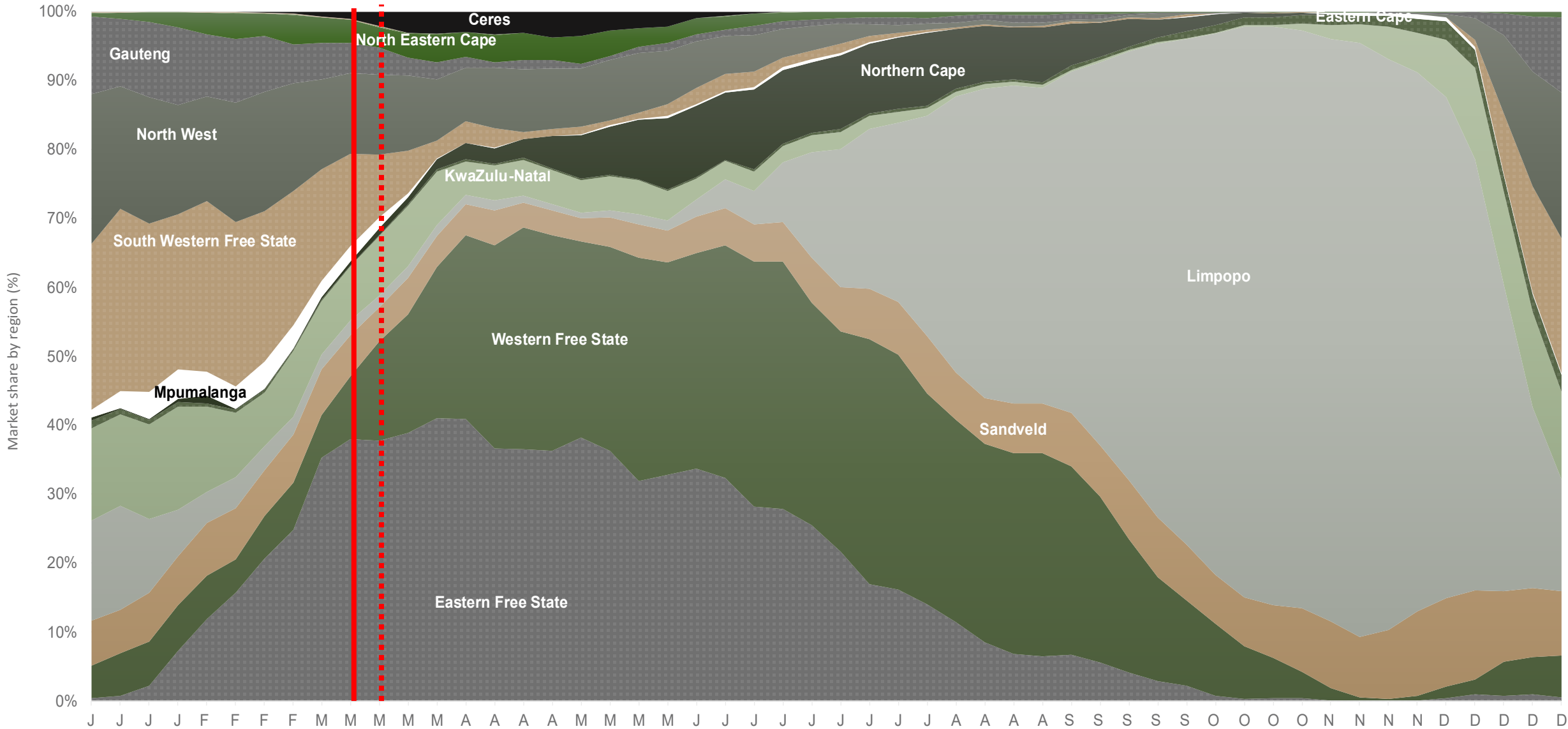
6%

(Week on week)



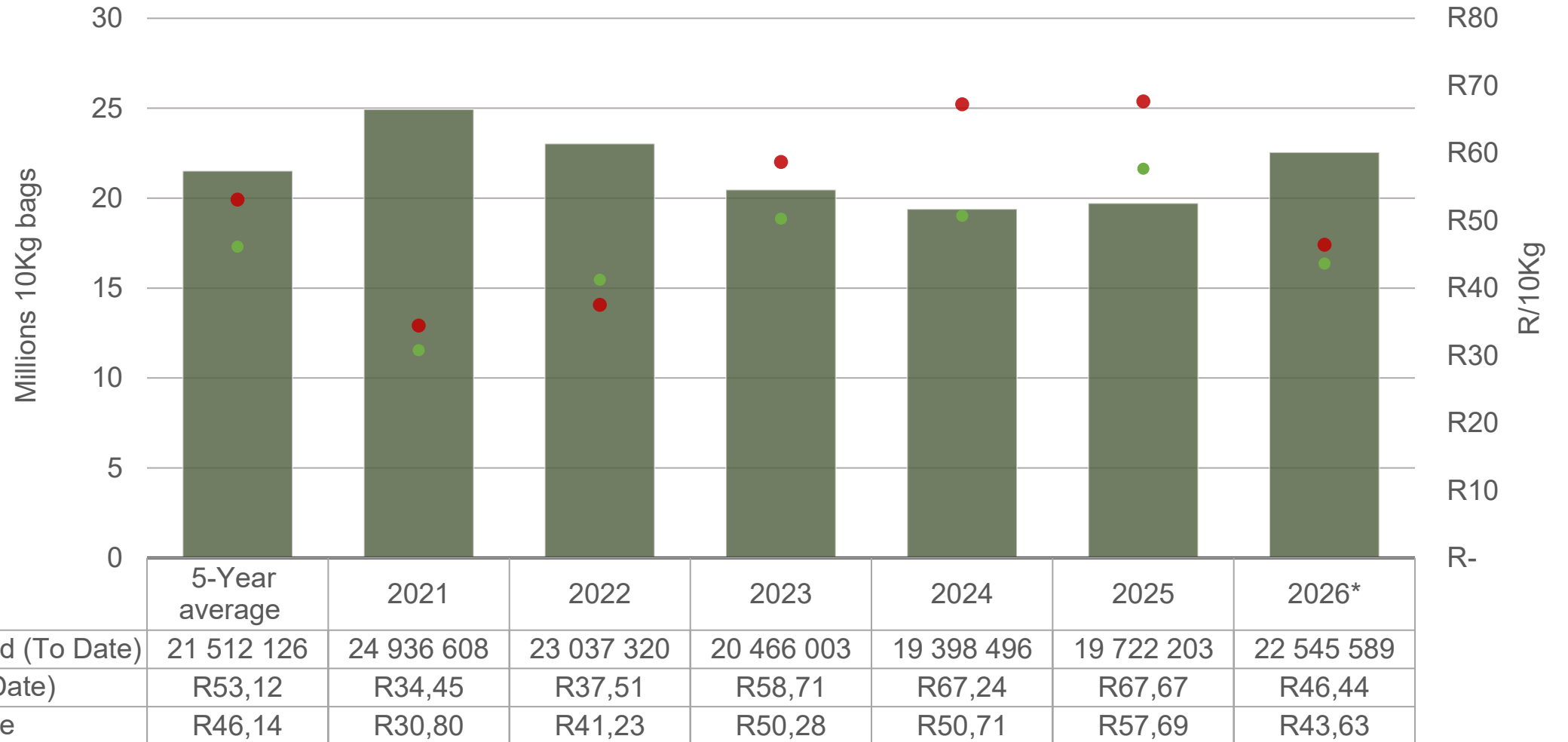
Data disclaimer: Potatoes SA does not take responsibility for the accuracy or interpretation of company data re-purposed by 3rd parties

Market share of regions on fresh produce markets 2021-2025



Data disclaimer: Potatoes SA does not take responsibility for the accuracy or interpretation of company data re-purposed by 3rd parties

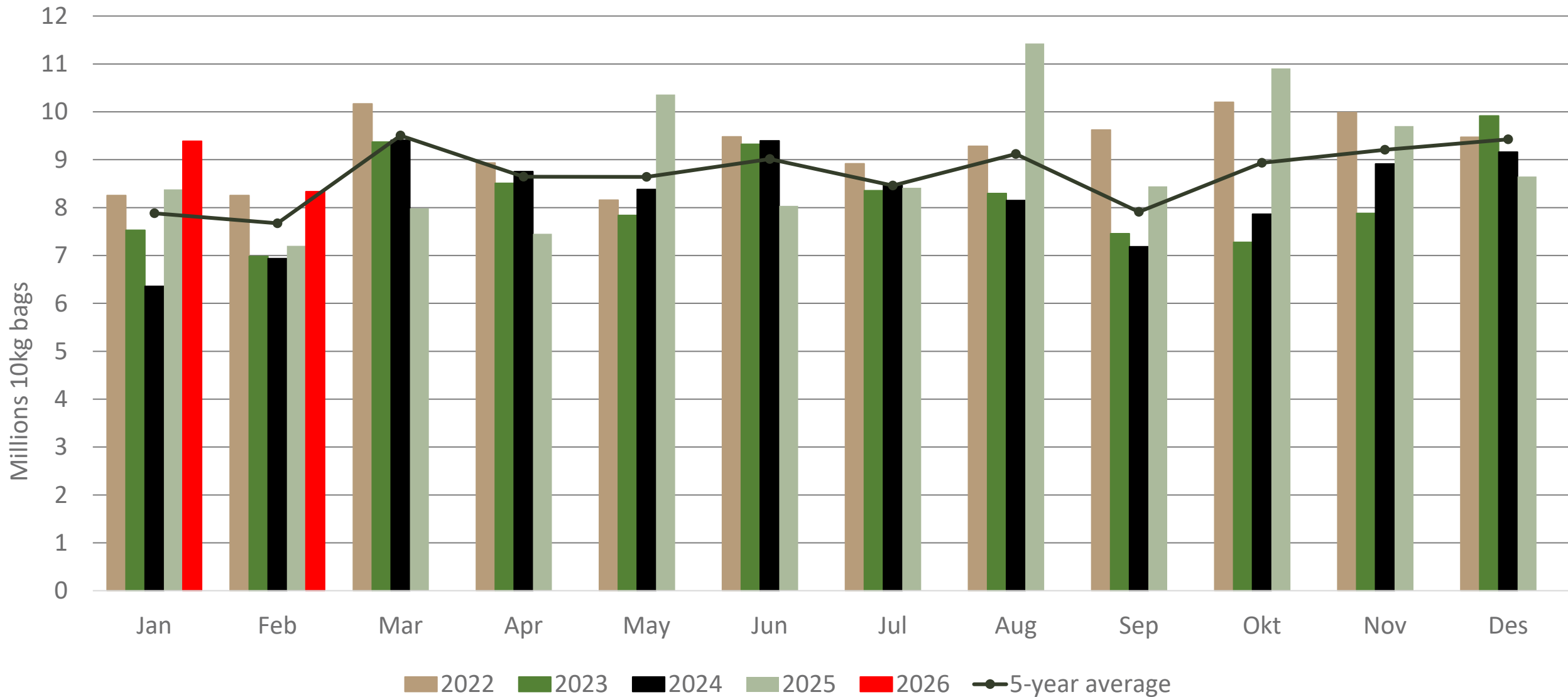
Cumulative total number of 10 kg bags sold on markets



Sold 1,033,463 bags **more** than the **5-year average** (2021 to 2025) of the first 11 weeks of 2026

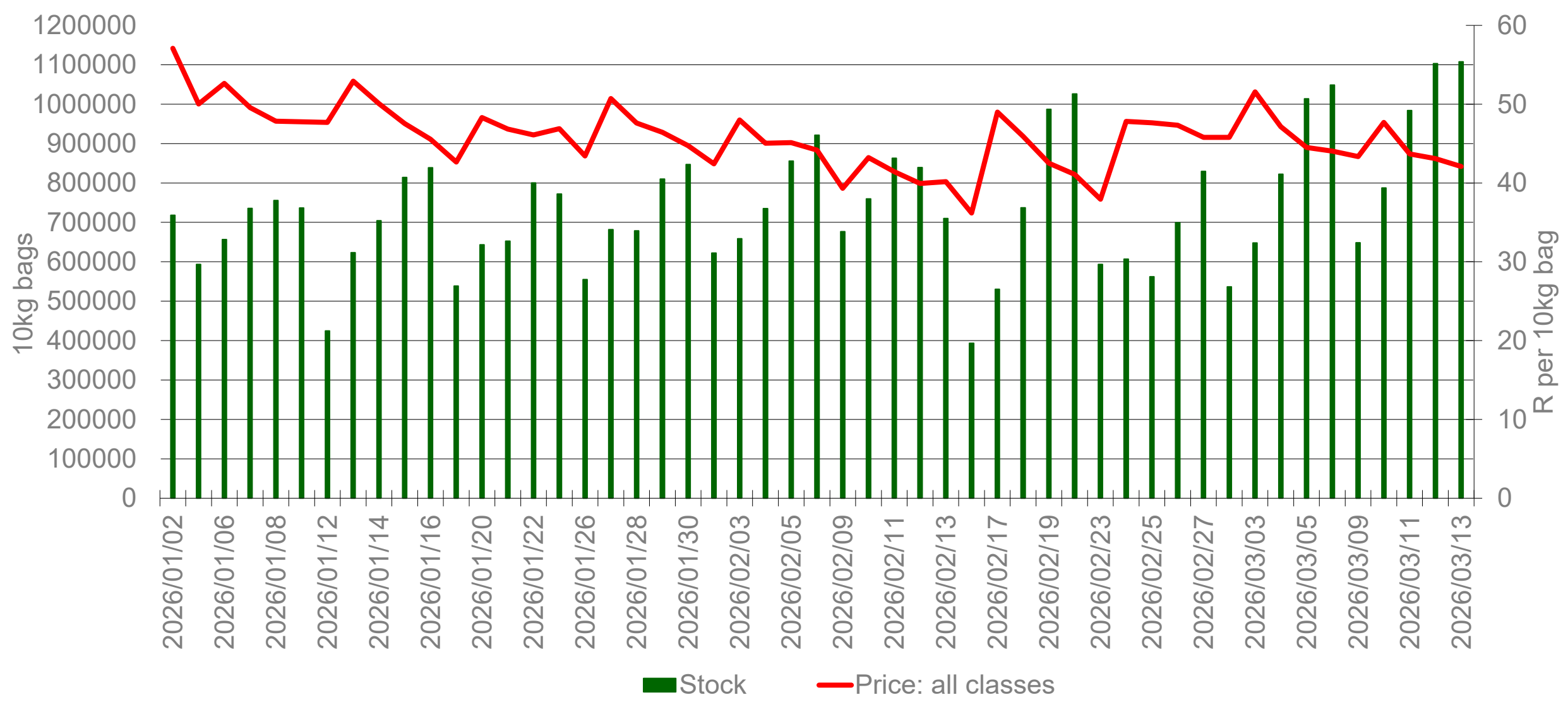
Data disclaimer: Potatoes SA does not take responsibility for the accuracy or interpretation of company data re-purposed by 3rd parties

Monthly sales volumes on markets: Potatoes



Data disclaimer: Potatoes SA does not take responsibility for the accuracy or interpretation of company data re-purposed by 3rd parties

RSA daily price versus daily available stocks (all classes & all sizes)



Data disclaimer: Potatoes SA does not take responsibility for the accuracy or interpretation of company data re-purposed by 3rd parties

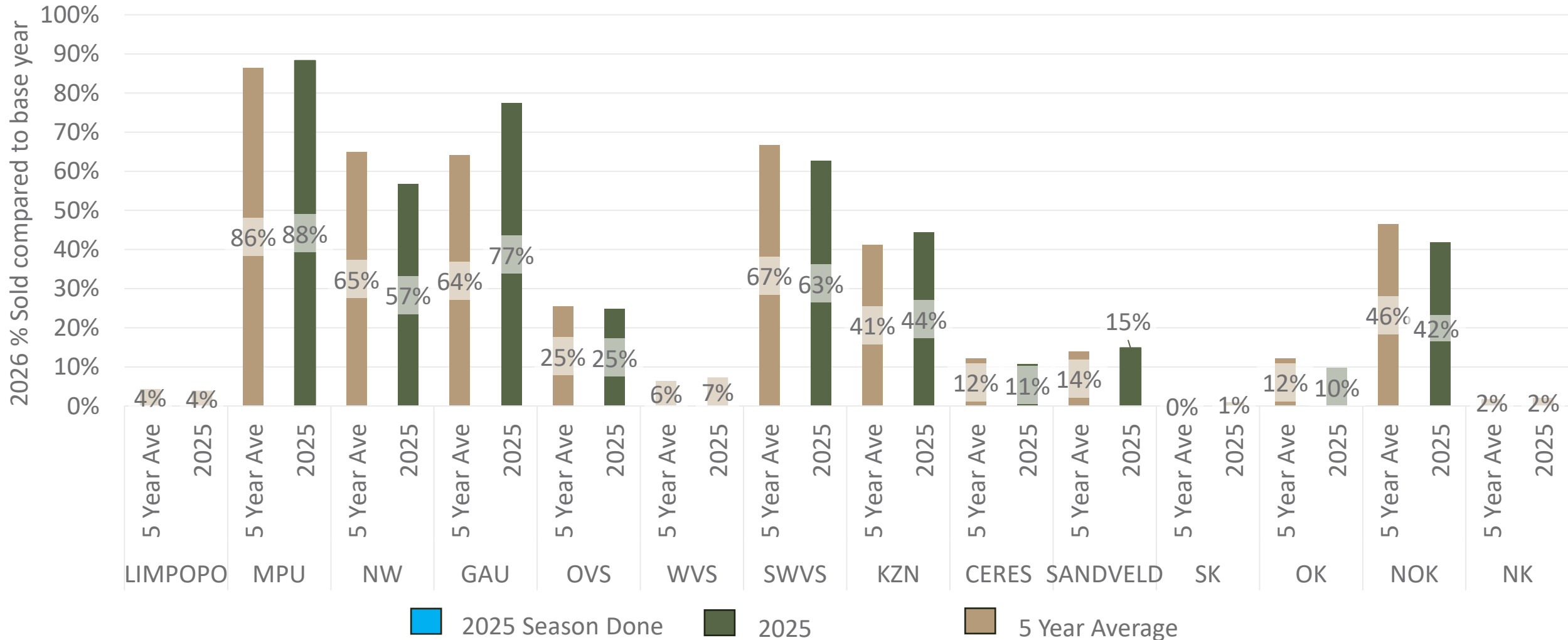
FPM Sales pace comparison per region

2026 compared to 5-year average and 2025



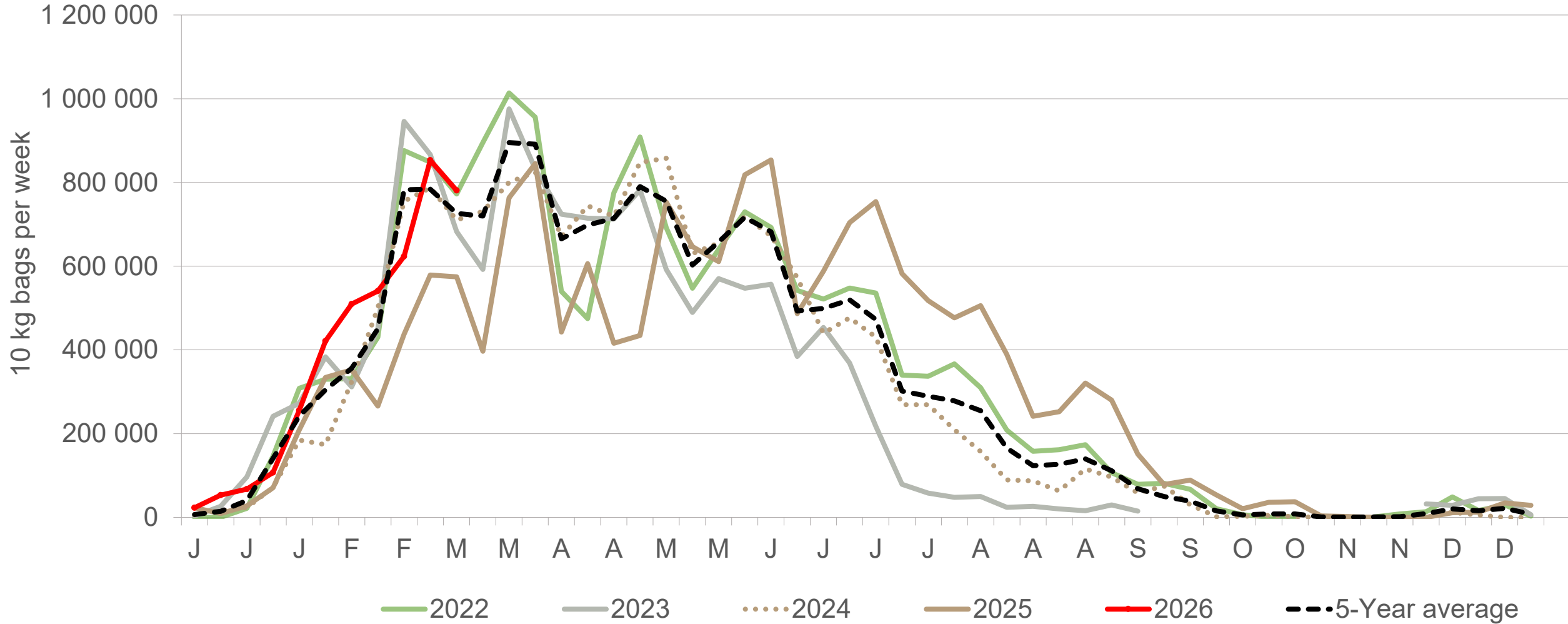
The *FPM Sales pace* compares the current year's cumulative volumes sold on the FPM with the previous year and the five-year average. Differences in these trends reflect variations in hectares planted, regional weather conditions, yield performance, and market timing. Blue indicates regions that are done delivering for this season. Seasons are based on calendar year.

Note: This comparison is based on total volumes sold, not on hectares planted



Data disclaimer: Potatoes SA does not take responsibility for the accuracy or interpretation of company data re-purposed by 3rd parties

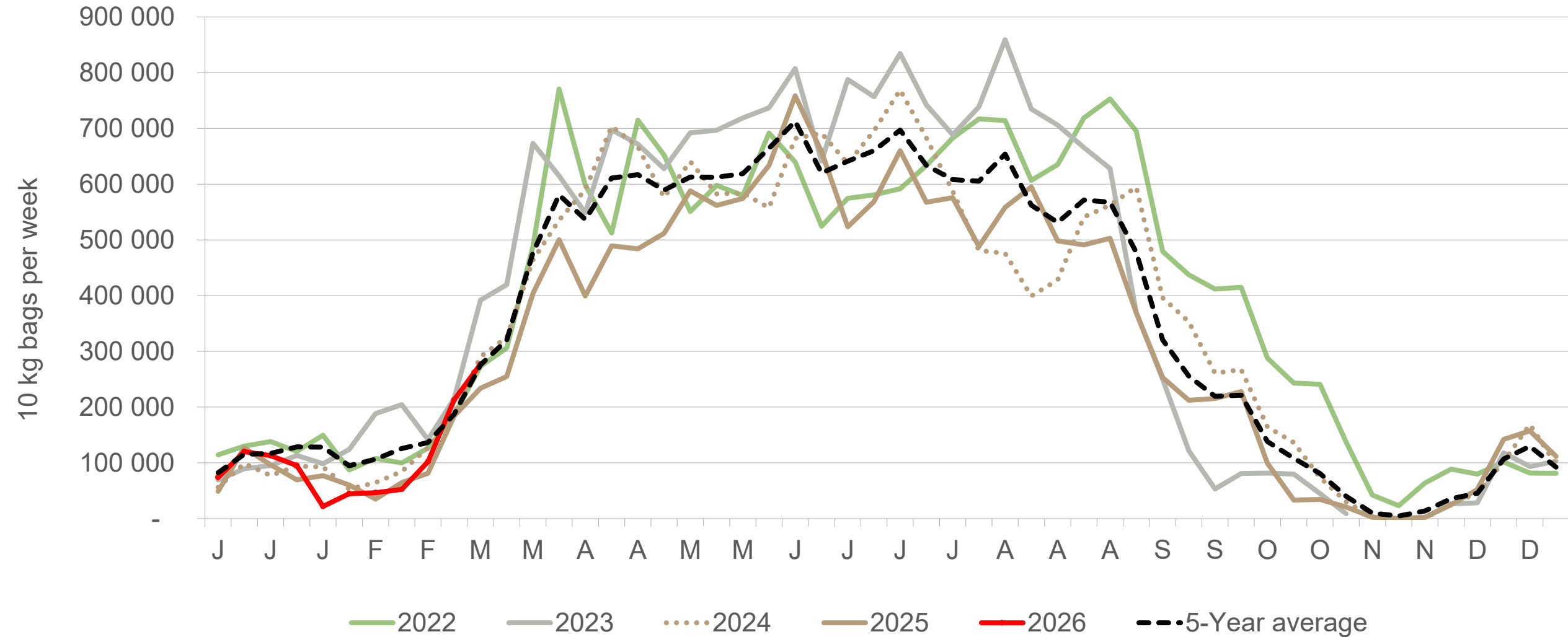
Eastern Free State: Amount of 10 kg bags per week sold on FPMs (all classes)



Sold 47% bags **more** than the first 11 weeks of 2025 and 387,870 **more** than the 5-year average (2021 to 2025) of the first 11 weeks of each year.

Data disclaimer: Potatoes SA does not take responsibility for the accuracy or interpretation of company data re-purposed by 3rd parties

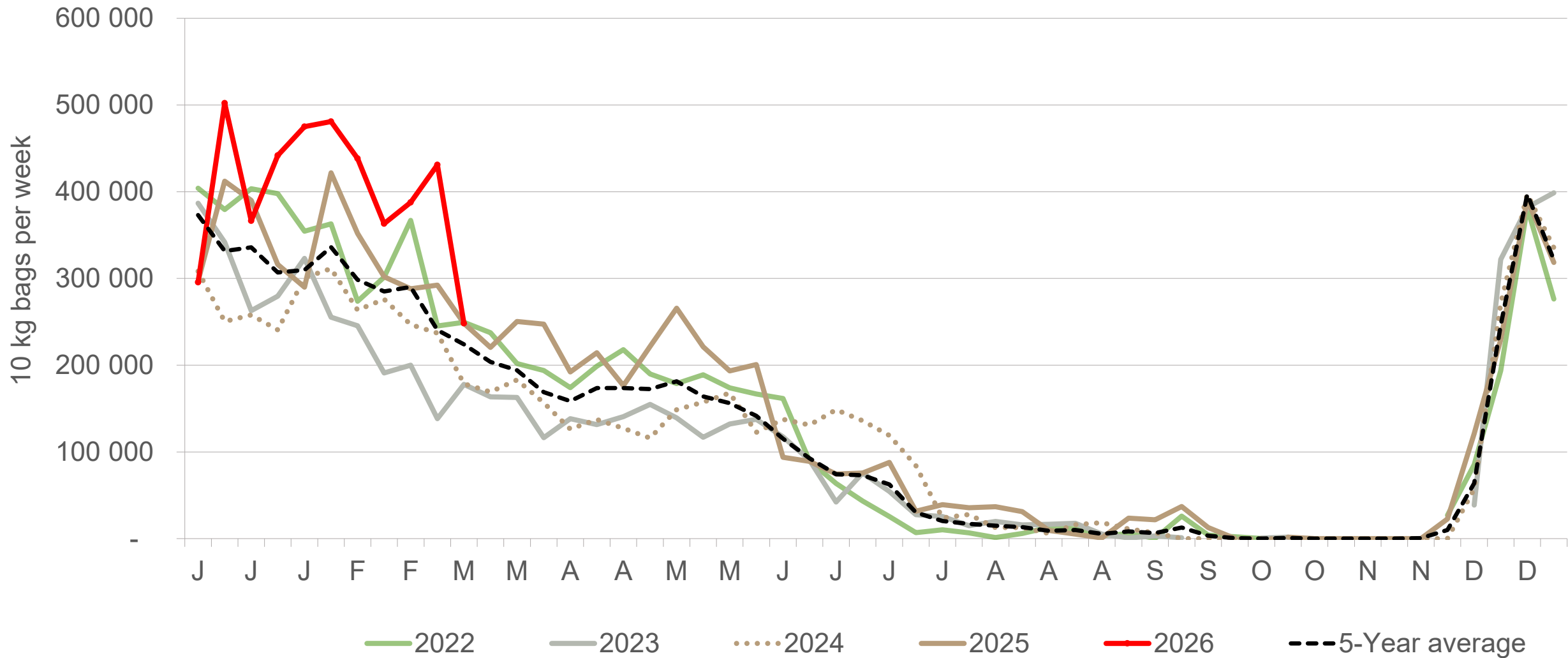
Western Free State : Amount of 10 kg bags per week sold on FPMs (all classes)



Sold 7% bags **more** than the first 11 weeks of 2025 and 339,576 bags **less** than the 5-year average (2021 to 2025) of the first 11 weeks of each year.

Data disclaimer: Potatoes SA does not take responsibility for the accuracy or interpretation of company data re-purposed by 3rd parties

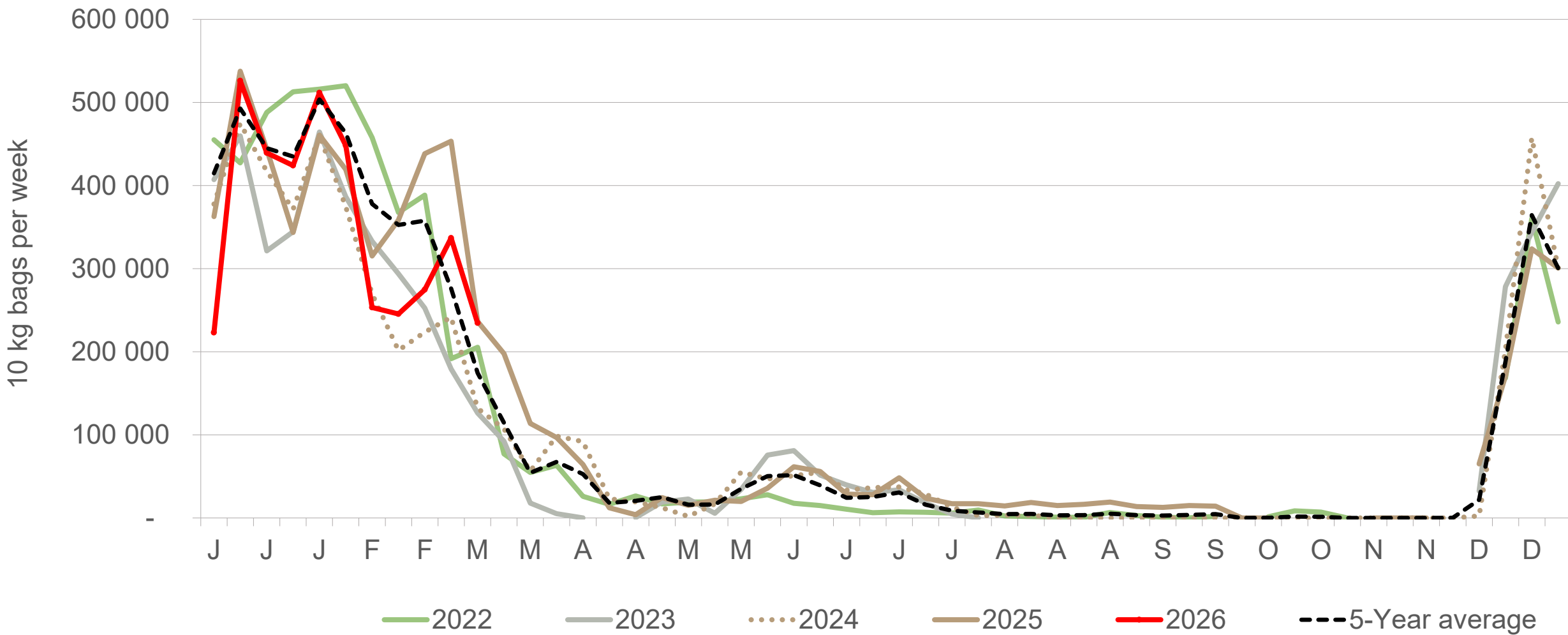
North-West: Amount of 10 kg bags per week sold on FPMs (all classes)



Sold 23% bags **more** than the first 11 weeks of 2025 and 1,099,419 **more** than the 5-year average (2021 to 2025) of the first 11 weeks of each year.

Data disclaimer: Potatoes SA does not take responsibility for the accuracy or interpretation of company data re-purposed by 3rd parties

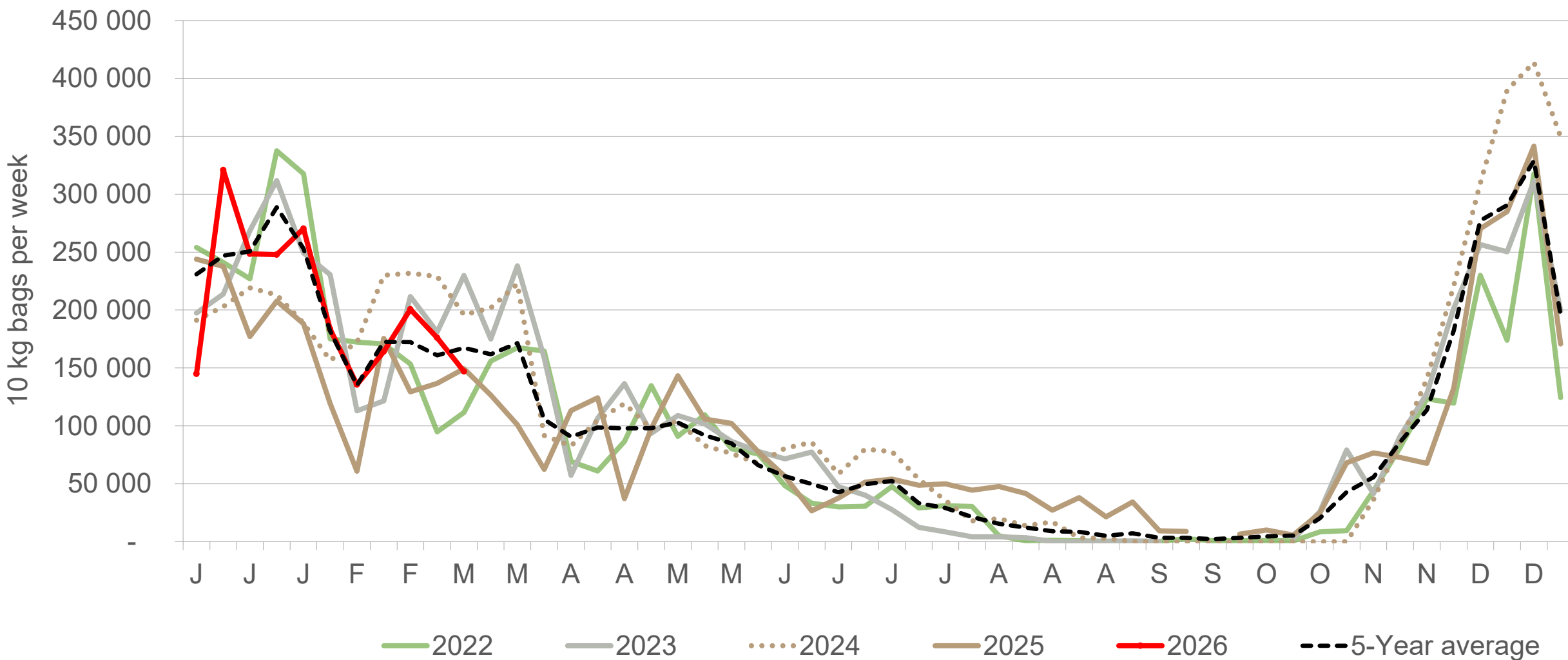
South Western Free State: Amount of 10 kg bags per week sold on FPMs (all classes)



Sold 10% bags **less** than the first 11 weeks of 2025 and 375,278 bags **less** than the 5-year average (2021 to 2025) of the first 11 weeks of each year.

Data disclaimer: Potatoes SA does not take responsibility for the accuracy or interpretation of company data re-purposed by 3rd parties

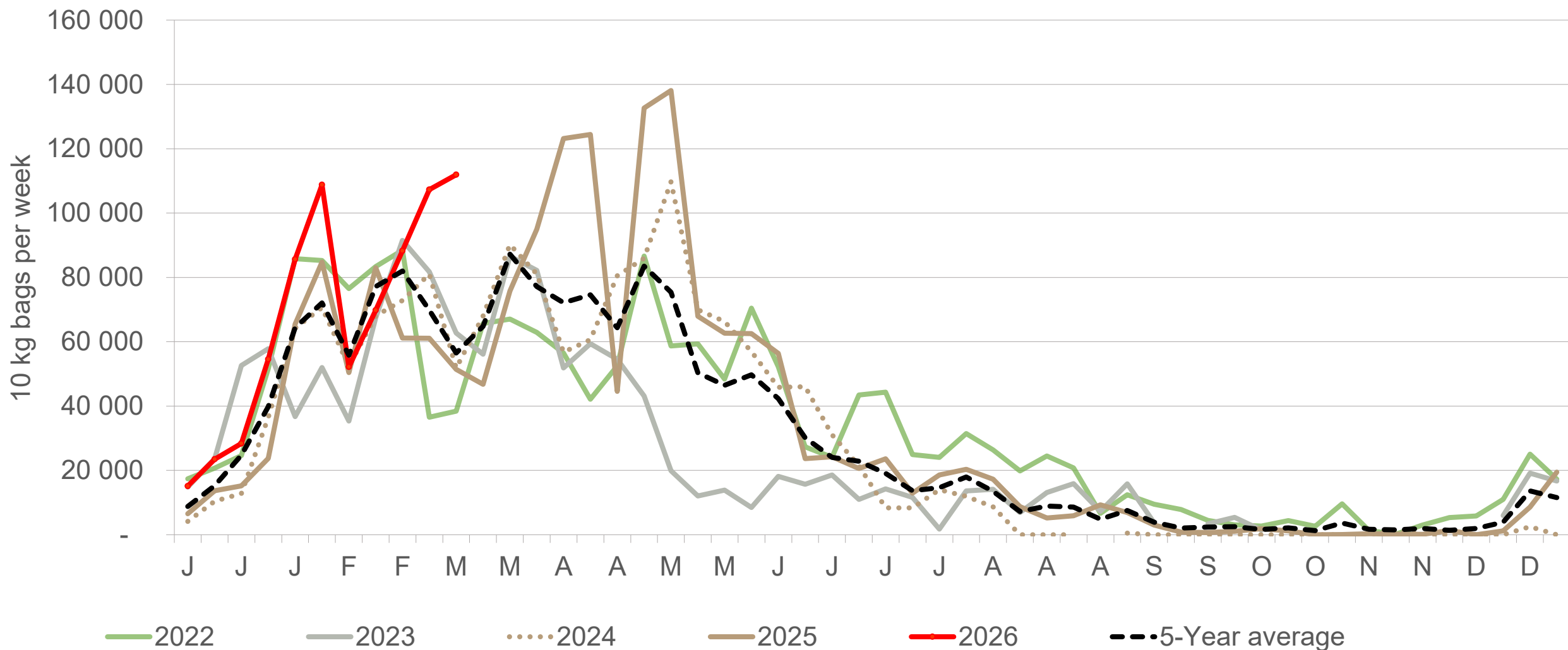
KwaZulu-Natal: Amount of 10 kg bags per week sold on FPMs (all classes)



Sold 23% bags **more** than the first 11 weeks of 2025 and 20,574 bags **less** than the 5-year average (2021 to 2025) of the first 11 weeks of each year.

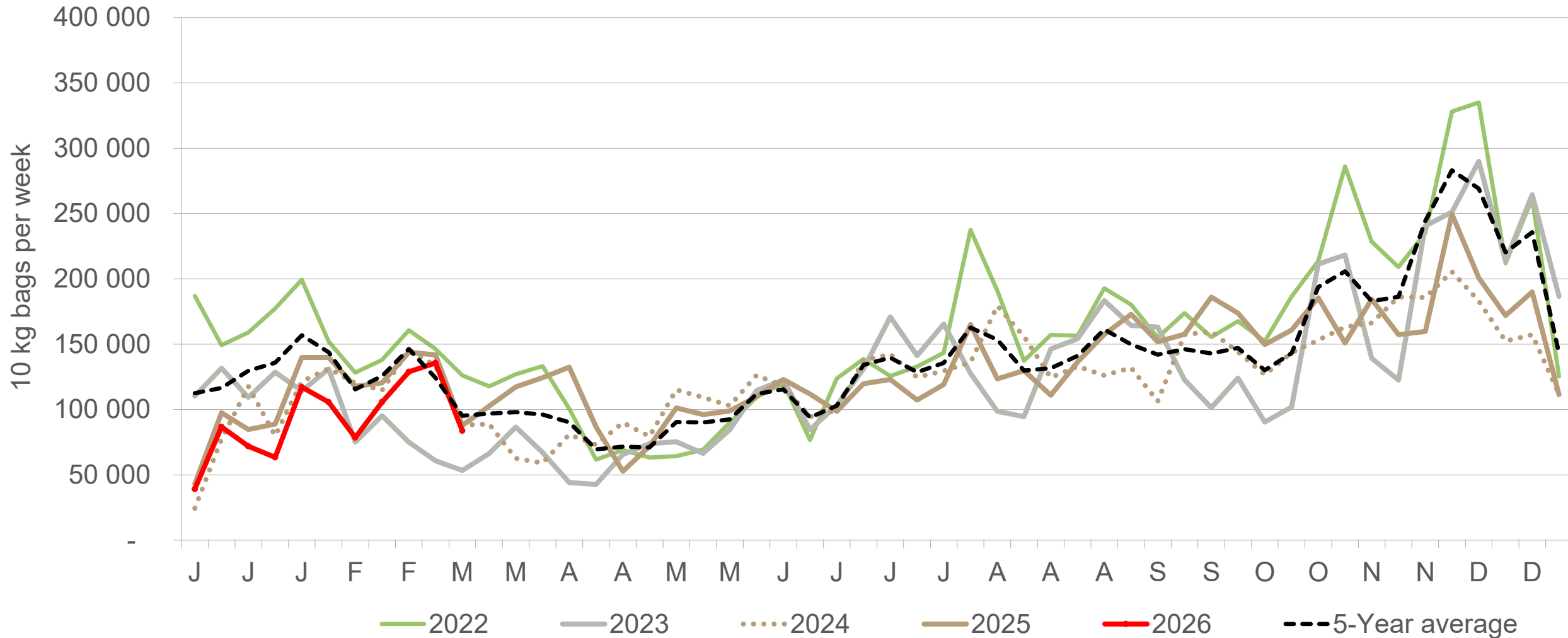
Data disclaimer: Potatoes SA does not take responsibility for the accuracy or interpretation of company data re-purposed by 3rd parties

North Eastern Cape: Amount of 10 kg bags per week sold on FPMs (all classes)



Sold 44% bags **more** than the first 11 weeks of 2025 and 179,179 bags **more** than the 5-year average (2021 to 2025) of the first 11 weeks of each year.

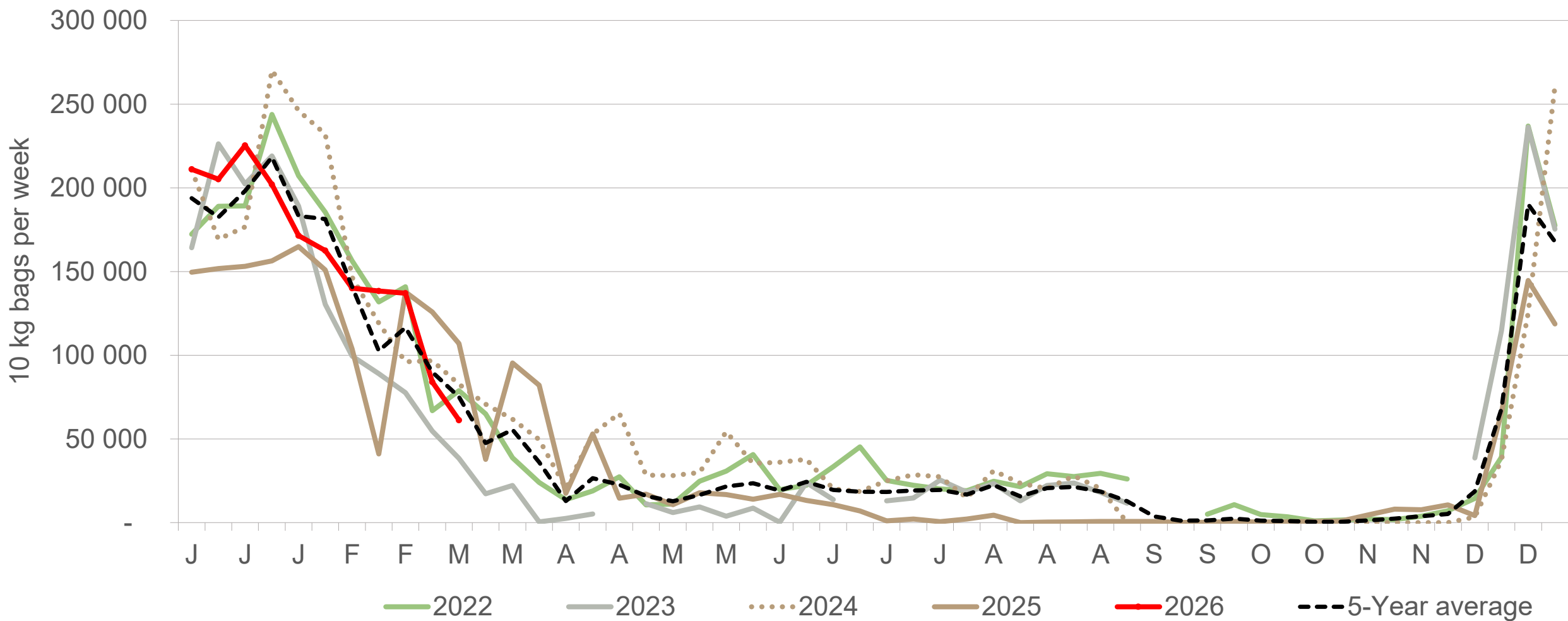
Sandveld: Amount of 10 kg bags per week sold on FPMs (all classes)



Sold 16% bags **less** than the first 11 weeks of 2025 and 385,481 bags **less** than the 5-year average (2021 to 2025) of the first 11 weeks of each year.

Data disclaimer: Potatoes SA does not take responsibility for the accuracy or interpretation of company data re-purposed by 3rd parties

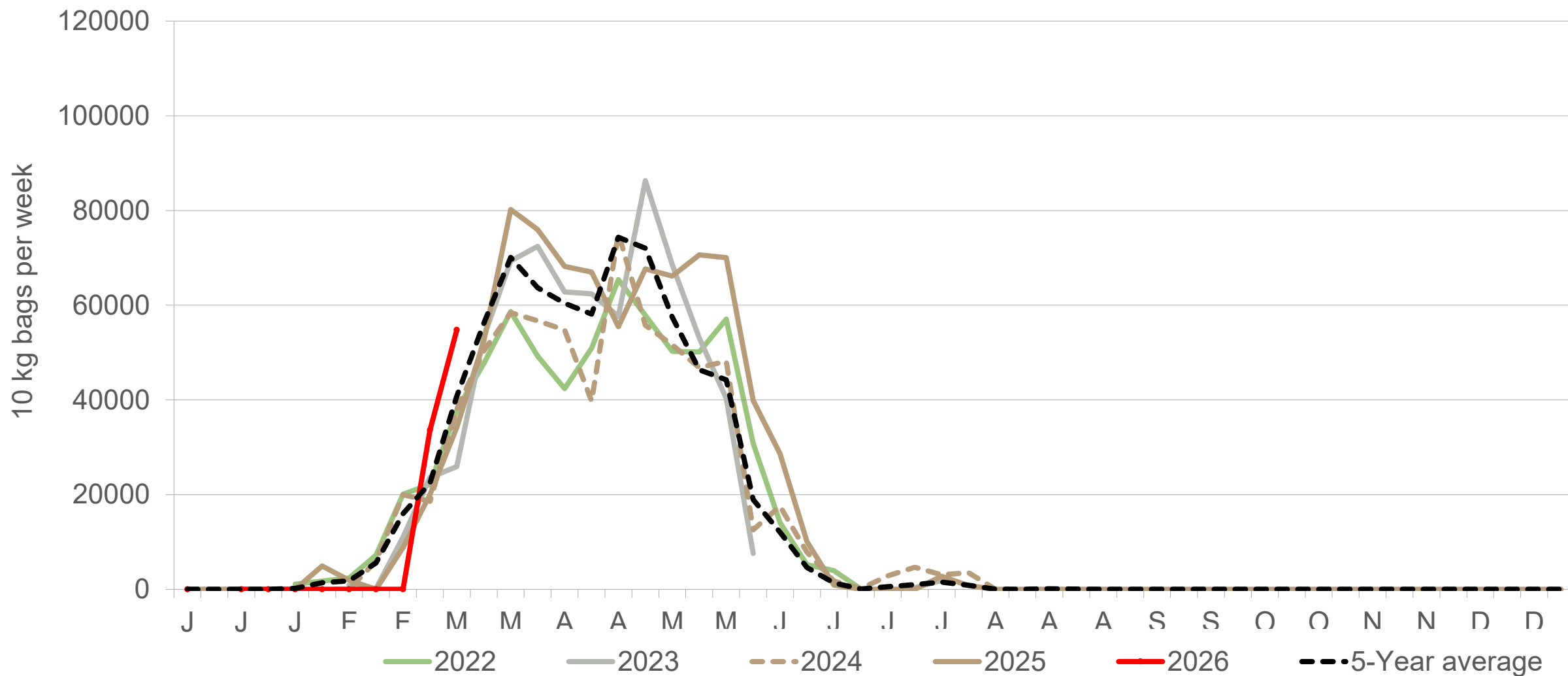
Gauteng: Amount of 10 kg bags per week sold on FPMs (all classes)



Sold 21% bags **more** than the first 11 weeks of 2025 and 55,817 bags **more** than the 5-year average (2021 to 2025) of the first 11 weeks of each year.

Data disclaimer: Potatoes SA does not take responsibility for the accuracy or interpretation of company data re-purposed by 3rd parties

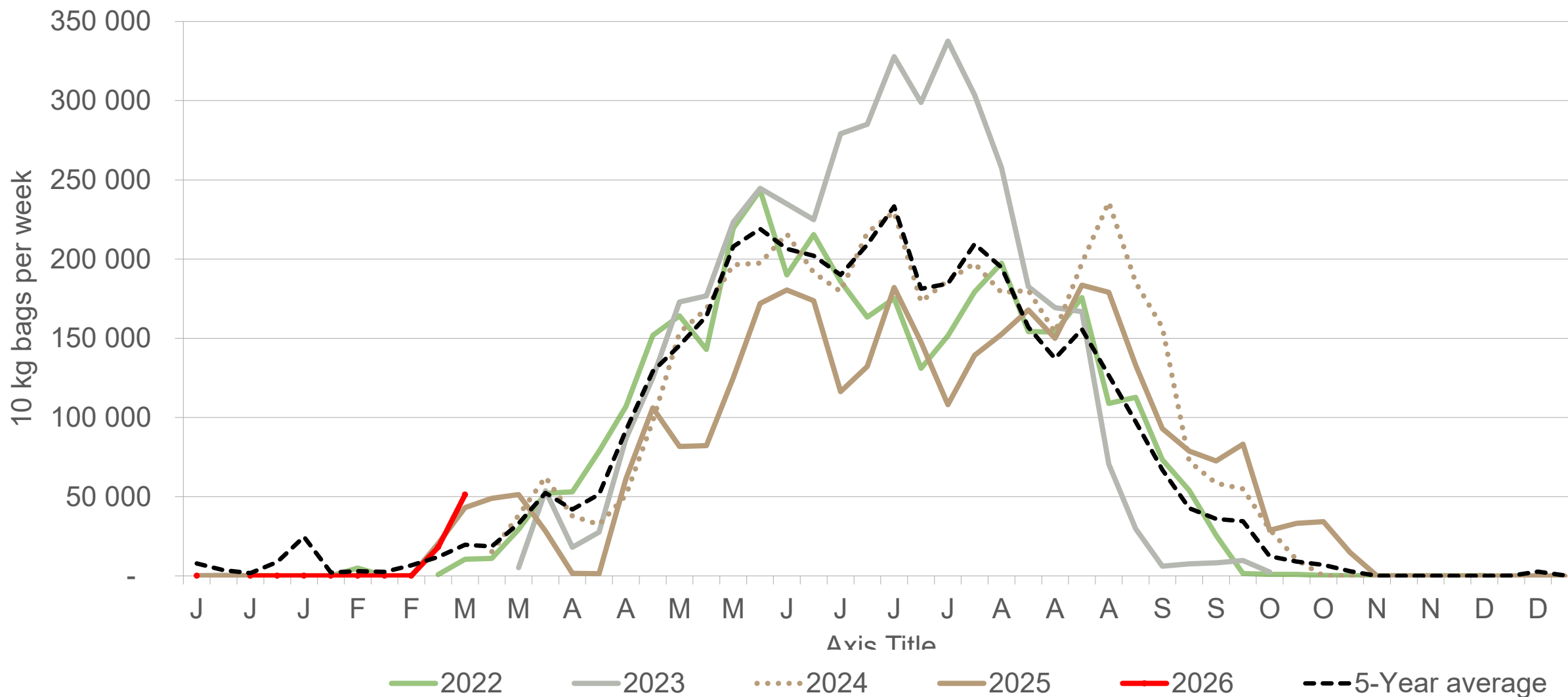
Ceres: Amount of 10 kg bags per week sold on FPMs (all classes)



Sold 27% bags **more** than the first 1 weeks of 2025 and 249 bags **more** than the 5-year average (2021 to 2025) of the first 11 weeks of each year.

Data disclaimer: Potatoes SA does not take responsibility for the accuracy or interpretation of company data re-purposed by 3rd parties

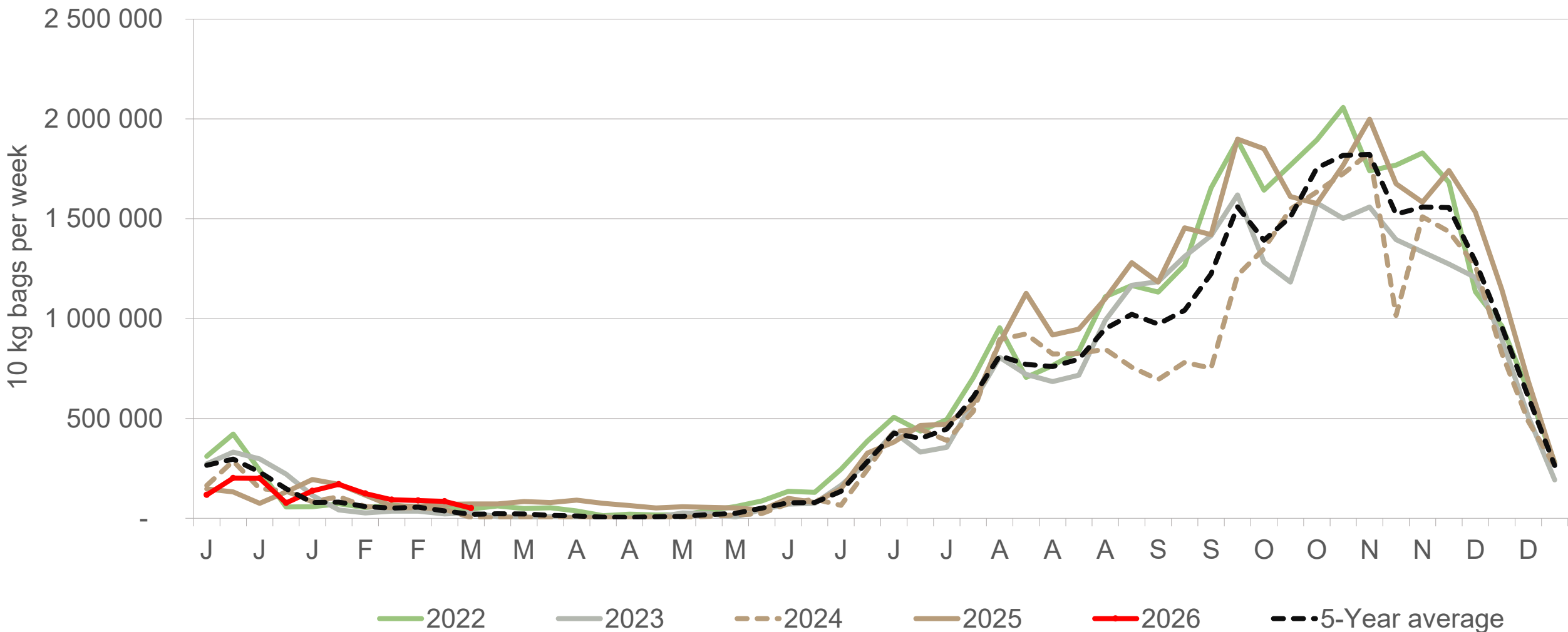
Northern Cape: Amount of 10 kg bags per week sold on FPMs (all classes)



Sold 9% bags **less** than the first 1 weeks of 2025 and 23,533 bags **less** than the 5-year average (2021 to 2025) of the first 11 weeks of each year.

Data disclaimer: Potatoes SA does not take responsibility for the accuracy or interpretation of company data re-purposed by 3rd parties

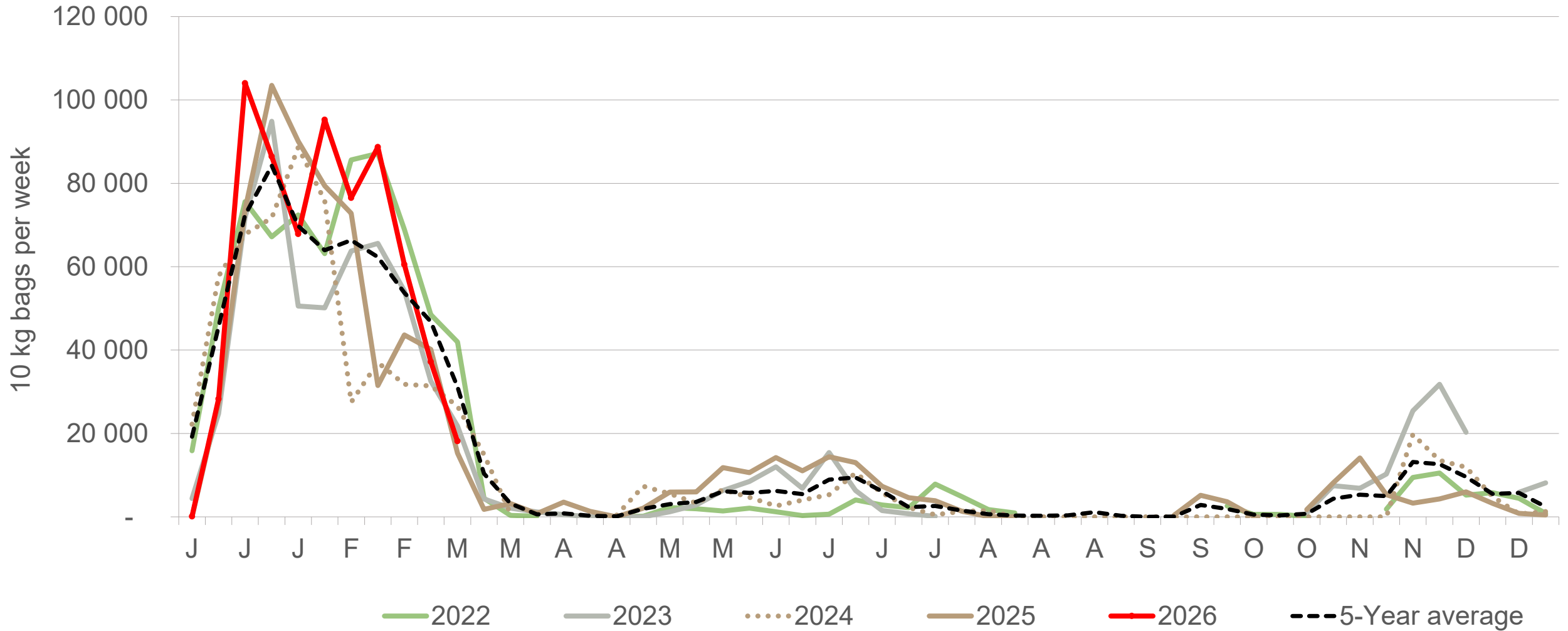
Limpopo: Amount of 10 kg bags per week sold on FPMs (all classes)



Sold 9% bags **more** than the first 11 weeks of 2025 and 76,676 bags **less** than the 5-year average (2021 to 2025) of the first 11 weeks of each year

Data disclaimer: Potatoes SA does not take responsibility for the accuracy or interpretation of company data re-purposed by 3rd parties

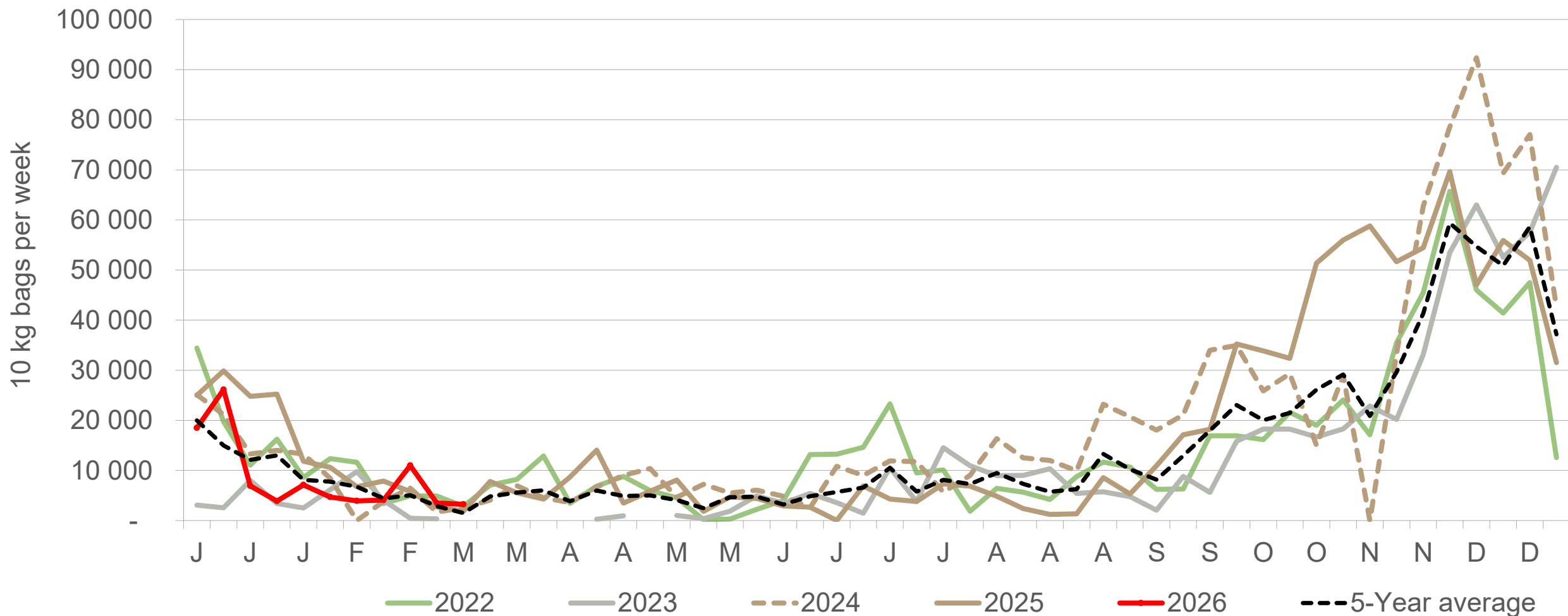
Mpumalanga: Amount of 10 kg bags per week sold on FPMs (all classes)



Sold 15% bags **more** than the first 11 weeks of 2025 and 47,529 bags **more** than the 5-year average (2021 to 2025) of the 11 weeks of each year.

Data disclaimer: Potatoes SA does not take responsibility for the accuracy or interpretation of company data re-purposed by 3rd parties

Eastern Cape: Amount of 10 kg bags per week sold on FPMs (all classes)



Sold 39% bags **less** than the first 11 weeks of 2025 and 3,584 bags **less** than the 5-year average (2021 to 2025) of the 11 weeks of each year.

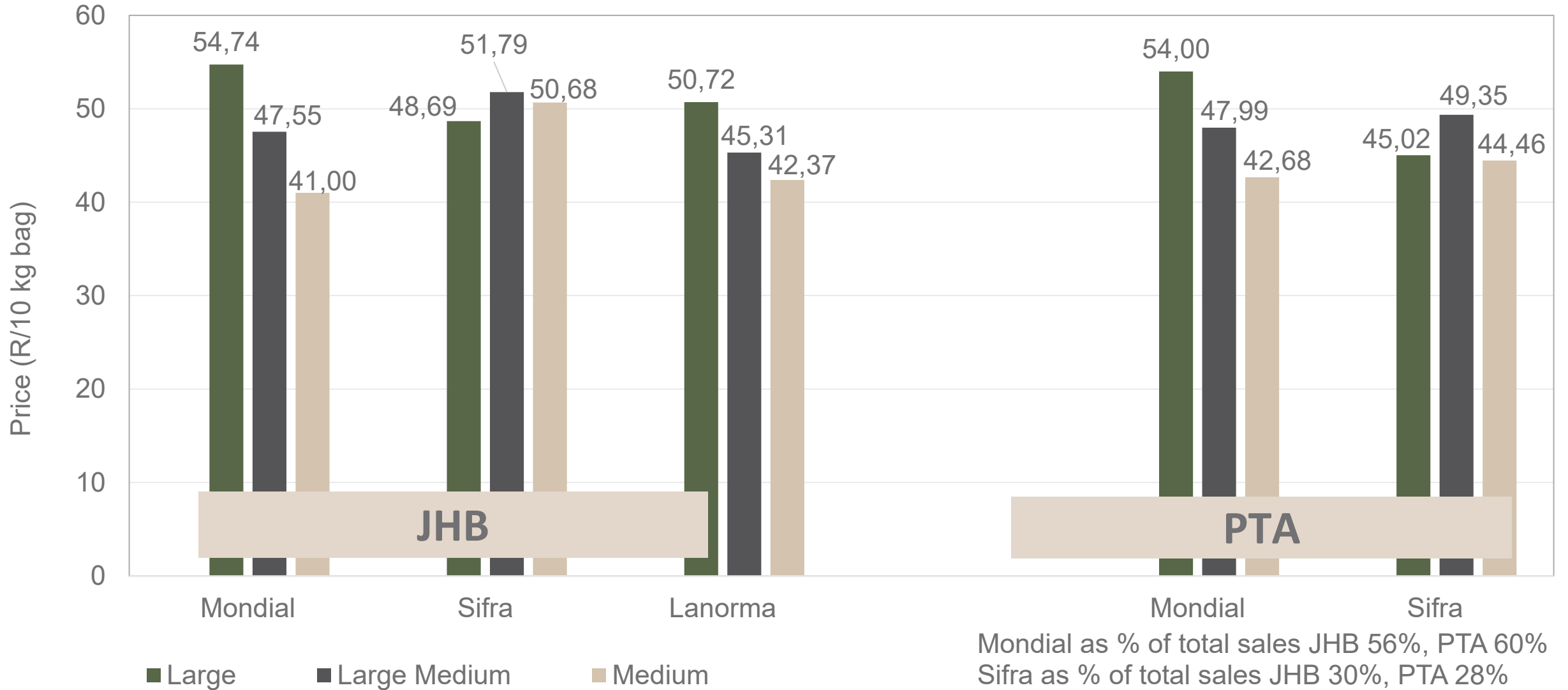
Average weekly prices and volumes for 10 kg bags of potatoes sold on selected markets from selected production regions



Klas & Grootte	Eastern Free State				Western Free State				North West				South Western Freestate				KwaZulu-Natal				North Eastern Cape				All Regions		
	JOH		PRE		JOH		PRE		JOH		PRE		JOH		PRE		DUR		PIE		POR		EAS		All Markets		
	Volume	Prices	Volume	Prices	Volume	Prices	Volume	Prices	Volume	Prices	Volume	Prices	Volume	Prices	Volume	Prices	Volume	Prices	Volume	Prices	Volume	Prices	Volume	Prices	Volume	Prices	
	10kg	R/10kg	10kg	R/10kg	10kg	R/10kg	10kg	R/10kg	10kg	R/10kg	10kg	R/10kg	10kg	R/10kg	10kg	R/10kg	10kg	R/10kg	10kg	R/10kg	10kg	R/10kg	10kg	R/10kg	10kg	R/10kg	
1L	95 715	55,50	44 364	55,14	23 770	50,67	8 755	47,50	14 612	46,83	8 400	46,02	10 494	48,47	7 164	44,06	10 465	53,99	3 599	50,59	3 270	49,25	6 179	51,06	409 214	52,51	
1L/M	105 225	47,74	38 802	48,24	51 413	45,06	16 356	46,86	23 485	53,71	13 729	48,25	35 603	52,40	14 038	51,67	11 645	54,69	4 161	49,94	5 547	48,48	6 119	49,62	544 586	49,22	
1M	52 623	42,58	14 555	43,23	39 960	42,92	9 266	42,15	24 977	52,31	10 856	44,03	20 380	49,92	10 827	49,30	7 673	47,25	2 086	46,77	10 202	48,60	5 413	50,35	385 639	46,16	
1S	11 190	26,10	4 751	25,17	2 659	24,75	377	24,17	12 356	30,48	2 334	28,31	2 418	26,02	1 209	25,00	1 045	28,63	342	33,60	2 075	36,90	1 770	46,21	91 308	30,02	
1S/M	10 446	34,36	4 157	36,15	11 353	32,86	1 176	34,99	13 937	41,25	3 923	37,31	4 833	33,81	2 772	33,40	-	-	152	38,62	550	40,53	242	49,83	92 058	37,02	
1XL	3 428	52,59	-	-	-	-	-	-	-	-	-	-	-	-	-	-	-	-	-	-	-	-	-	-	-	5 188	50,97
1XS	2 280	18,36	-	-	1 037	17,91	-	-	5 704	33,93	-	-	3 993	33,34	-	-	-	-	-	-	-	-	-	-	-	13 683	29,07
1XXS	-	-	-	-	-	-	-	-	33	22,36	-	-	-	-	-	-	-	-	-	-	-	-	-	-	-	261	47,35
2L	38 650	41,36	18 199	47,73	3 481	39,21	3 237	43,10	1 820	42,82	2 433	42,60	2 399	40,87	2 562	45,53	1 496	40,47	292	50,28	1 966	43,16	1 528	43,57	149 667	43,61	
2L/M	19 235	38,83	11 738	43,75	6 833	34,69	4 033	38,87	1 404	42,18	2 364	48,85	1 118	37,57	3 096	40,32	1 678	39,99	466	42,92	660	41,24	760	38,95	105 804	40,71	
2M	11 542	35,16	11 144	41,81	7 210	31,15	4 309	34,82	3 262	34,53	861	38,61	297	30,98	2 381	38,51	1 409	35,98	1 216	35,01	2 853	41,09	1 905	39,57	91 639	35,90	
2S	3 346	22,81	2 616	26,07	896	20,64	1 202	22,57	110	20,00	221	25,00	-	-	-	-	138	26,64	233	29,64	1 426	30,13	1 596	37,41	25 471	24,07	
2S/M	2 207	23,09	839	33,76	1 652	27,85	959	28,82	330	24,85	628	34,22	70	25,00	981	26,54	-	-	-	-	-	-	-	-	20 816	27,91	
2XL	-	-	-	-	-	-	-	-	-	-	-	-	-	-	-	-	-	-	-	-	-	-	-	-	-	110	40,00
2XS	-	-	-	-	-	-	-	-	-	-	-	-	2	15,00	-	-	-	-	-	-	-	-	-	-	-	1 074	9,50
2XXS	-	-	-	-	-	-	-	-	-	-	-	-	-	-	-	-	-	-	-	-	-	-	-	-	-	84	5,00
3L	14 305	34,44	12 810	38,60	1 802	28,97	782	33,45	769	48,63	1	20,00	4 825	32,35	891	35,57	380	41,32	45	39,44	-	-	330	40,11	66 927	34,76	
3L/M	19 498	28,21	9 143	33,59	1 377	31,68	1 290	34,92	4 914	35,16	1 349	30,93	64	16,17	-	-	-	-	-	-	-	-	-	-	59 588	31,95	
3M	13 451	25,13	8 151	31,87	4 993	21,86	1 471	26,38	4 448	30,38	1 829	29,62	5 163	24,63	3 805	21,94	613	32,60	774	35,33	5 031	30,73	1 778	31,57	85 177	27,51	
3S/M	2 091	20,39	4 248	26,32	-	-	460	19,30	550	15,00	160	18,16	-	-	-	-	-	-	-	-	-	-	-	-	15 352	23,12	
3XS	-	-	-	-	-	-	-	-	-	-	-	-	-	-	-	-	-	-	-	-	-	-	-	-	-	-	-
3XXS	-	-	-	-	-	-	-	-	-	-	-	-	-	-	-	-	-	-	-	-	-	-	-	-	-	-	-
4L	-	-	3 826	34,96	-	-	-	-	-	-	-	-	-	-	-	-	-	-	-	-	-	-	-	-	4 291	33,70	
4L/M	-	-	1 144	38,37	-	-	-	-	-	-	-	-	-	-	-	-	-	-	-	-	-	-	-	-	3 113	28,64	
4M	-	-	1 250	21,08	-	-	-	-	-	-	-	-	-	-	-	-	163	33,07	200	28,75	1 705	20,28	330	25,18	9 034	23,14	
4S	-	-	-	-	-	-	-	-	-	-	-	-	-	-	-	-	-	-	-	-	-	-	-	-	409	12,03	
4S/M	-	-	-	-	-	-	-	-	-	-	-	-	-	-	-	-	-	-	-	-	-	-	-	-	188	14,46	
Total	405 322	43,80	192 352	44,44	158 436	41,41	54 001	41,59	112 711	44,46	50 640	42,70	91 659	45,67	50 749	43,34	36 789	49,45	13 566	45,98	35 867	41,78	28 693	46,51	2 207 155	43,60	

Data disclaimer: Potatoes SA does not take responsibility for the accuracy or interpretation of company data re-purposed by 3rd parties

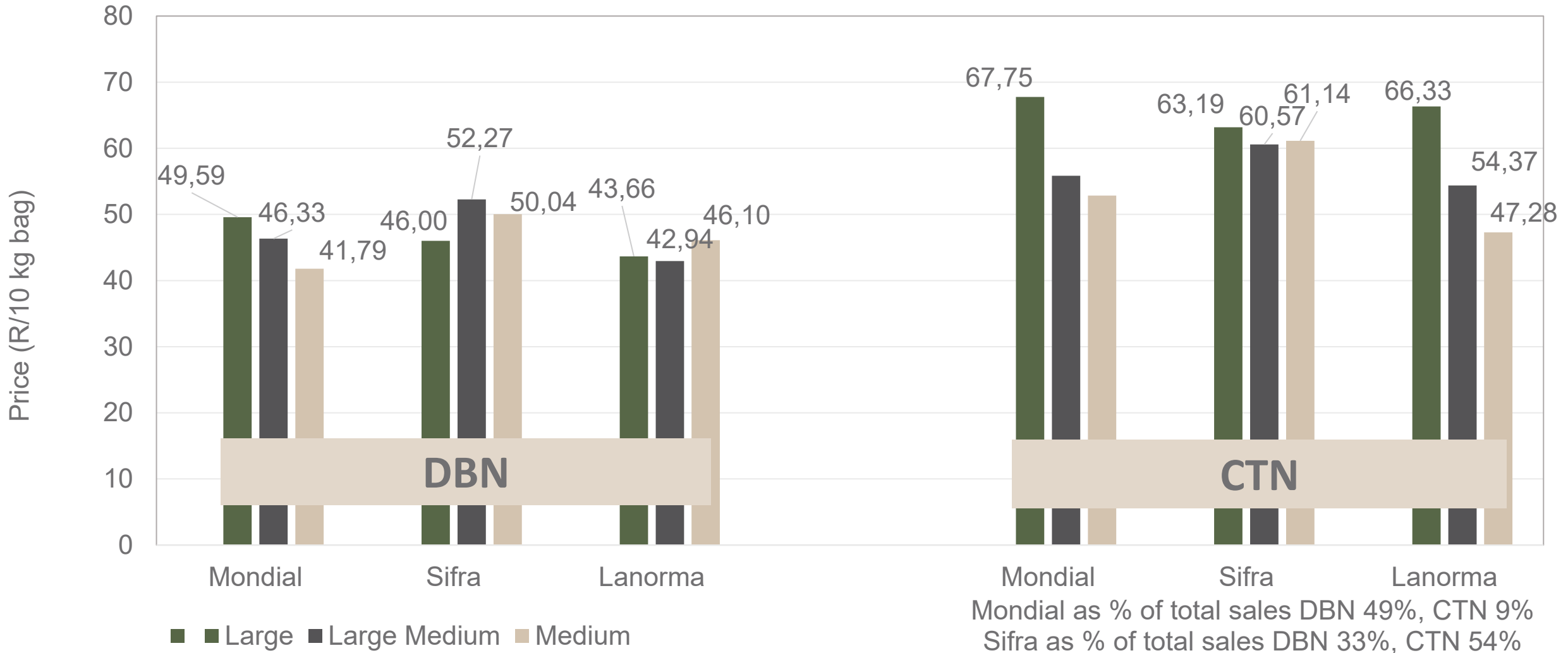
PTA & JHB markets: Average Prices - Different Sizes (only 10 kg bags)



Mondial as % of total sales JHB 56%, PTA 60%
 Sifra as % of total sales JHB 30%, PTA 28%
 Lanorma as % of total sales JHB 4%, PTA 1.57%

Data disclaimer: Potatoes SA does not take responsibility for the accuracy or interpretation of company data re-purposed by 3rd parties

DBN & CTN markets: Average Prices - Different Sizes (only 10 kg bags)




Mondial as % of total sales DBN 49%, CTN 9%
 Sifra as % of total sales DBN 33%, CTN 54%
 Lanorma as % of total sales DBN 2.63%, CTN 33%

Thank you for your time


Feel free to contact us

 Lebo@potatoes.co.za

Jodie@potatoes.co.za

 +27 (0)12 349 1906

 6 De Havilland Crescent
Persequor Techno Park
Persequor Park
Pretoria

 www.potatoes.co.za



Potatoes
Aartappels SA