



Weekly Market Information

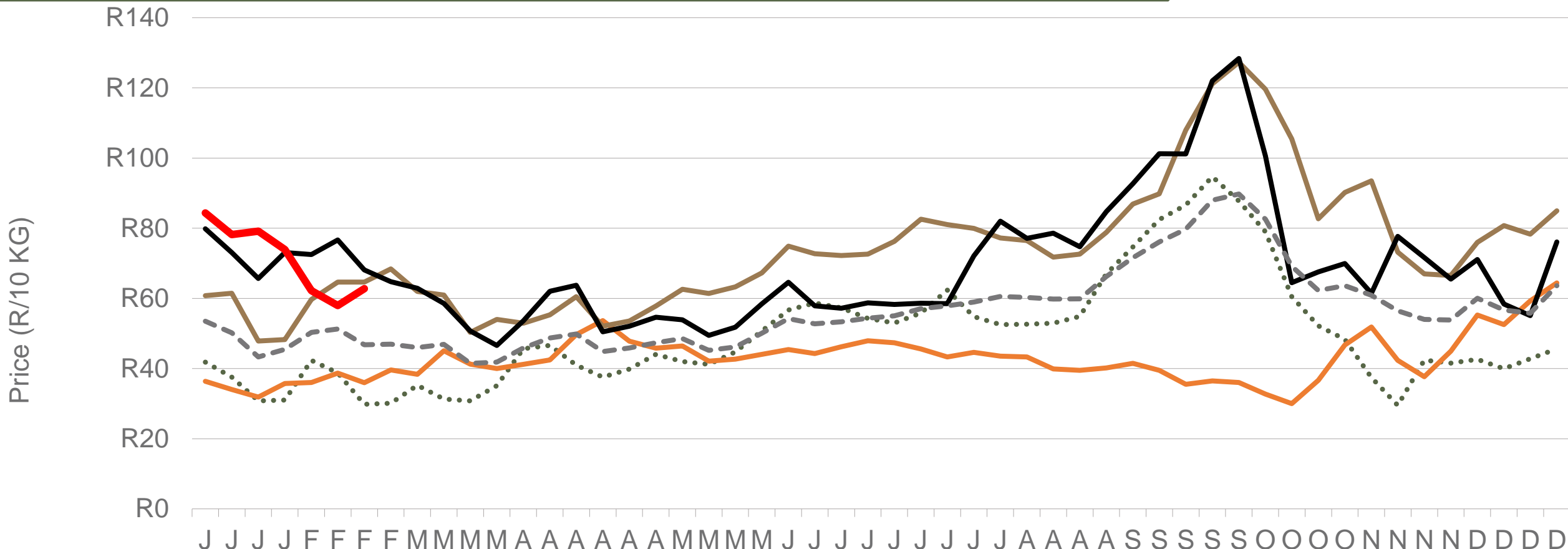
14 February 2025





**Potatoes
Aartappels SA**

www.potatoes.co.za

Average weekly price – all markets & all classes



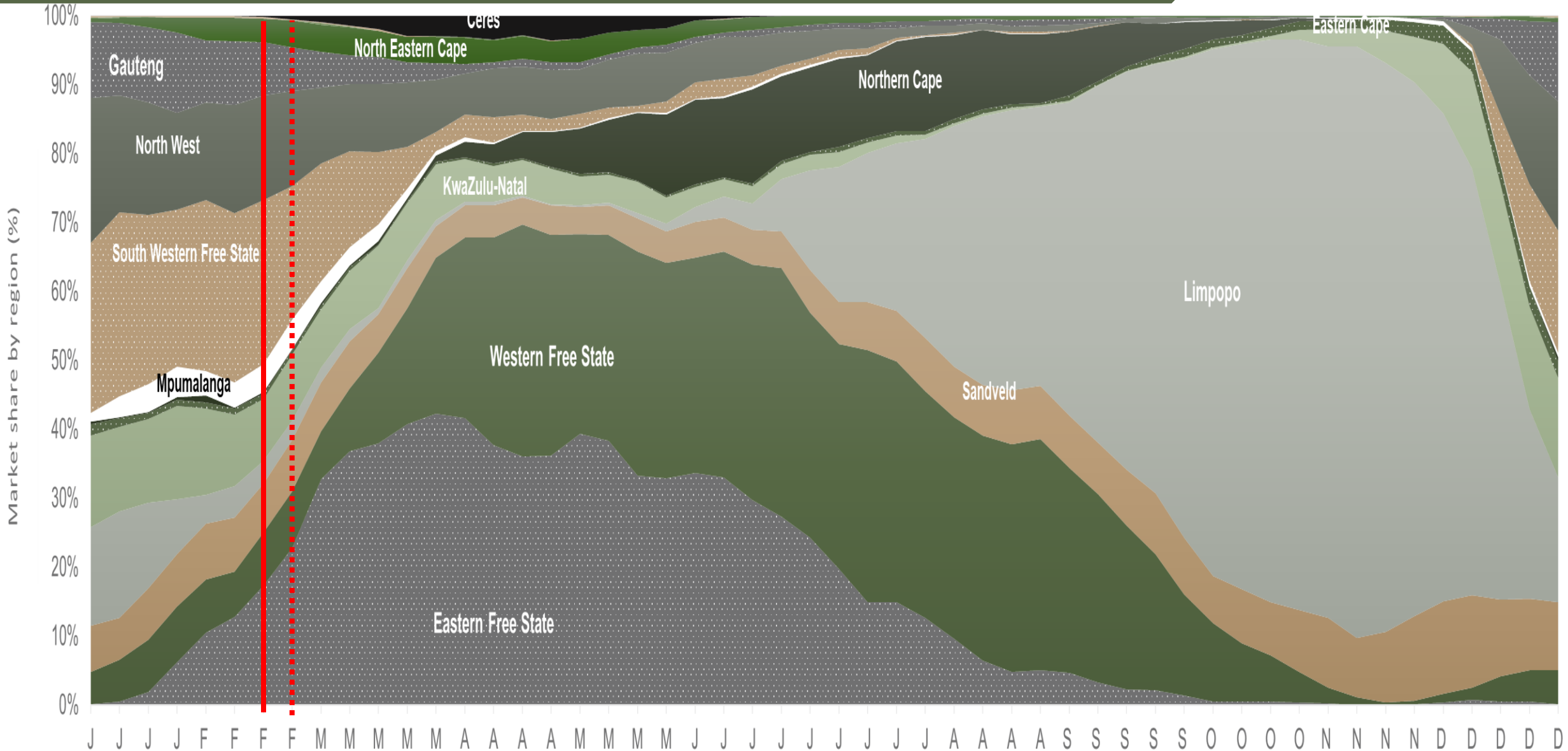
20%
(Week on Week)



8%
(Week on week)

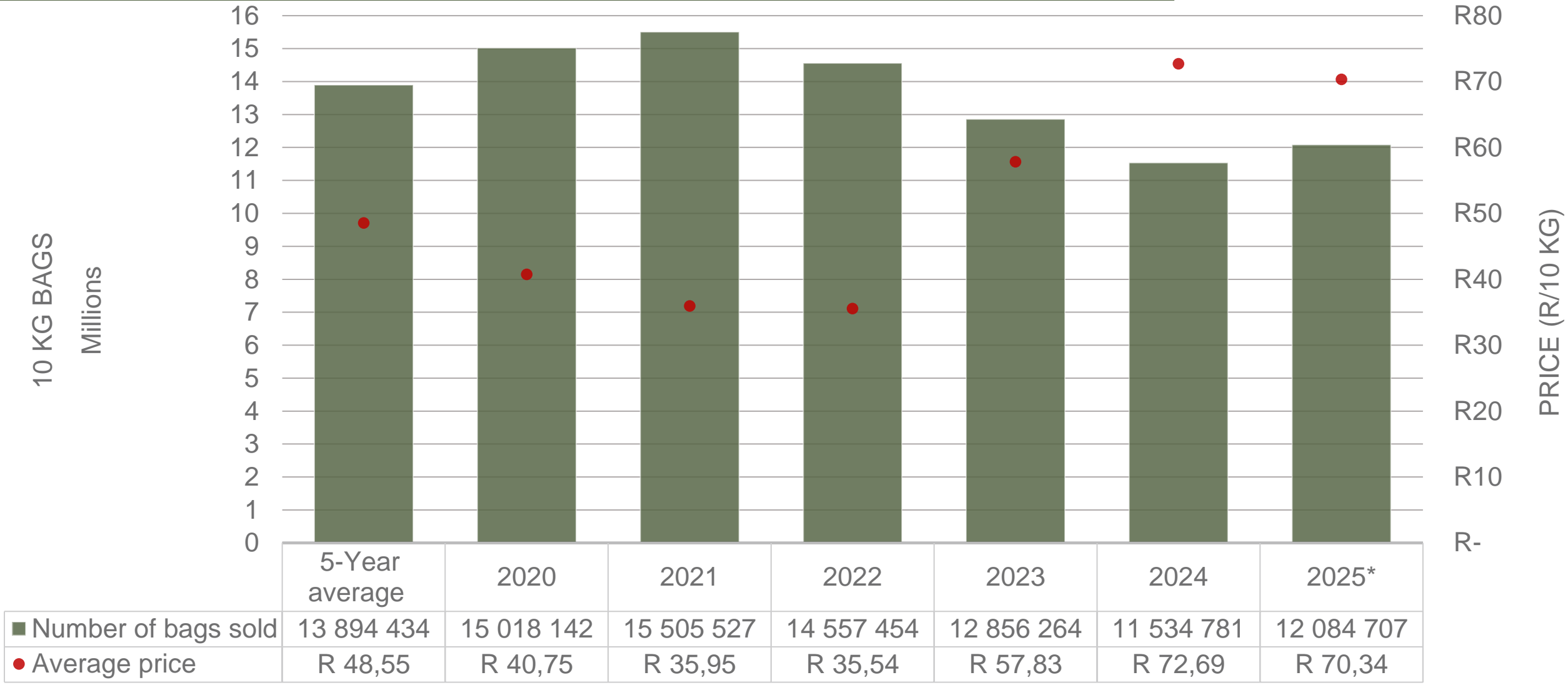


Market share of regions on fresh produce markets 2019-2024



Data disclaimer: Potatoes SA does not take responsibility for the accuracy or interpretation of company data re-purposed by 3rd parties

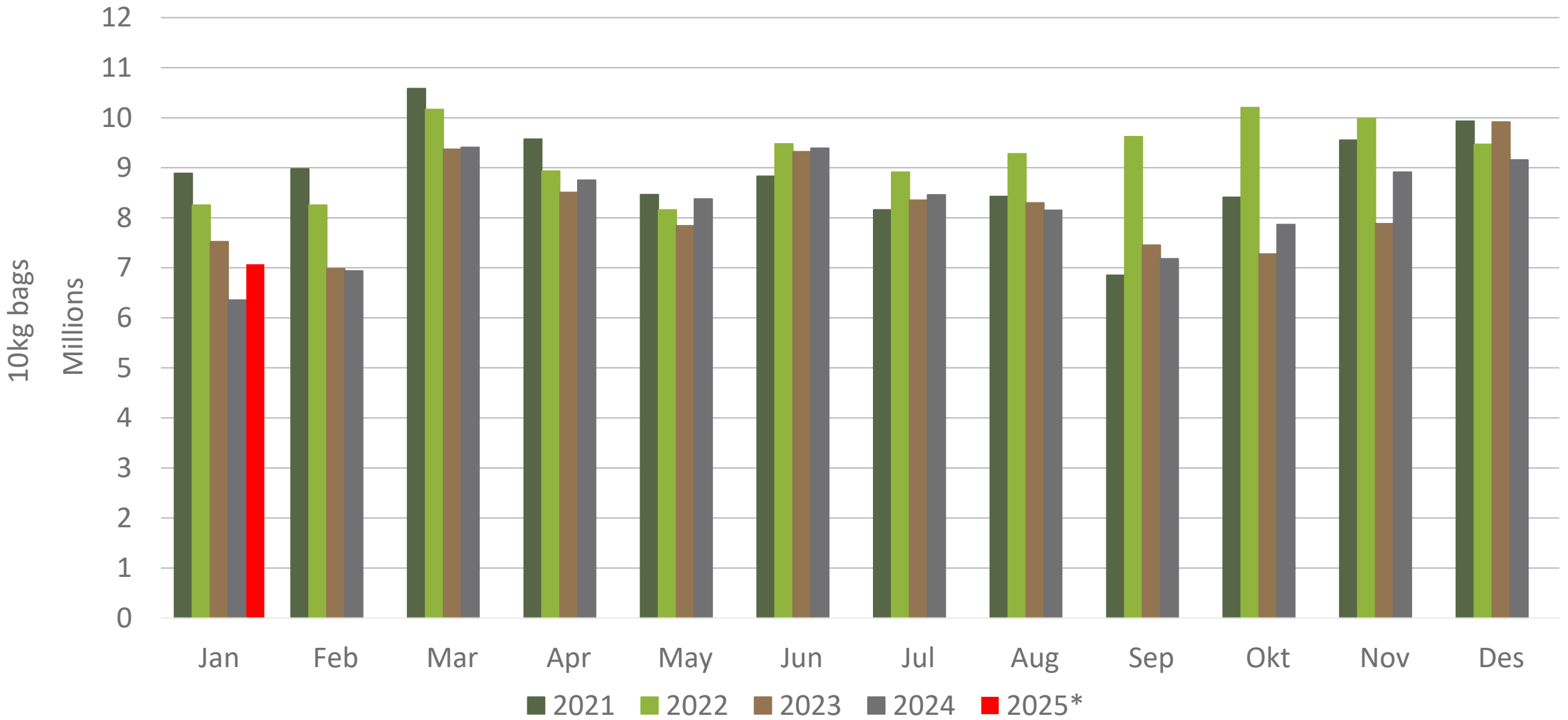
Cumulative total number of 10 kg bags sold on markets:



Sold 1 809 727 bags **less** than the **5-year average** (2020 to 2024) of the first 7 weeks of 2025

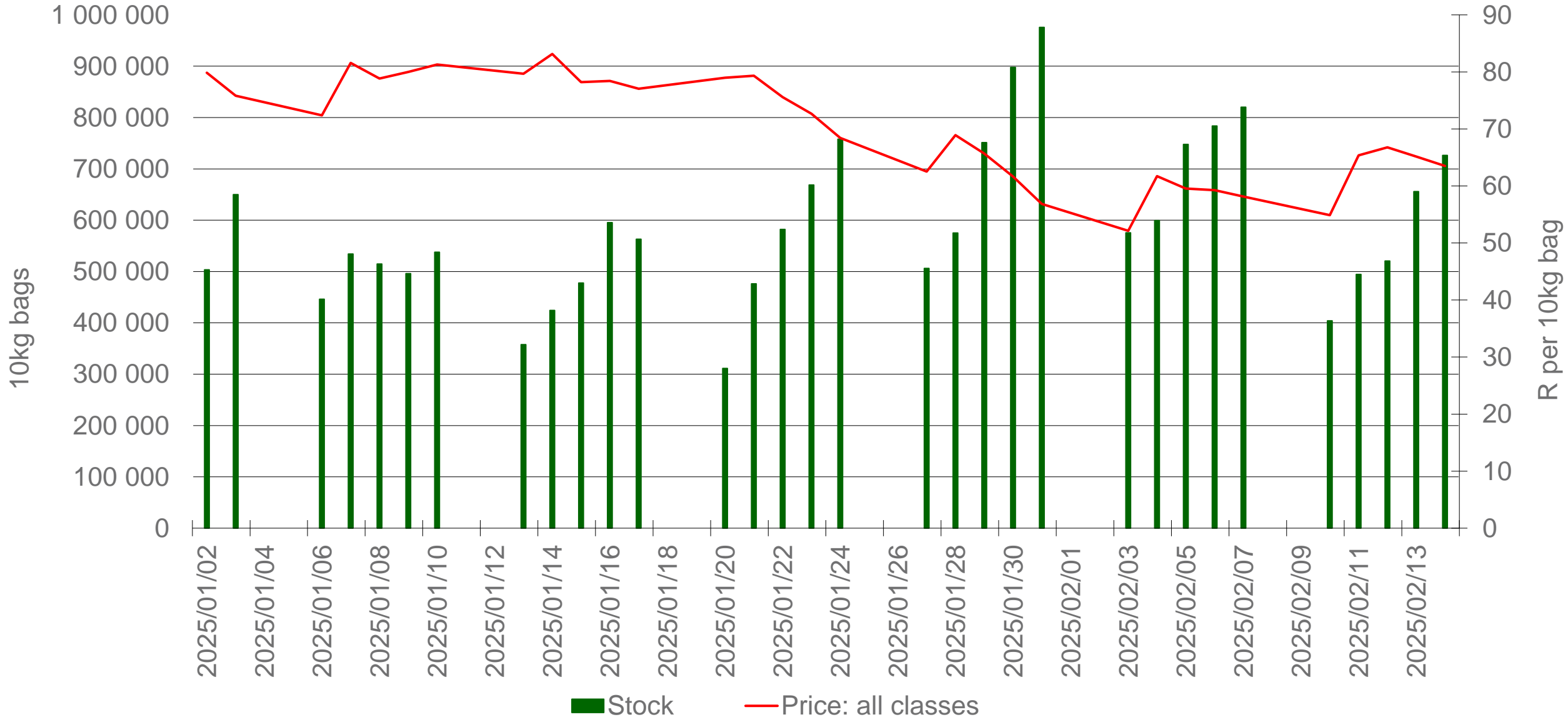
Data disclaimer: Potatoes SA does not take responsibility for the accuracy or interpretation of company data re-purposed by 3rd parties

Monthly sales volumes on markets: Potatoes



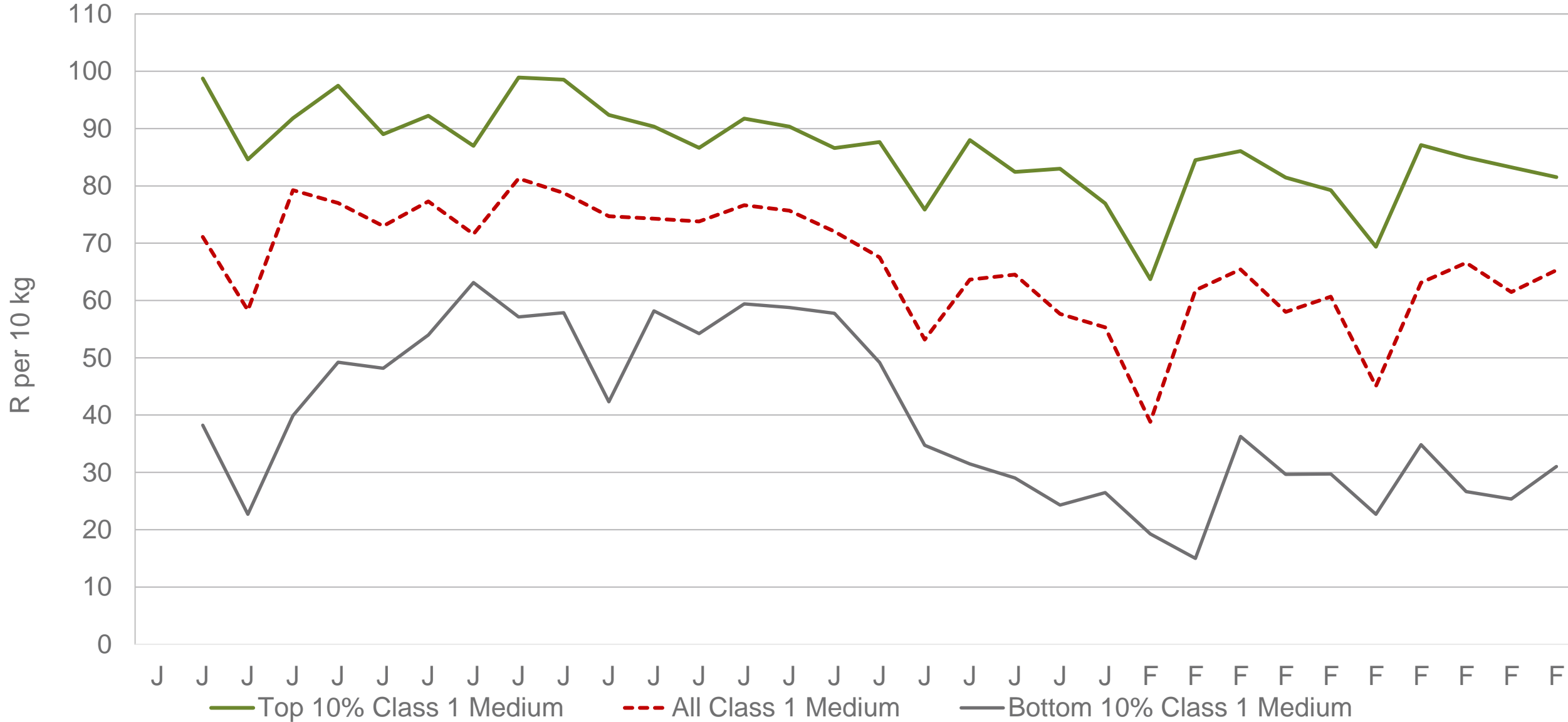
Data disclaimer: Potatoes SA does not take responsibility for the accuracy or interpretation of company data re-purposed by 3rd parties

RSA daily Price versus Daily Available stocks (all classes & all sizes)



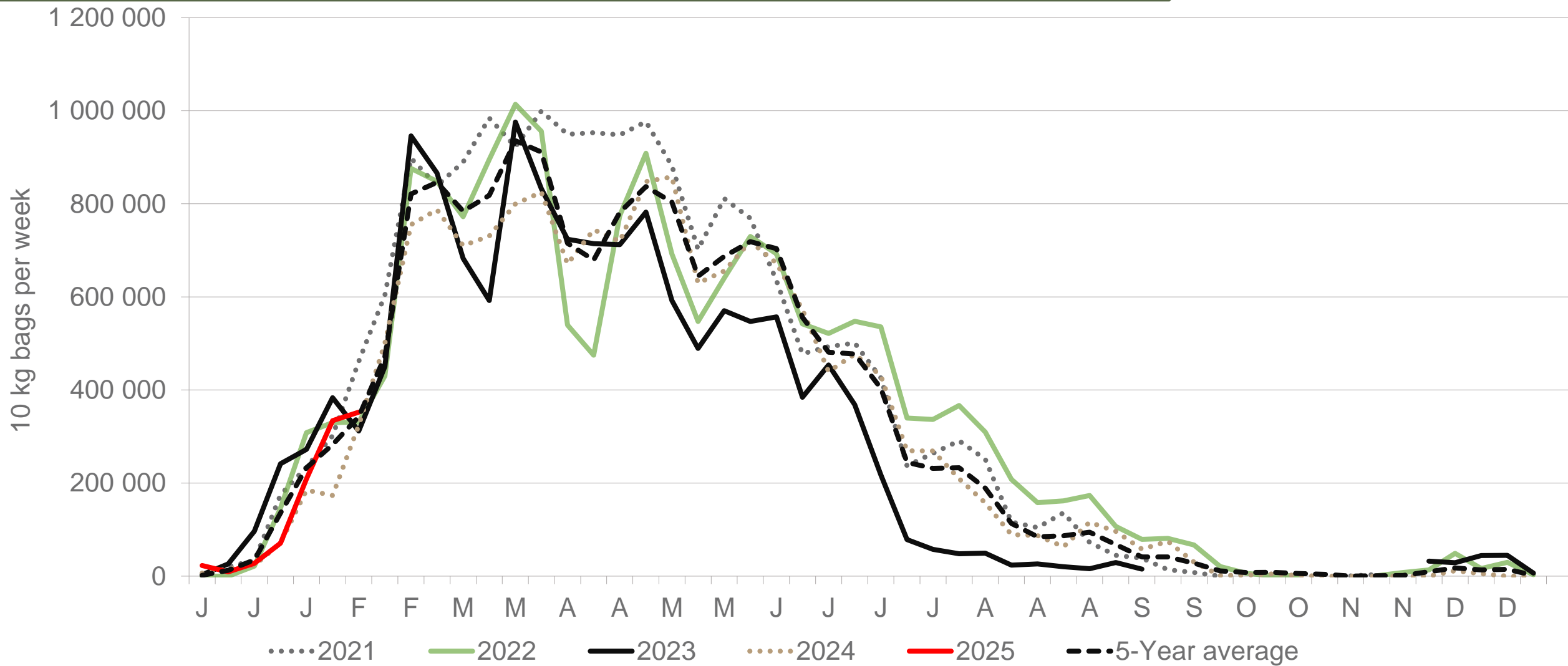
Data disclaimer: Potatoes SA does not take responsibility for the accuracy or interpretation of company data re-purposed by 3rd parties

JHB market daily : Top 10% versus Bottom 10% prices – Class 1 Medium (Since January 2025)



Data disclaimer: Potatoes SA does not take responsibility for the accuracy or interpretation of company data re-purposed by 3rd parties

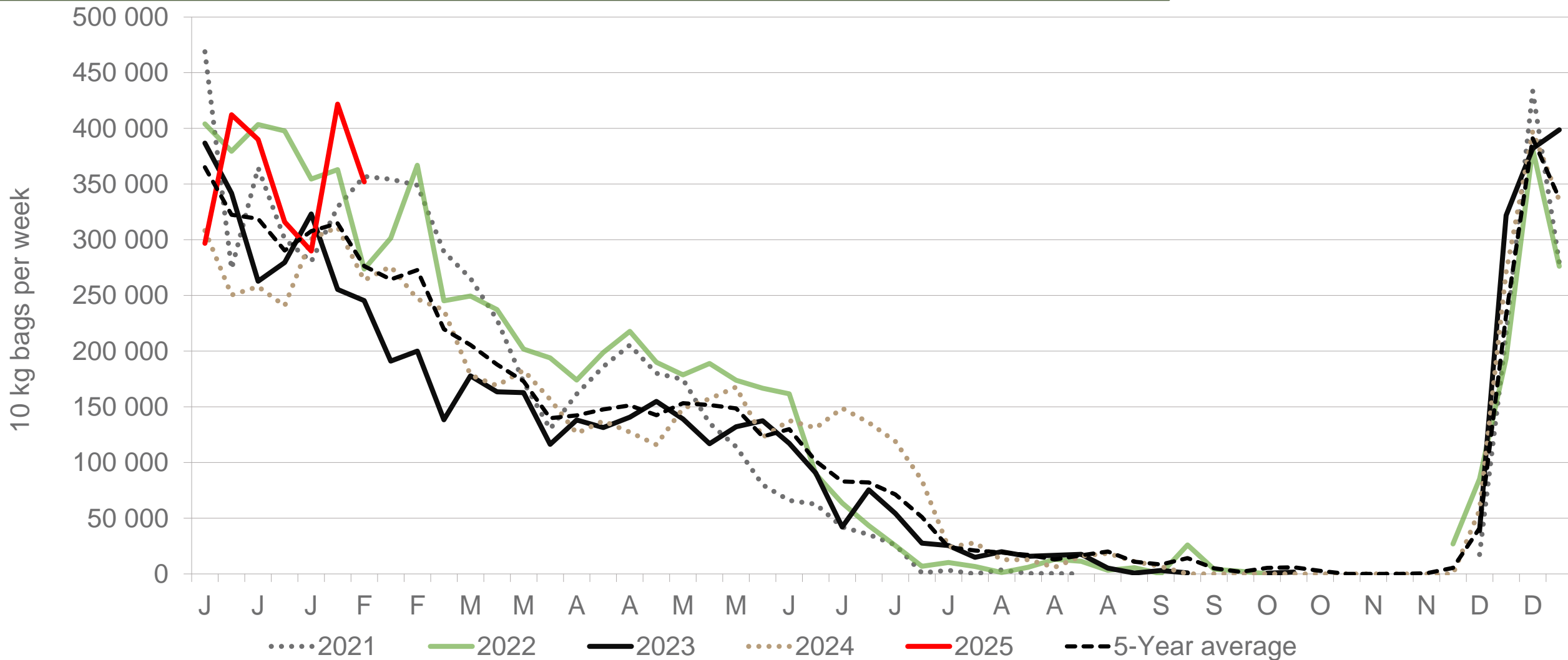
Eastern Free State: Amount of 10 kg bags per week sold on FPMs (all classes)



Sold 28% bags **more** than the first 7 weeks of 2024 and 17 882 bags **less** than the 5-year average (2020 to 2024) of the first 7 weeks of each year.

Data disclaimer: Potatoes SA does not take responsibility for the accuracy or interpretation of company data re-purposed by 3rd parties

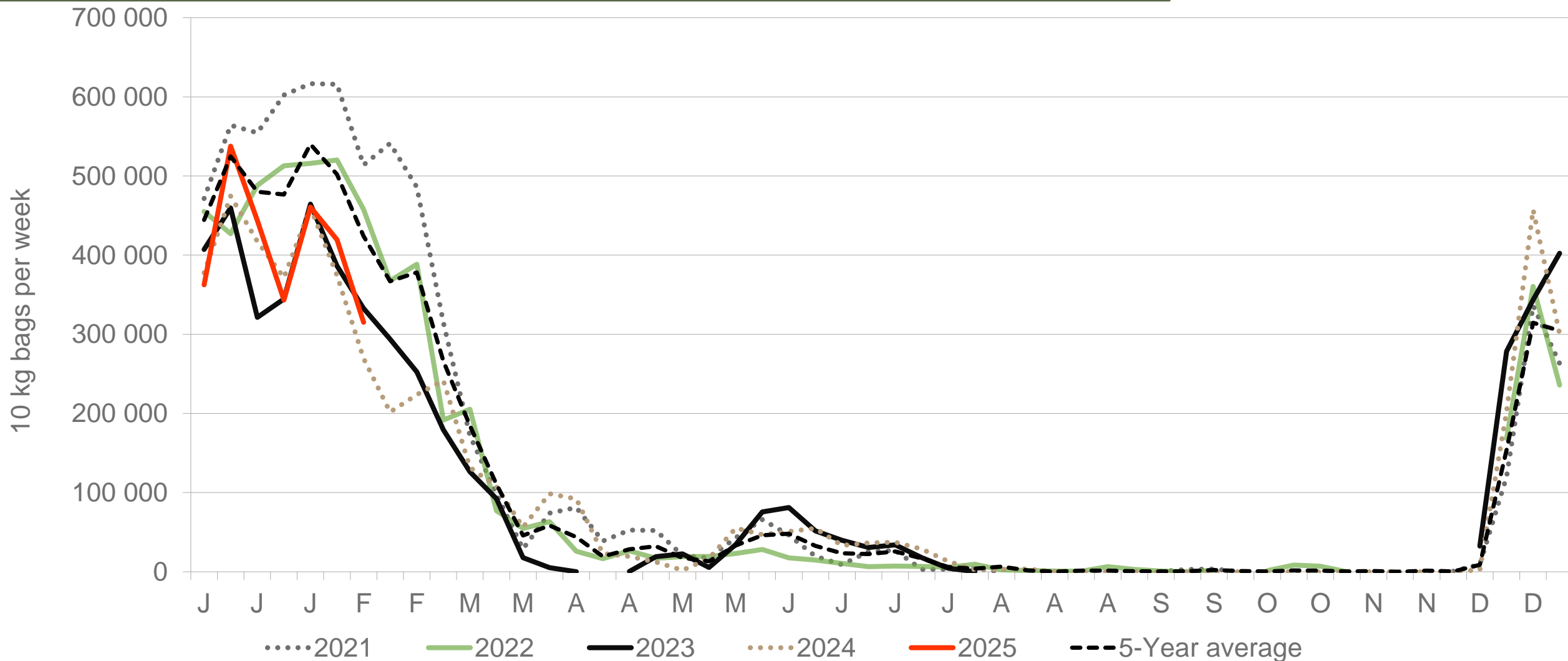
North-West: Amount of 10 kg bags per week sold on FPMs (all classes)



Sold 28% bags **more** than the first 7 weeks of 2024 and 283 031 bags **more** than the 5-year average (2020 to 2024) of the first 7 weeks of each year.

Data disclaimer: Potatoes SA does not take responsibility for the accuracy or interpretation of company data re-purposed by 3rd parties

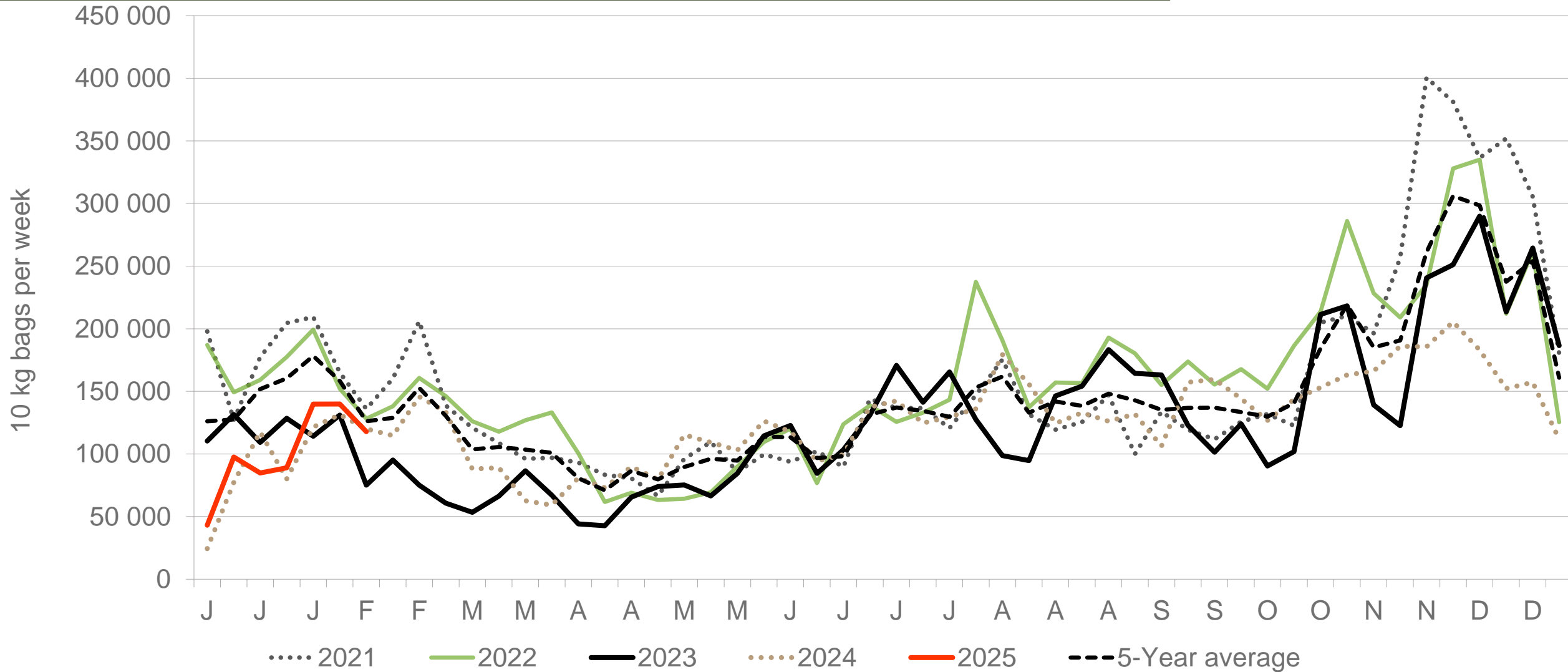
Southwestern Free State: Amount of 10 kg bags per week sold on FPMs (all classes)



Sold 5,02% bags **more** than the first 7 weeks of 2024 and 509 176 bags **less** than the 5-year average (2020 to 2024) of the first 7 weeks of each year.

Data disclaimer: Potatoes SA does not take responsibility for the accuracy or interpretation of company data re-purposed by 3rd parties

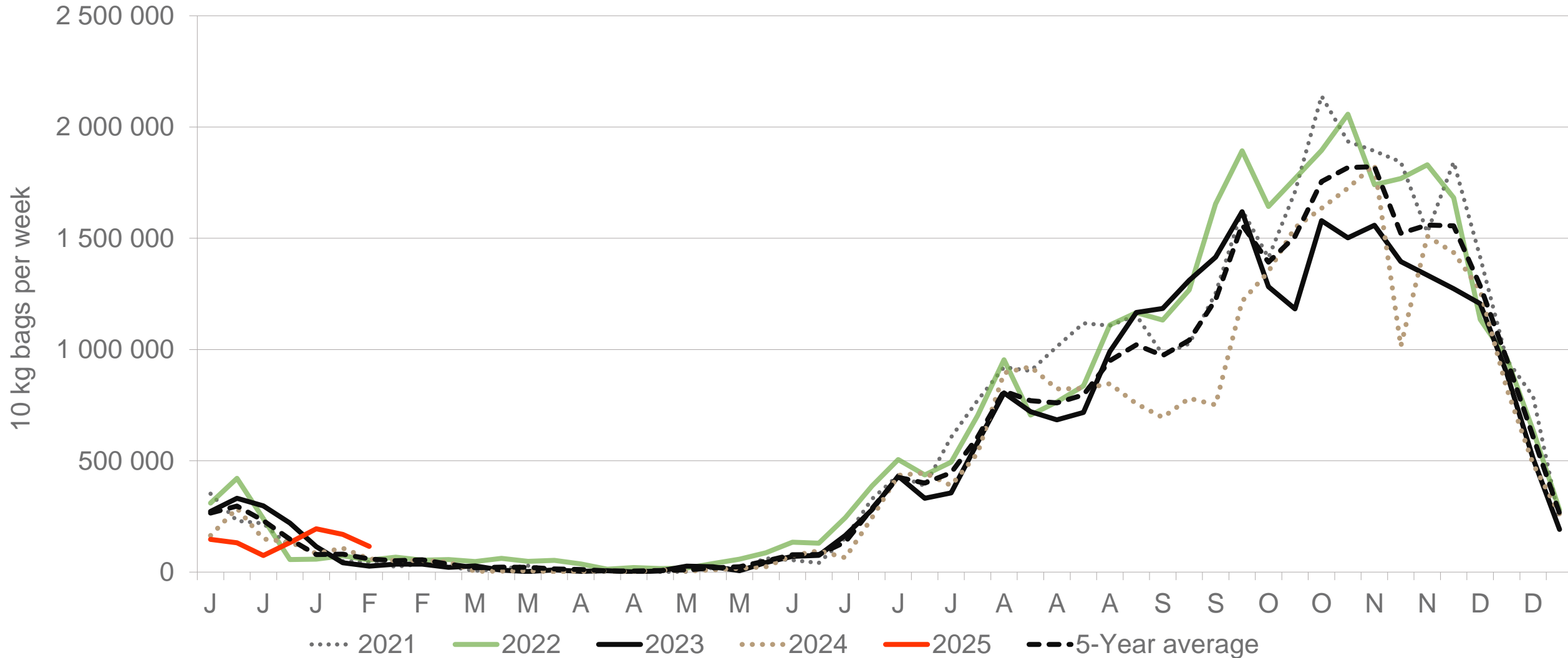
Sandveld: Amount of 10 kg bags per week sold on FPMs (all classes)



Sold 6% bags **more** than the first 7 weeks of 2024 and 316 800 bags **less** than the 5-year average (2020 to 2024) of the first 7 weeks of each year.

Data disclaimer: Potatoes SA does not take responsibility for the accuracy or interpretation of company data re-purposed by 3rd parties

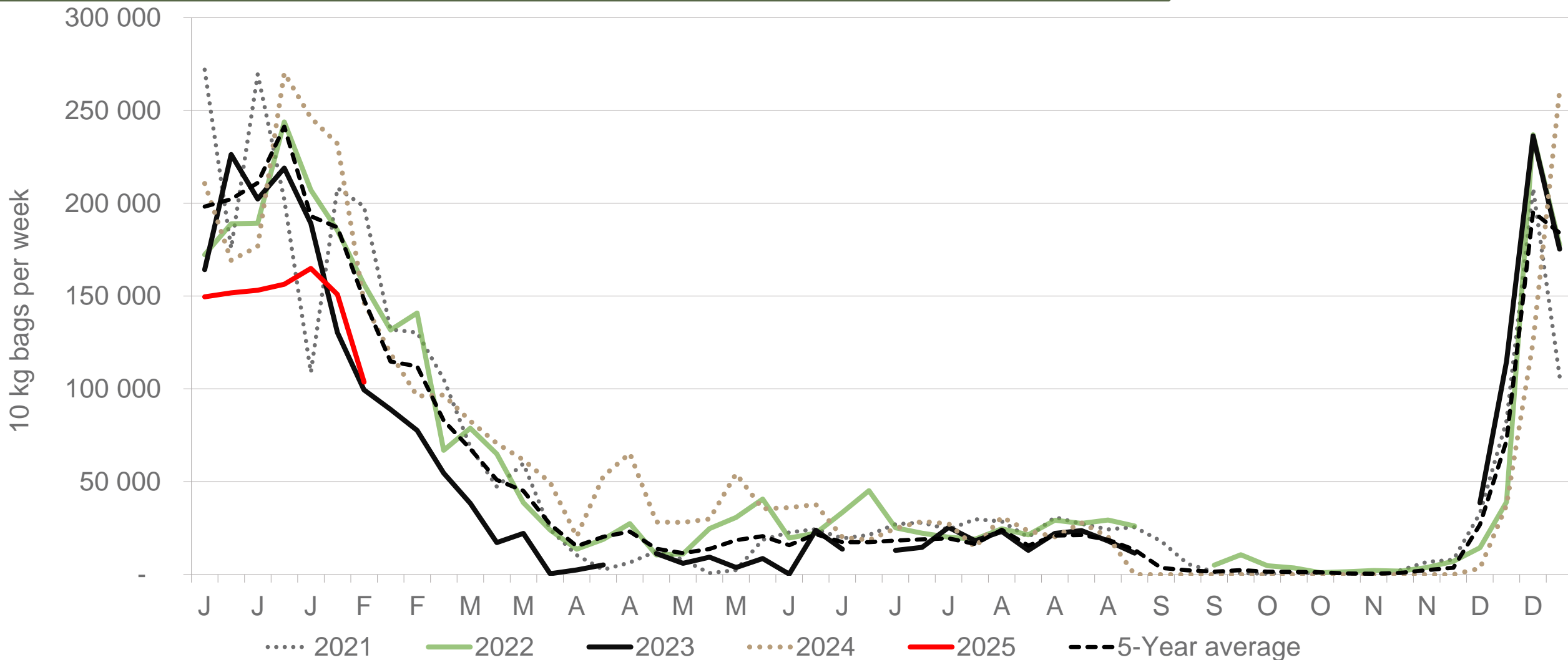
Limpopo: Amount of 10 kg bags per week sold on FPMs (all classes)



Sold 2% bags **less** than the first 7 weeks of 2024 and 193 988 bags **less** than the 5-year average (2020 to 2024) of the first 7 weeks of each year.

Data disclaimer: Potatoes SA does not take responsibility for the accuracy or interpretation of company data re-purposed by 3rd parties

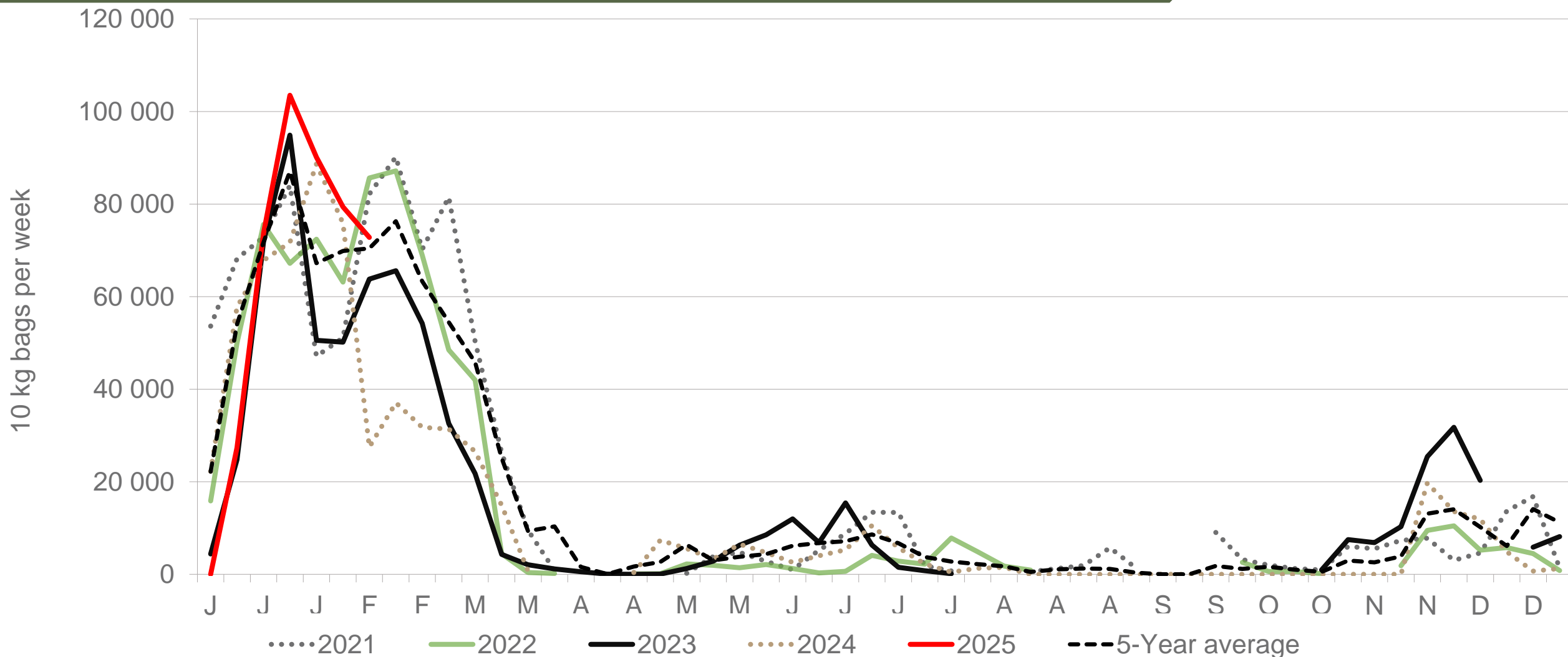
Gauteng: Amount of 10 kg bags per week sold on FPMs (all classes)



Sold 29% bags **less** than the first 7 weeks of 2024 and 350 676 bags **less** than the 5-year average (2020 to 2024) of the first 7 weeks of each year.

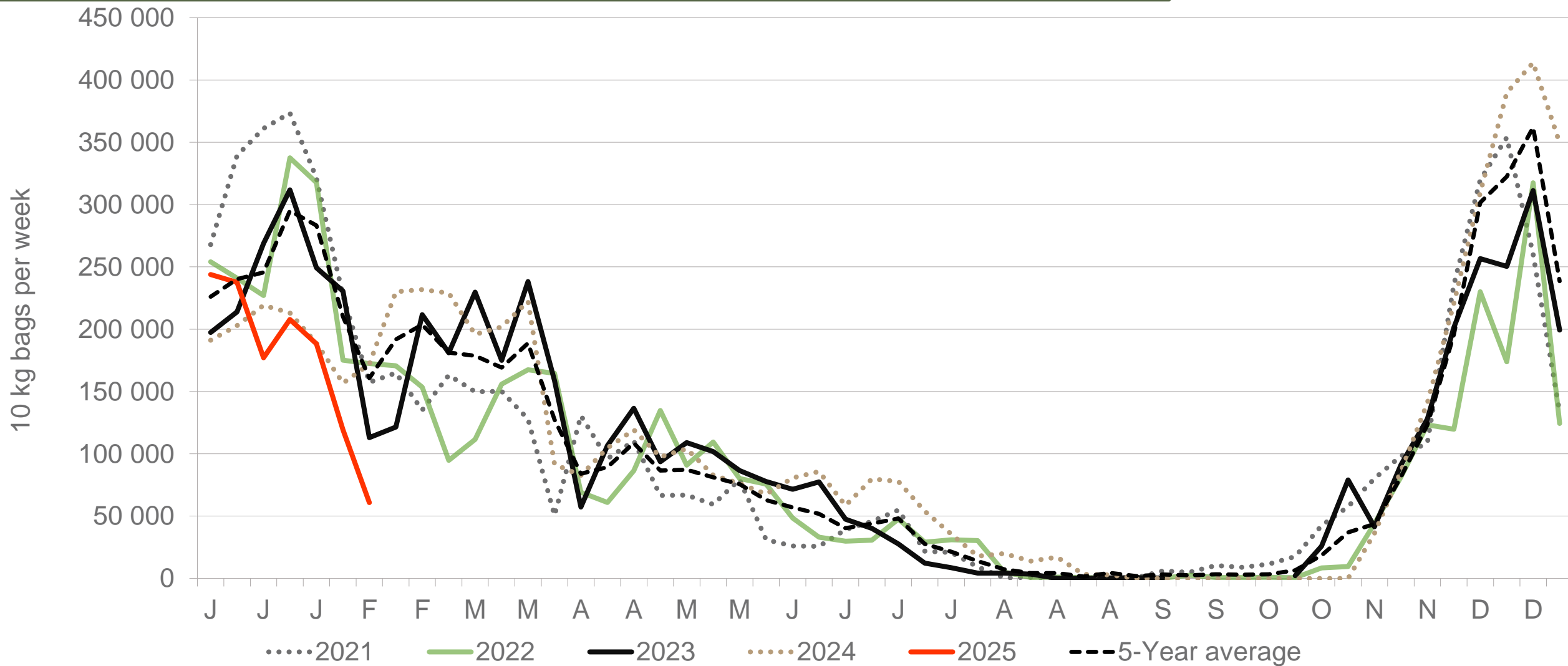
Data disclaimer: Potatoes SA does not take responsibility for the accuracy or interpretation of company data re-purposed by 3rd parties

Mpumalanga: Amount of 10 kg bags per week sold on FPMs (all classes)



Sold 9% bags **more** than the first 7 weeks of 2024 and 4 349 bags **more** than the 5-year average (2020 to 2024) of the 7 weeks of each year.

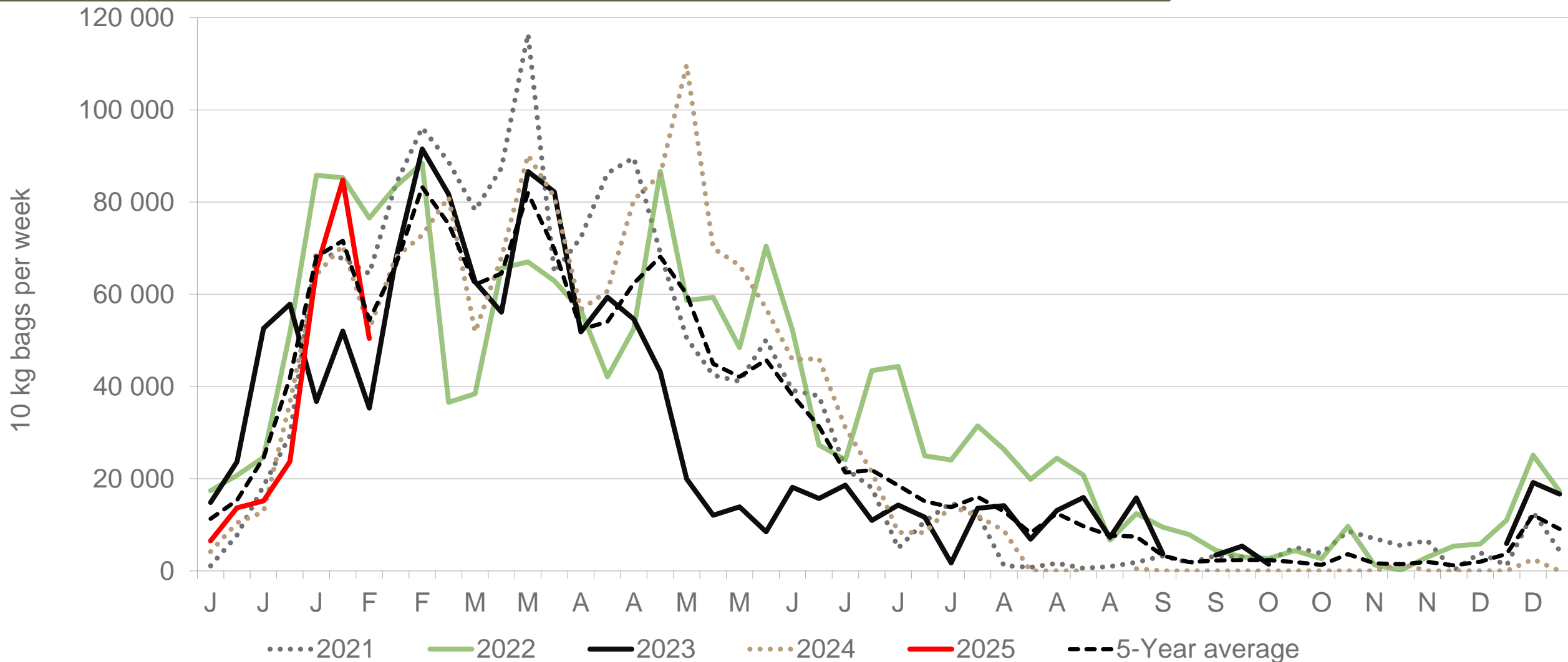
KwaZulu-Natal: Amount of 10 kg bags per week sold on FPMs (all classes)



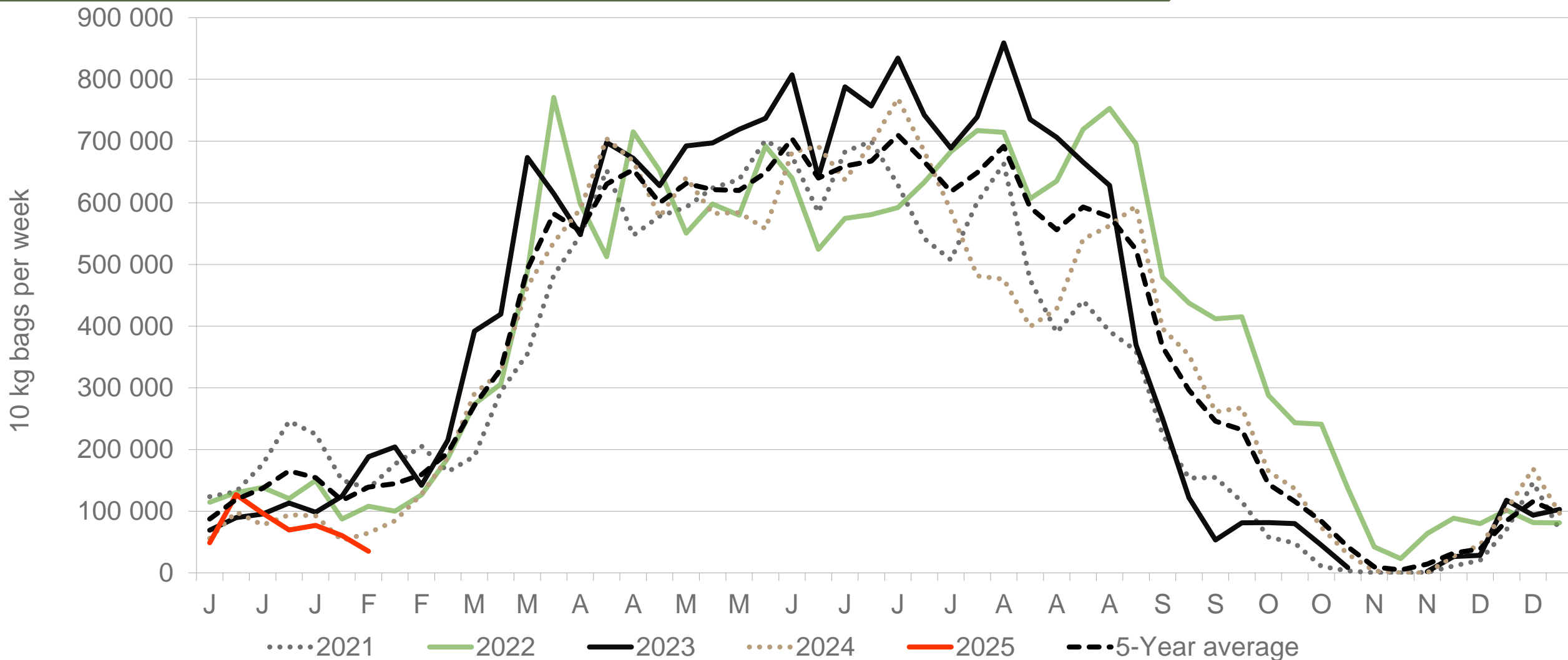
Sold 8,12% bags **less** than the first 7 weeks of 2024 and 426 371 bags **less** than the 5-year average (2020 to 2024) of the first 7 weeks of each year.

Data disclaimer: Potatoes SA does not take responsibility for the accuracy or interpretation of company data re-purposed by 3rd parties

North Eastern Cape: Amount of 10 kg bags per week sold on FPMs (all classes)



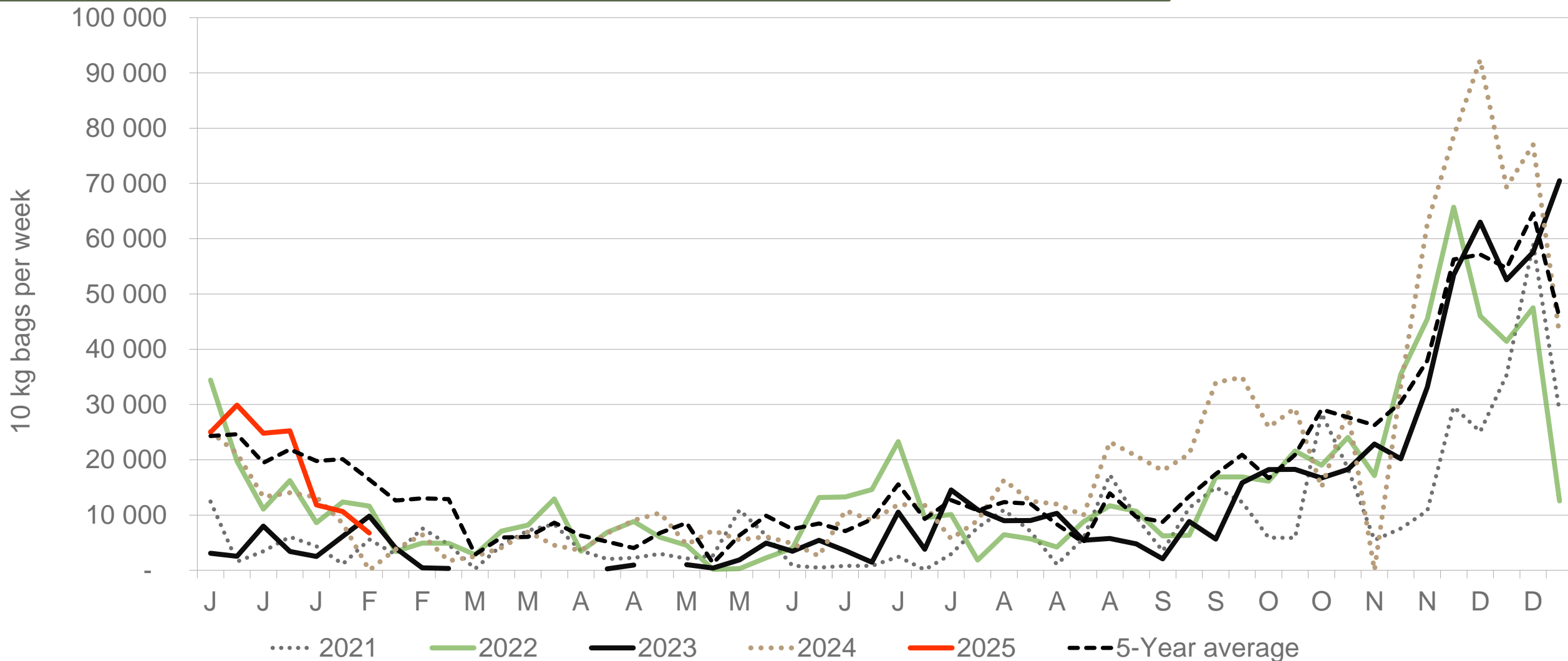
Western Free State : Amount of 10 kg bags per week sold on FPMs (all classes)



Sold 4% bags **less** than the first 7 weeks of 2024 and 405 553 bags **less** than the 5-year average (2020 to 2024) of the first 7 weeks of each year.

Data disclaimer: Potatoes SA does not take responsibility for the accuracy or interpretation of company data re-purposed by 3rd parties

Eastern Cape: Amount of 10 kg bags per week sold on FPMs (all classes)



Sold 41% bags **more** than the first 7 weeks of 2024 and 18 252 bags **more** than the 5-year average (2020 to 2024) of the 7 weeks of each year.

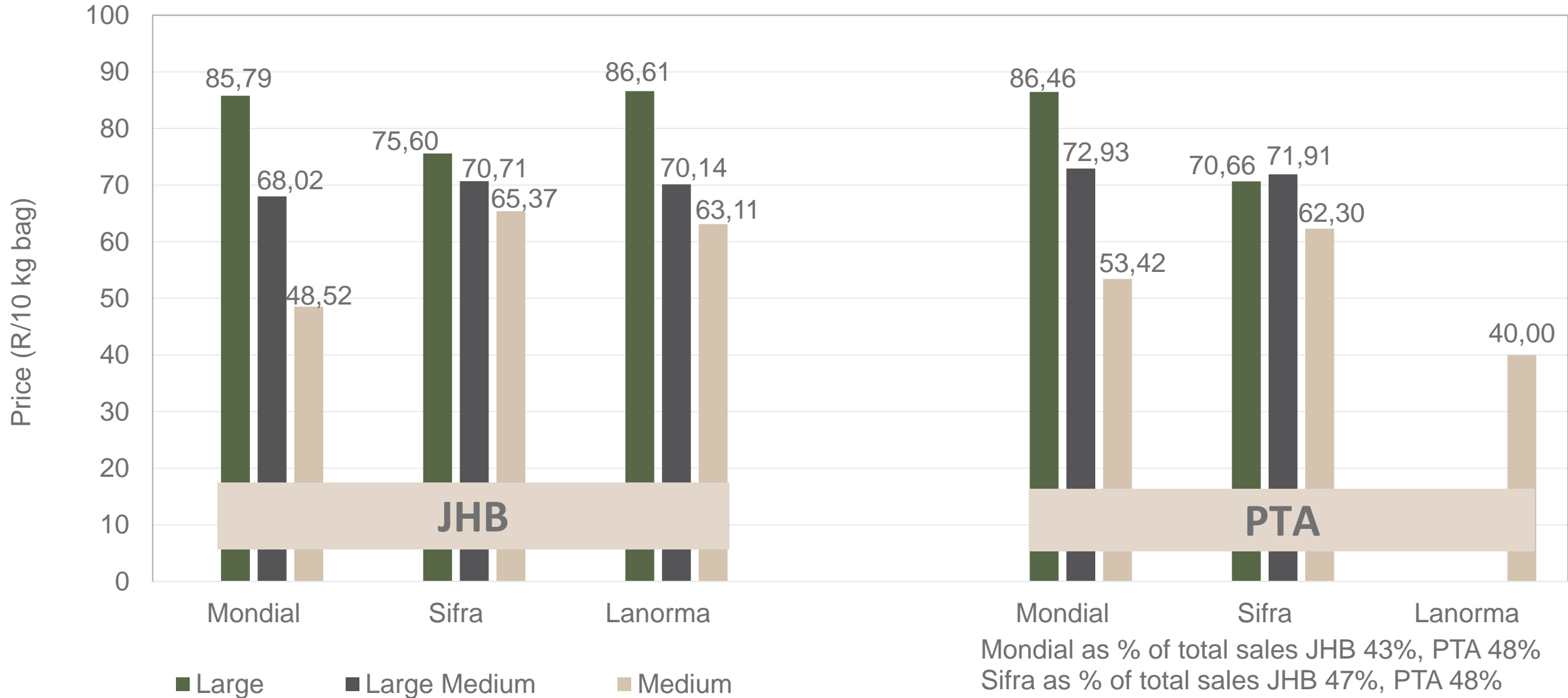
Data disclaimer: Potatoes SA does not take responsibility for the accuracy or interpretation of company data re-purposed by 3rd parties

Average weekly prices and volumes for 10 kg bags of potatoes sold on selected markets from selected production regions

Klas & Grootte	Eastern Free State				North West				South Western Freestate				Sandveld		Limpopo				Gauteng				All Regions	
	JOH		PRE		JOH		PRE		JOH		PRE		CAP		JOH		PRE		JOH		PRE		All Markets	
	Volume 10kg	Prices R/10kg	Volume 10kg	Prices R/10kg	Volume 10kg	Prices R/10kg	Volume 10kg	Prices R/10kg	Volume 10kg	Prices R/10kg	Volume 10kg	Prices R/10kg	Volume 10kg	Prices R/10kg	Volume 10kg	Prices R/10kg	Volume 10kg	Prices R/10kg	Volume 10kg	Prices R/10kg	Volume 10kg	Prices R/10kg	Volume 10kg	Prices R/10kg
1L	43 350	88,93	13 694	81,96	24 713	82,73	11 135	83,40	18 361	79,94	7 993	71,91	9 656	80,88	5 693	83,91	4 253	79,89	10 023	74,57	6 636	65,31	277 644	79,76
1L/M	56 626	73,08	16 156	73,23	47 193	71,04	18 879	80,33	44 905	73,78	16 617	75,54	28 727	72,86	12 710	65,07	6 261	68,60	21 983	64,30	7 627	55,64	420 640	71,95
1M	32 662	60,08	13 270	59,94	35 668	69,11	17 034	69,65	25 697	68,44	7 816	69,99	23 616	68,00	23 295	46,44	5 683	51,22	12 079	55,60	8 260	49,74	325 959	62,83
1S	8 024	36,58	1 974	32,07	16 583	40,38	5 458	32,65	4 044	34,57	2 414	32,59	5 597	42,15	1 587	26,13	256	3,28	5 102	33,08	3 147	21,79	85 854	40,28
1S/M	8 382	42,40	3 091	44,42	18 821	55,75	10 450	51,98	6 163	52,03	3 262	50,63	2 213	42,36	8 036	31,13	2 118	26,54	2 735	38,48	1 749	39,10	107 226	50,27
1XL	440	95,00	-	-	-	-	-	-	-	-	-	-	-	-	-	-	-	-	-	-	-	-	440	95,00
1XS	1 786	25,71	-	-	7 299	52,01	-	-	3 805	45,50	-	-	-	-	2 323	15,70	-	-	641	20,35	-	-	17 009	39,10
1XXS	-	-	-	-	-	-	-	-	-	-	-	-	-	-	-	-	-	-	-	-	-	-	-	-
2L	11 700	66,34	6 391	84,76	2 408	76,20	1 697	74,75	317	79,63	2 371	65,96	4 493	72,93	928	65,44	2 860	73,54	2 241	62,00	332	62,95	72 294	70,22
2L/M	10 243	58,70	5 642	72,82	2 133	56,79	290	58,64	700	73,53	3 492	62,53	10 135	62,64	1 971	45,28	6 297	58,23	3 063	44,95	-	-	78 787	59,31
2M	9 650	46,75	4 638	58,87	2 346	40,84	166	47,37	528	66,45	1 835	66,29	14 275	52,18	6 645	32,26	6 906	43,55	2 704	41,31	200	40,00	83 952	48,18
2S	2 321	22,80	1 210	31,63	111	10,00	-	-	-	-	260	30,00	3 648	29,08	-	-	1 585	18,98	1 120	25,28	287	27,70	16 360	27,88
2S/M	751	29,67	743	29,19	75	25,00	-	-	-	-	821	41,91	1 380	38,30	243	15,39	80	10,00	-	-	394	27,75	11 207	37,05
2XL	-	-	-	-	-	-	-	-	-	-	-	-	-	-	-	-	-	-	-	-	-	-	-	-
2XS	110	30,55	-	-	-	-	-	-	200	31,17	-	-	-	-	197	5,00	-	-	-	-	-	-	2 310	14,54
2XXS	-	-	-	-	-	-	-	-	-	-	-	-	-	-	-	-	-	-	-	-	-	-	-	-
3L	5 914	50,98	2 784	55,35	18	18,33	401	35,73	2 409	47,66	768	49,56	1 108	50,71	792	35,14	198	53,38	439	49,11	-	-	23 911	50,32
3L/M	3 699	39,18	3 579	45,37	4 835	52,05	4 965	52,06	307	15,58	110	52,73	902	48,36	101	34,41	654	39,97	-	-	-	-	31 312	49,21
3M	7 768	31,36	5 492	39,49	3 230	46,50	1 371	43,46	2 829	34,58	1 655	34,79	2 618	34,34	544	30,93	1 919	31,24	629	20,34	-	-	53 310	39,16
3S/M	287	19,61	123	33,49	110	25,00	-	-	-	-	123	42,99	-	-	-	-	-	-	-	-	-	-	2 282	34,82
3XS	-	-	-	-	-	-	-	-	-	-	-	-	-	-	-	-	-	-	-	-	-	-	-	-
3XXS	-	-	-	-	-	-	-	-	-	-	-	-	-	-	-	-	-	-	-	-	-	-	-	-
4L	-	-	3 118	49,70	-	-	-	-	-	-	-	-	-	-	-	-	-	-	-	-	161	30,00	3 279	48,73
4L/M	-	-	1 772	55,69	-	-	-	-	-	-	-	-	-	-	-	-	-	-	-	-	-	-	2 641	50,50
4M	-	-	774	39,41	-	-	220	40,09	-	-	-	-	-	-	-	-	81	7,10	-	-	-	-	1 710	35,28
4S	-	-	476	25,33	-	-	-	-	-	-	-	-	-	-	-	-	-	-	-	-	-	-	476	25,33
4S/M	-	-	110	20,00	-	-	-	-	-	-	-	-	-	-	-	-	-	-	-	-	-	-	110	20,00
Total	203 833	65,24	85 355	63,61	165 543	65,05	75 710	65,37	110 265	68,10	51 016	65,42	114 733	61,41	65 097	48,12	40 869	52,36	62 759	56,89	28 919	50,49	1 643 398	62,75

Data disclaimer: Potatoes SA does not take responsibility for the accuracy or interpretation of company data re-purposed by 3rd parties

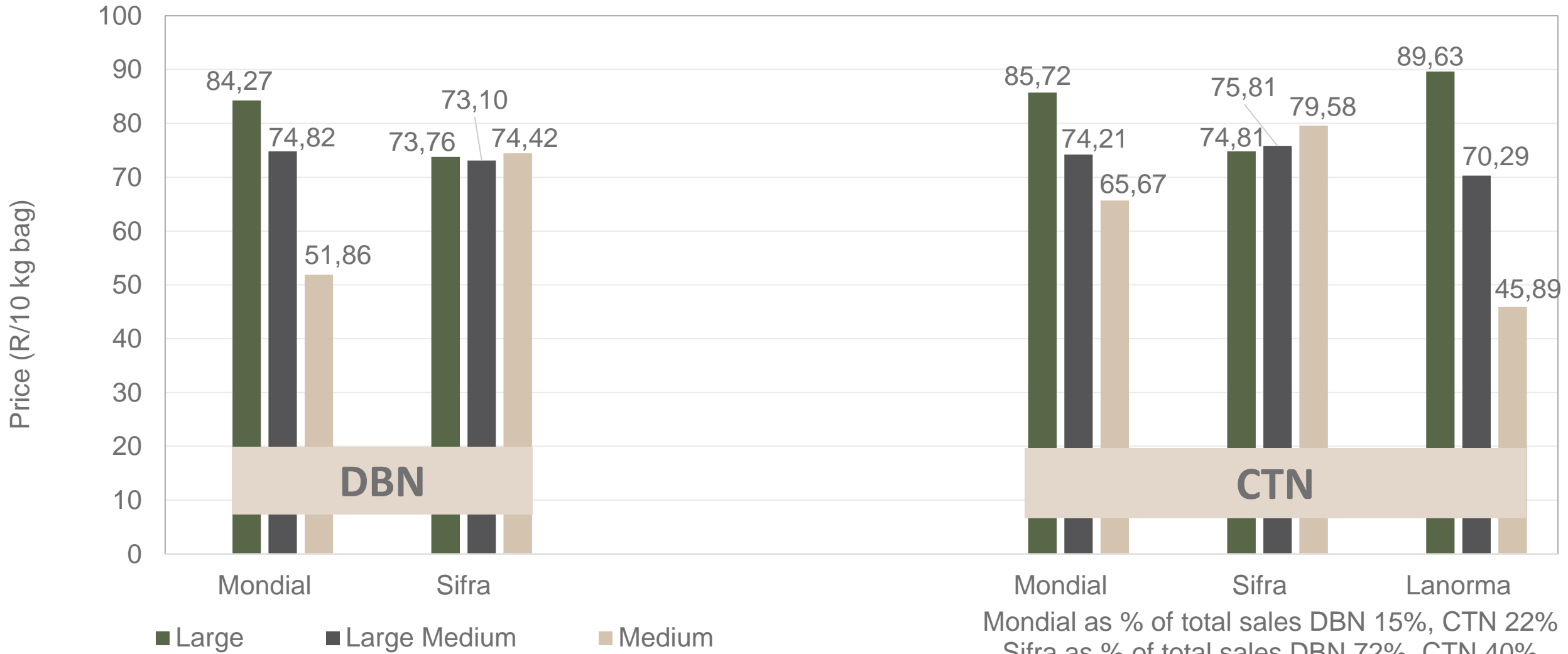
PTA & JHB markets: Average Prices - Different Sizes (only 10 kg bags)



Mondial as % of total sales JHB 43%, PTA 48%
 Sifra as % of total sales JHB 47%, PTA 48%
 Lanorma as % of total sales JHB 6%, PTA 0,01%

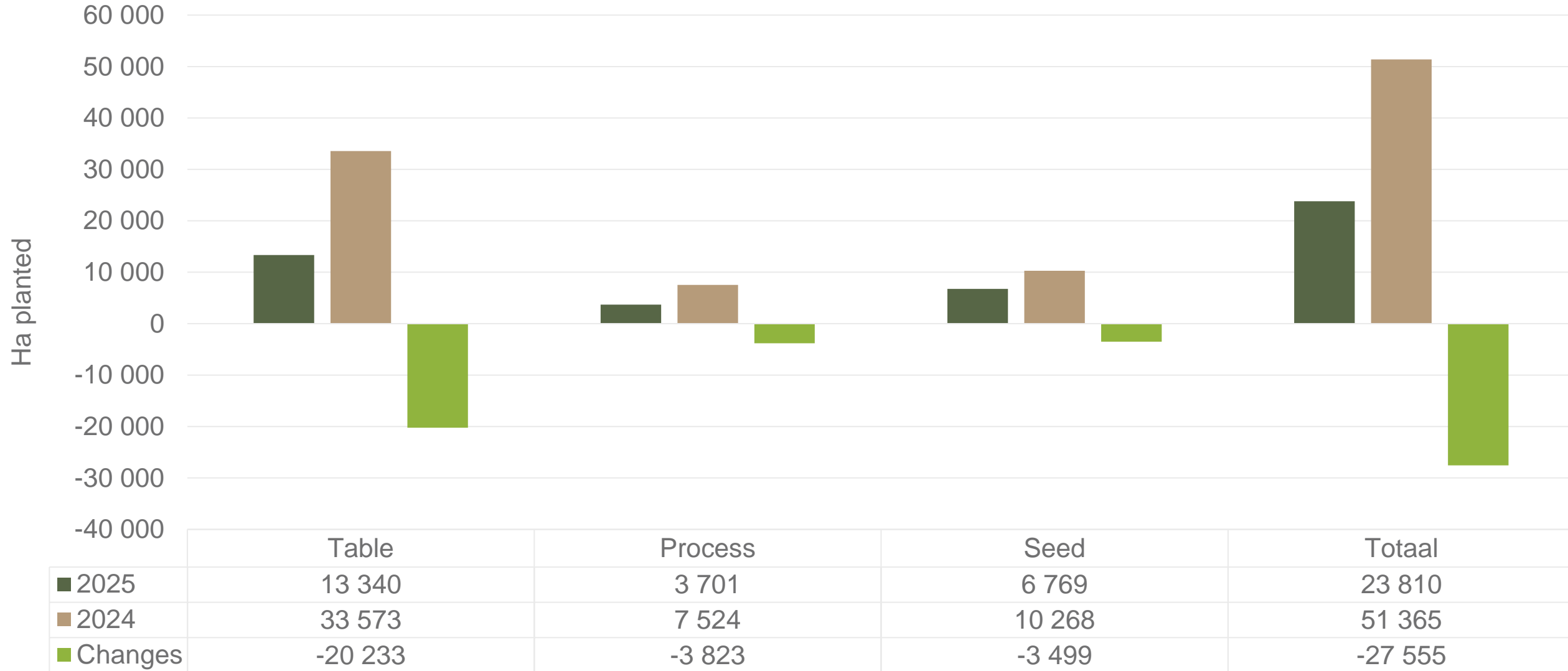
Data disclaimer: Potatoes SA does not take responsibility for the accuracy or interpretation of company data re-purposed by 3rd parties

DBN & CTN markets: Average Prices - Different Sizes (only 10 kg bags)



Mondial as % of total sales DBN 15%, CTN 22%
 Sifra as % of total sales DBN 72%, CTN 40%
 Lanorma as % of total sales DBN 0%, CTN 14%

Hectares planted to date for season 2024 versus 2025



Regions finished: Gauteng early, North West main, Eastern Free State main, Western Free State main, Ceres main, Northern cape early and main, Mpumalanga main

Data disclaimer: Potatoes SA does not take responsibility for the accuracy or interpretation of company data re-purposed by 3rd parties

Thank you for your time

Feel free to contact us

 Dikgetho@potatoes.co.za

Billy@potatoes.co.za

Jodie@potatoes.co.za



+27 (0)12 349 1906



6 De Havilland Crescent
Persequor Techno Park
Persequor Park
Pretoria



www.potatoes.co.za



Potatoes
Aartappels SA