



Weekly Market Information

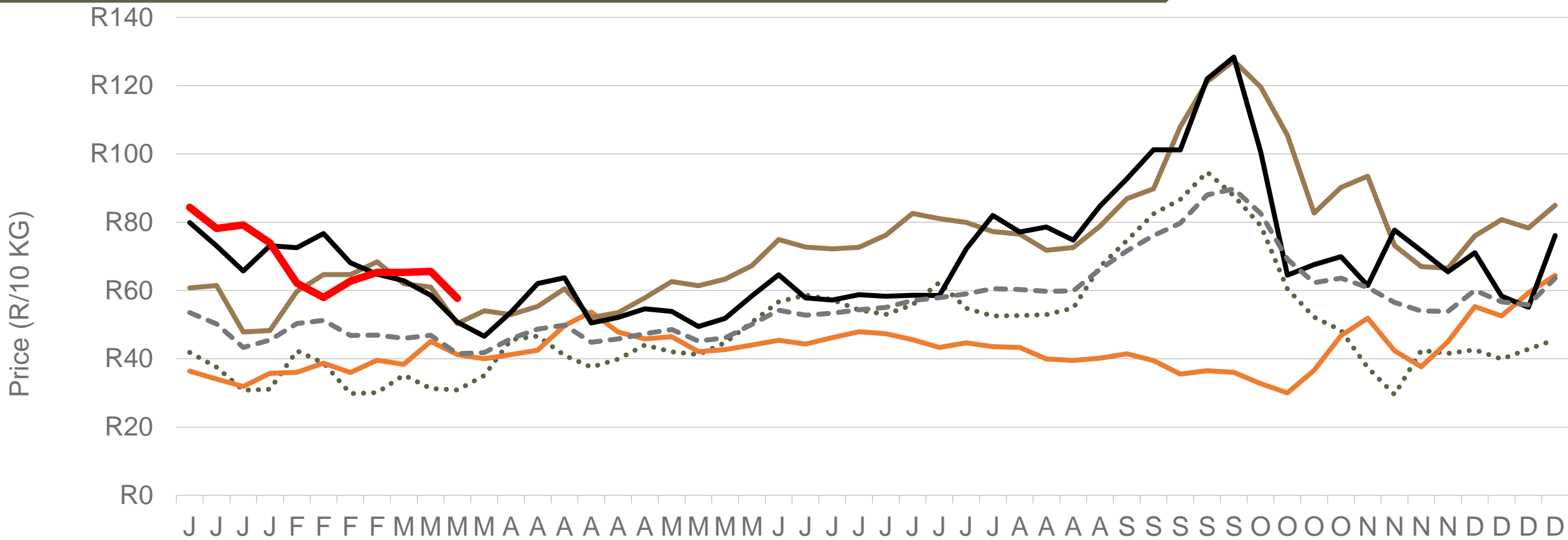
14 March 2025



Potatoes
Aartappels SA

www.potatoes.co.za

Average weekly price – all markets & all classes





.....2021 — 2022 — 2023 — 2024 — 2025* - - - 5-Year average



Number of bags sold

12%


(Week on Week)



Average weekly price

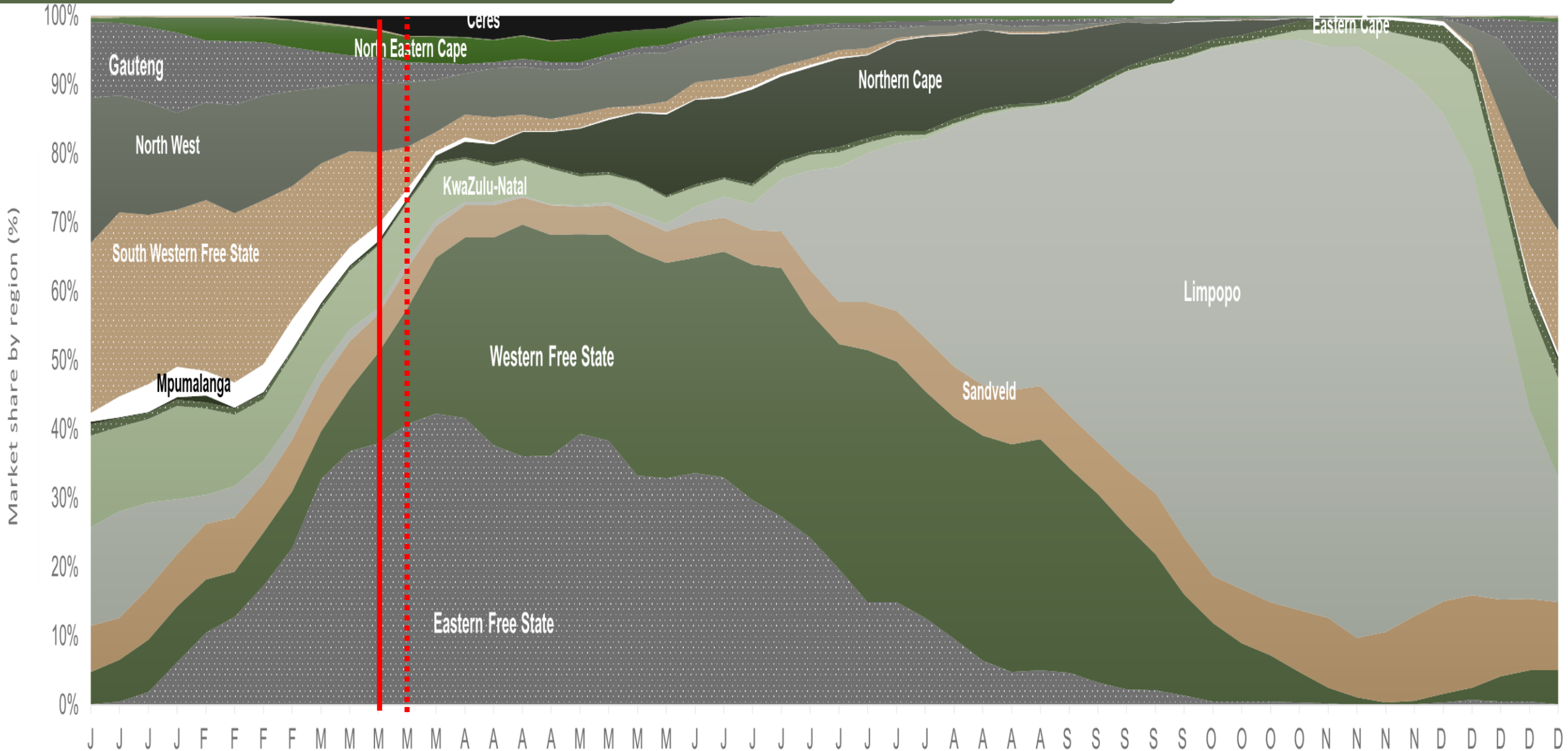
12%

(Week on week)



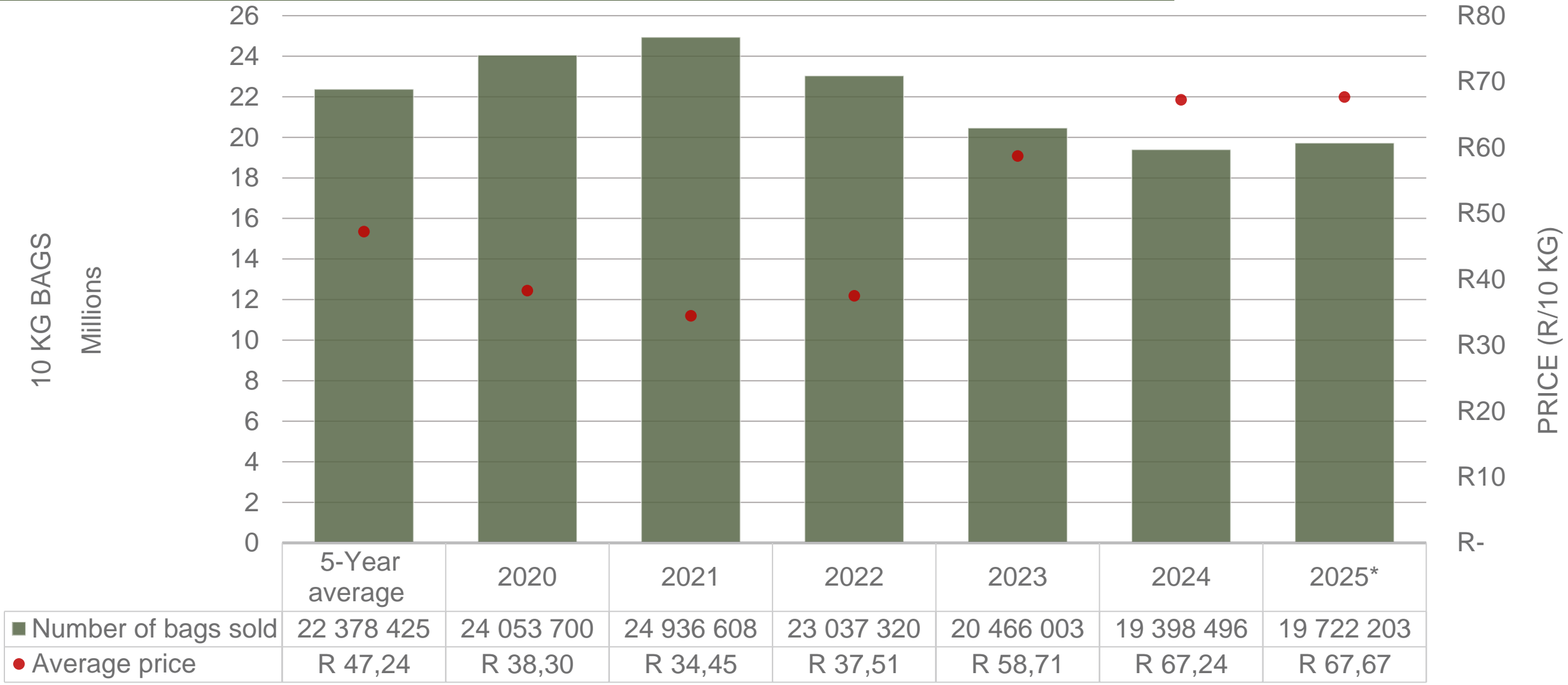
Data disclaimer: Potatoes SA does not take responsibility for the accuracy or interpretation of company data re-purposed by 3rd parties

Market share of regions on fresh produce markets 2019-2024



Data disclaimer: Potatoes SA does not take responsibility for the accuracy or interpretation of company data re-purposed by 3rd parties

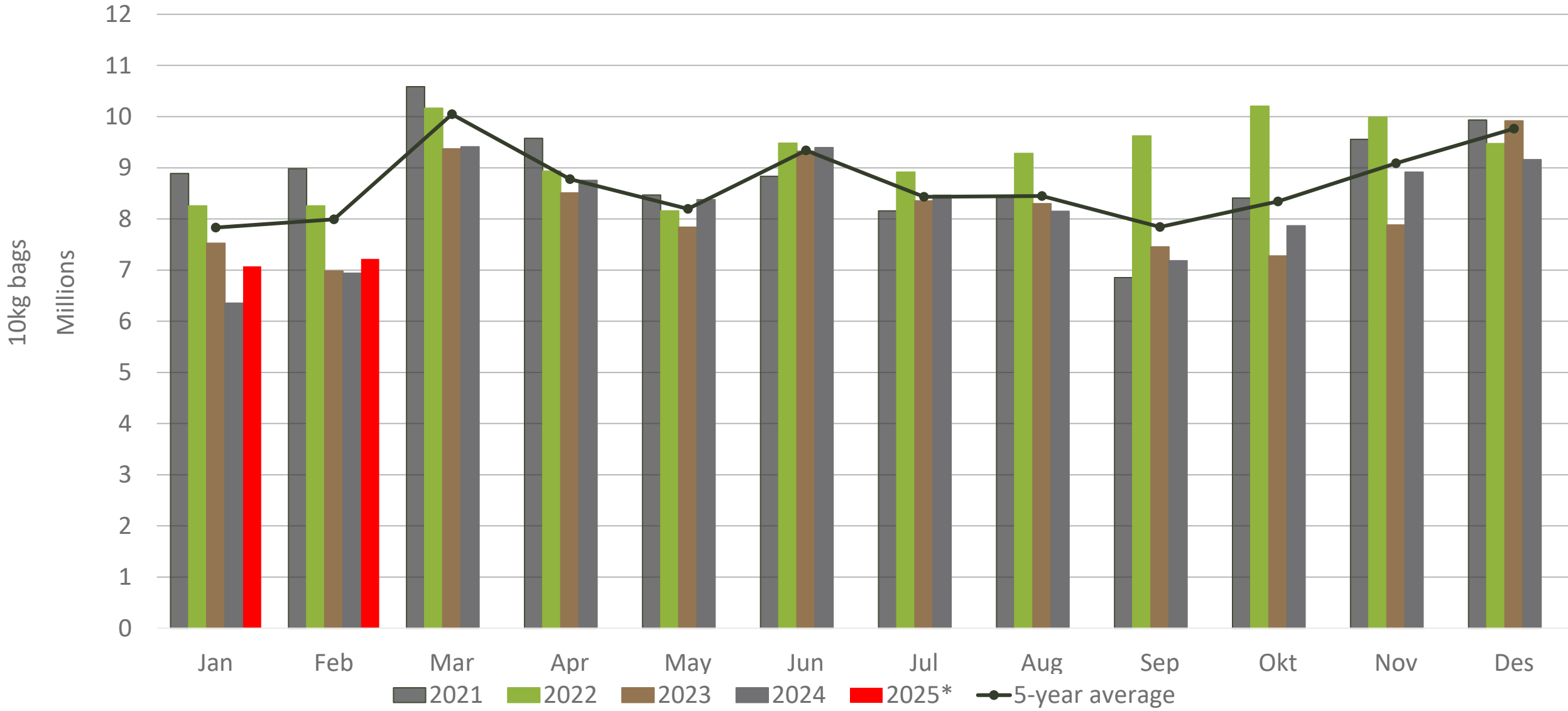
Cumulative total number of 10 kg bags sold on markets:



Sold 2 656 222 bags **less** than the **5-year average** (2020 to 2024) of the first 11 weeks of 2025

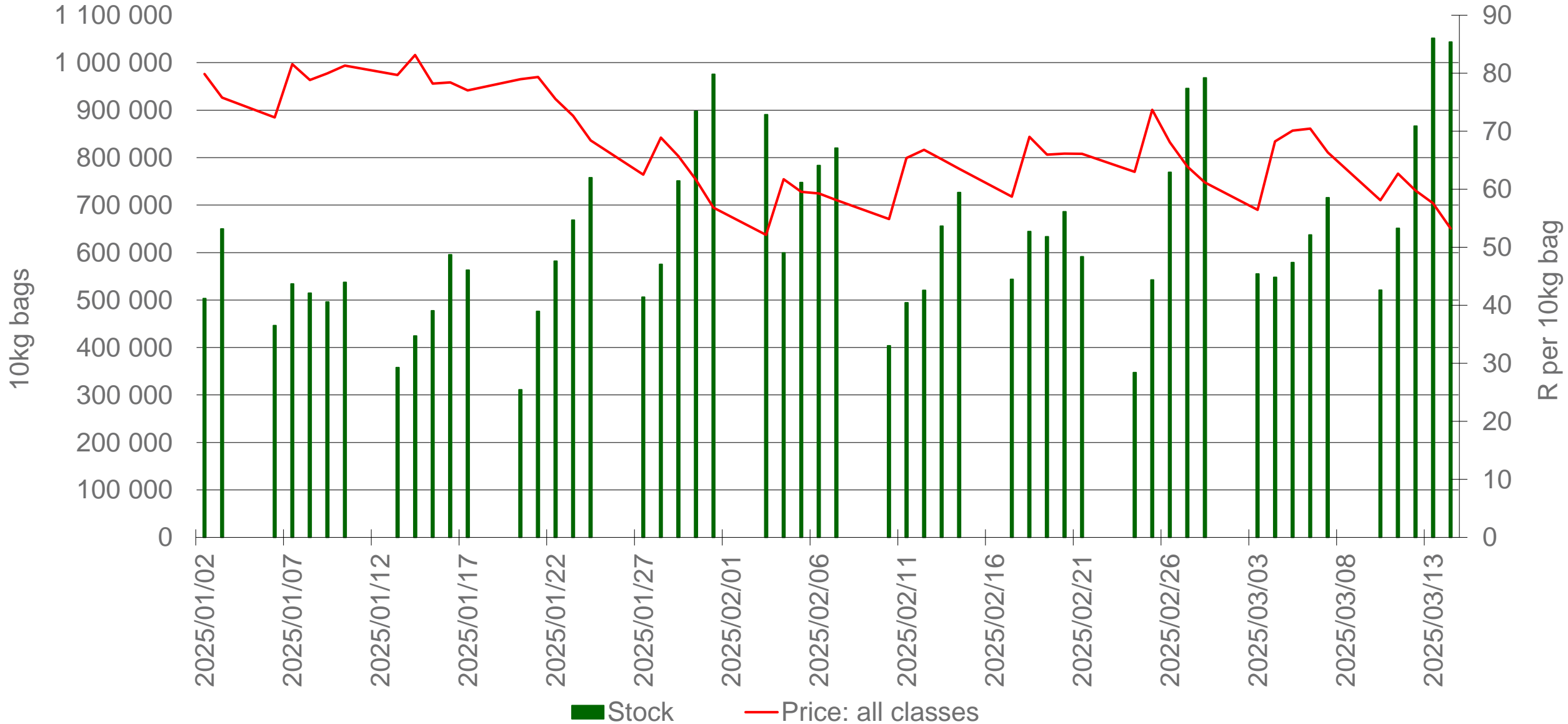
Data disclaimer: Potatoes SA does not take responsibility for the accuracy or interpretation of company data re-purposed by 3rd parties

Monthly sales volumes on markets: Potatoes

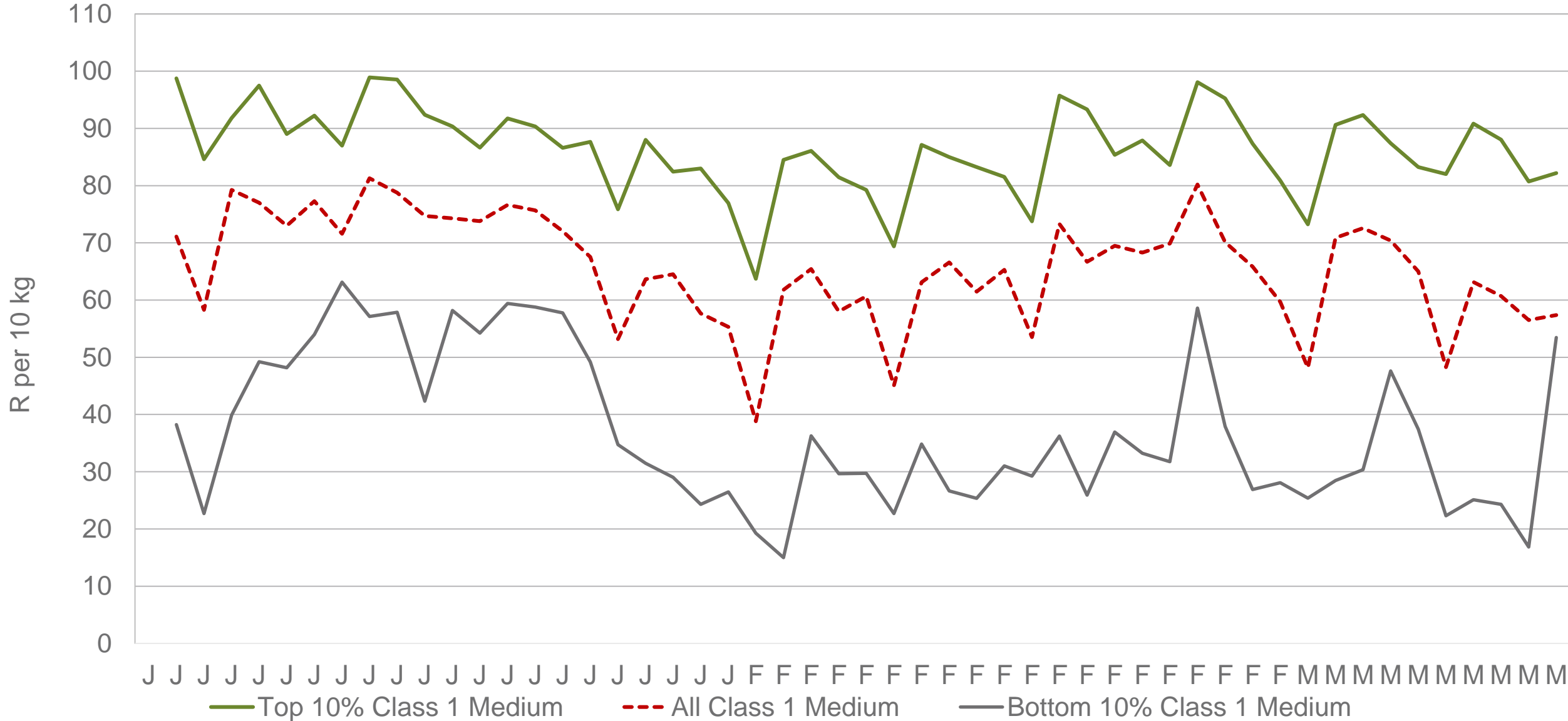


Data disclaimer: Potatoes SA does not take responsibility for the accuracy or interpretation of company data re-purposed by 3rd parties

RSA daily Price versus Daily Available stocks (all classes & all sizes)

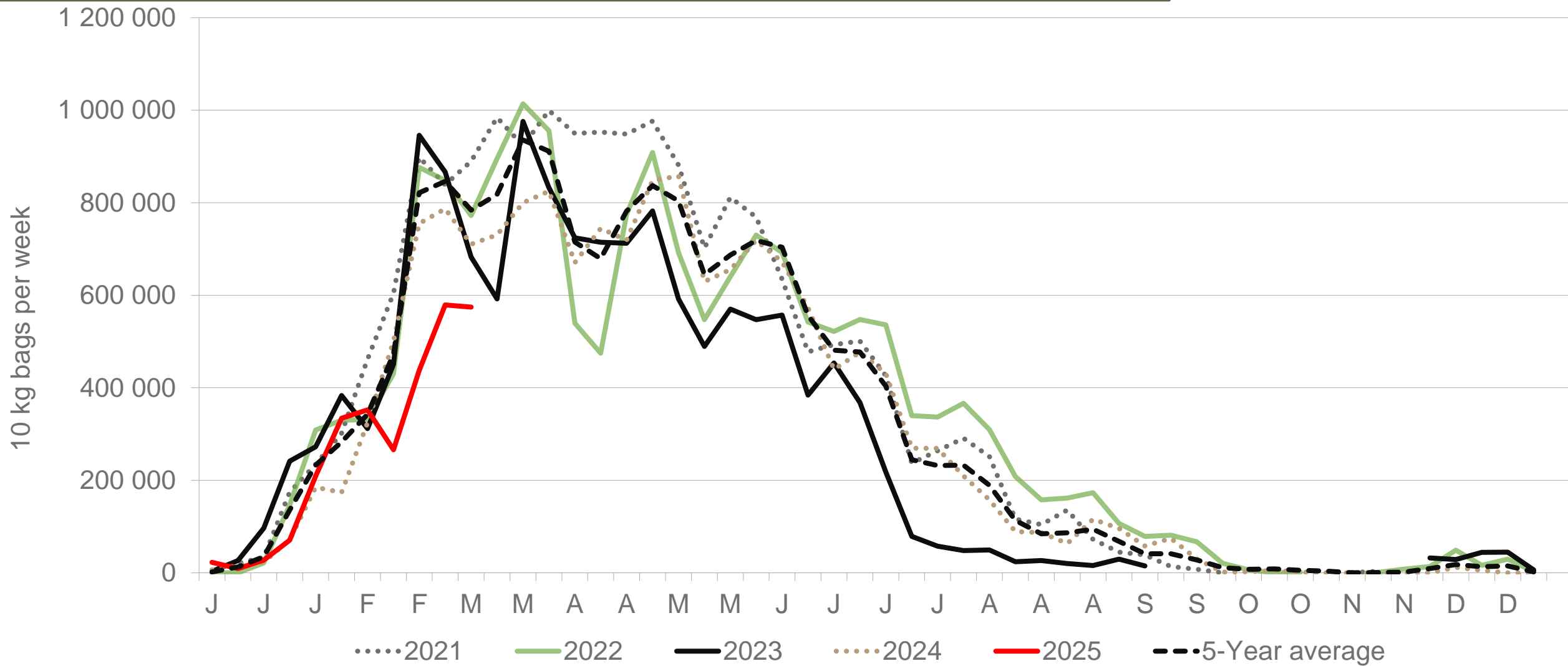


JHB market daily : Top 10% versus Bottom 10% prices – Class 1 Medium (Since January 2025)



Data disclaimer: Potatoes SA does not take responsibility for the accuracy or interpretation of company data re-purposed by 3rd parties

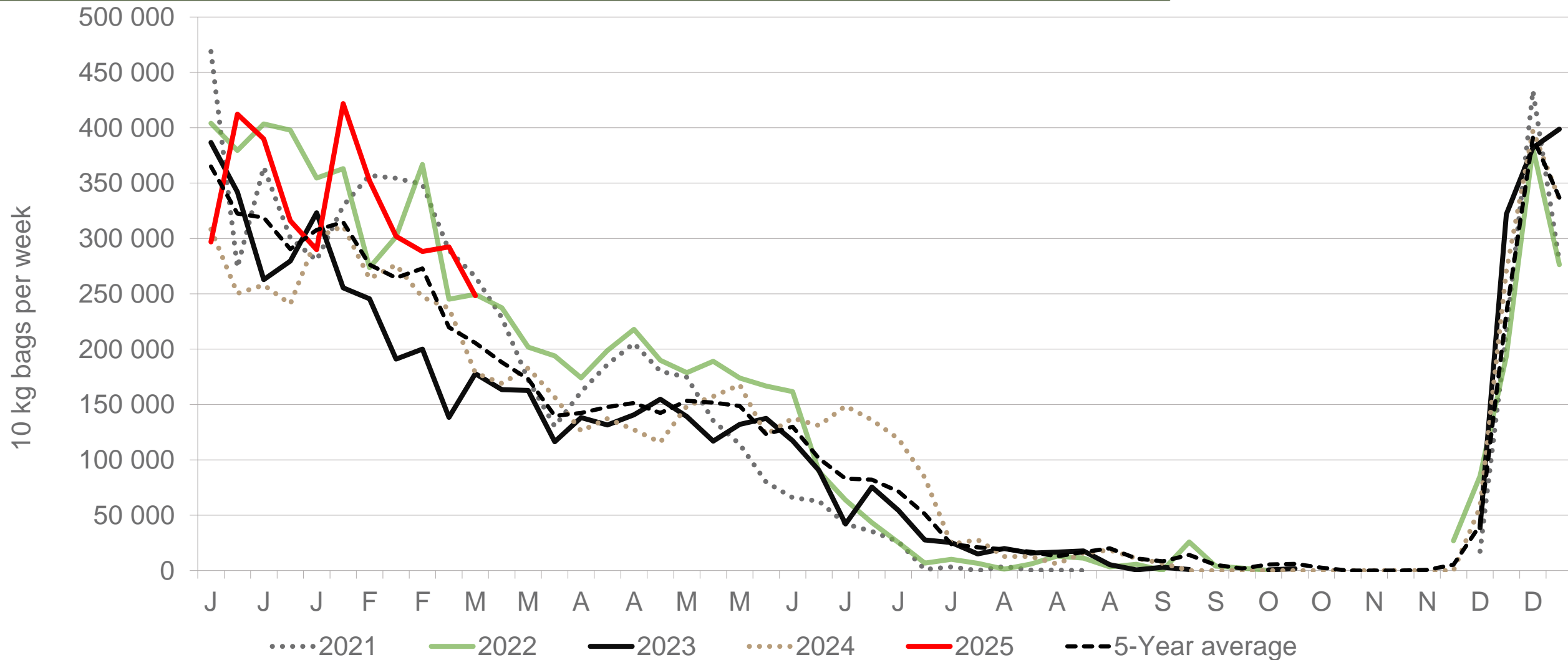
Eastern Free State: Amount of 10 kg bags per week sold on FPMs (all classes)



Sold 19% bags **less** than the first 11 weeks of 2024 and 1 084 615 bags **less** than the 5-year average (2020 to 2024) of the first 11 weeks of each year.

Data disclaimer: Potatoes SA does not take responsibility for the accuracy or interpretation of company data re-purposed by 3rd parties

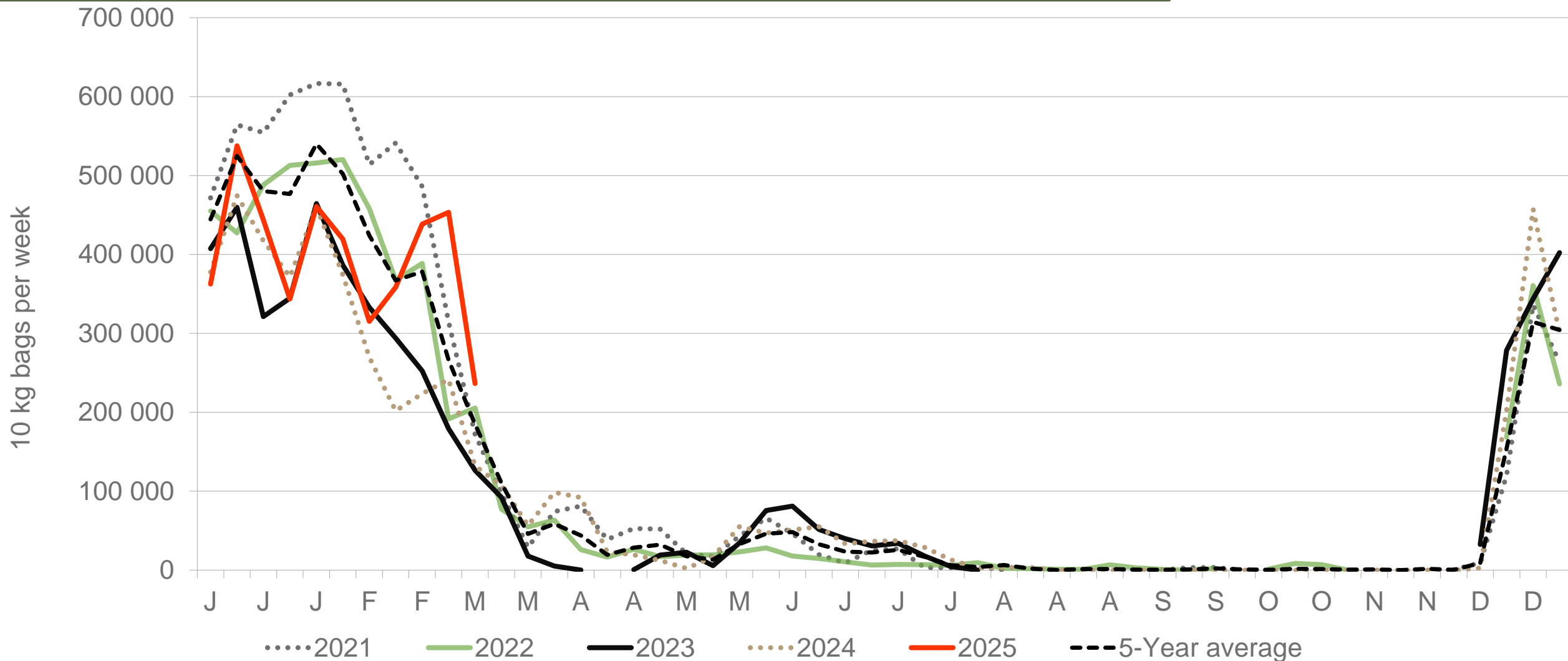
North-West: Amount of 10 kg bags per week sold on FPMs (all classes)



Sold 26% bags **more** than the first 11 weeks of 2024 and 451 199 bags **more** than the 5-year average (2020 to 2024) of the first 11 weeks of each year.

Data disclaimer: Potatoes SA does not take responsibility for the accuracy or interpretation of company data re-purposed by 3rd parties

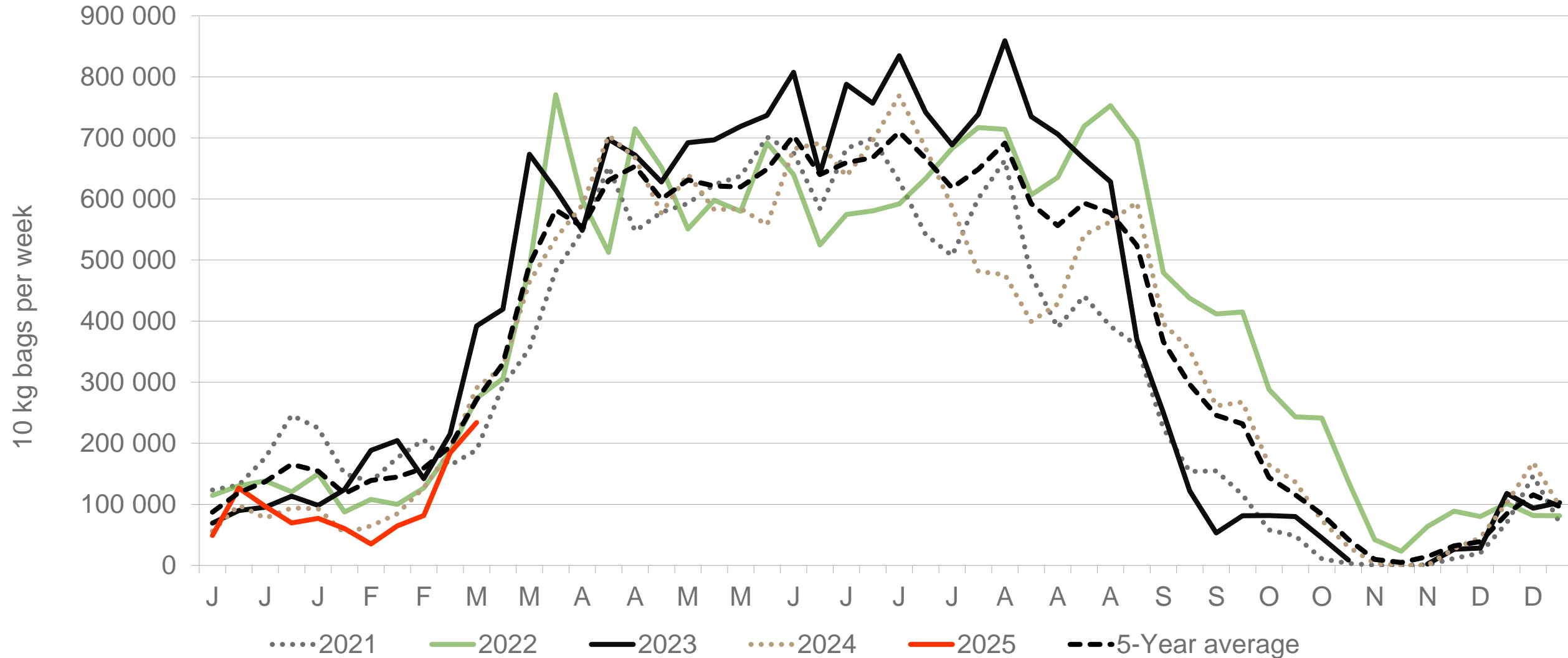
Southwestern Free State: Amount of 10 kg bags per week sold on FPMs (all classes)



Sold 23,29% bags **more** than the first 11 weeks of 2024 and 218 549 bags **less** than the 5-year average (2020 to 2024) of the first 11 weeks of each year.

Data disclaimer: Potatoes SA does not take responsibility for the accuracy or interpretation of company data re-purposed by 3rd parties

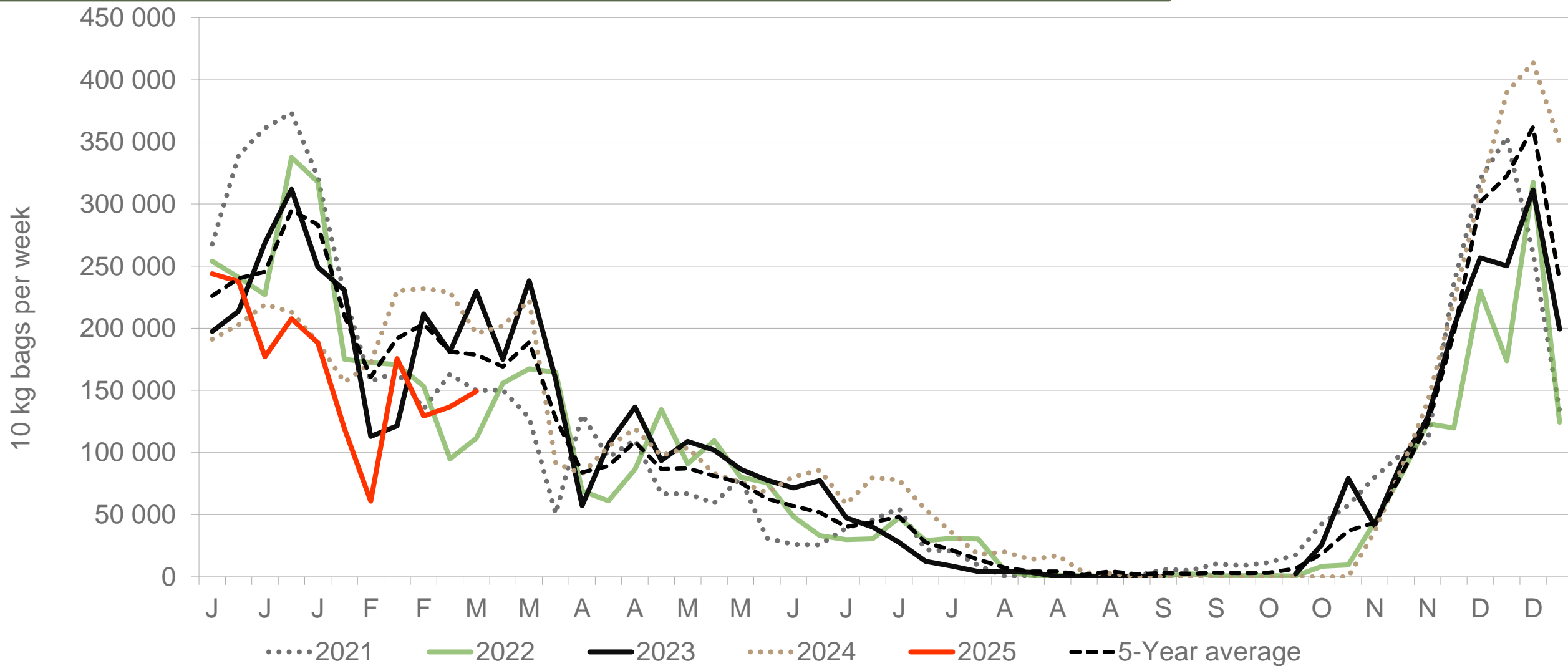
Western Free State : Amount of 10 kg bags per week sold on FPMs (all classes)



Sold 12% bags **less** than the first 11 weeks of 2024 and 611 157 bags **less** than the 5-year average (2020 to 2024) of the first 11 weeks of each year.

Data disclaimer: Potatoes SA does not take responsibility for the accuracy or interpretation of company data re-purposed by 3rd parties

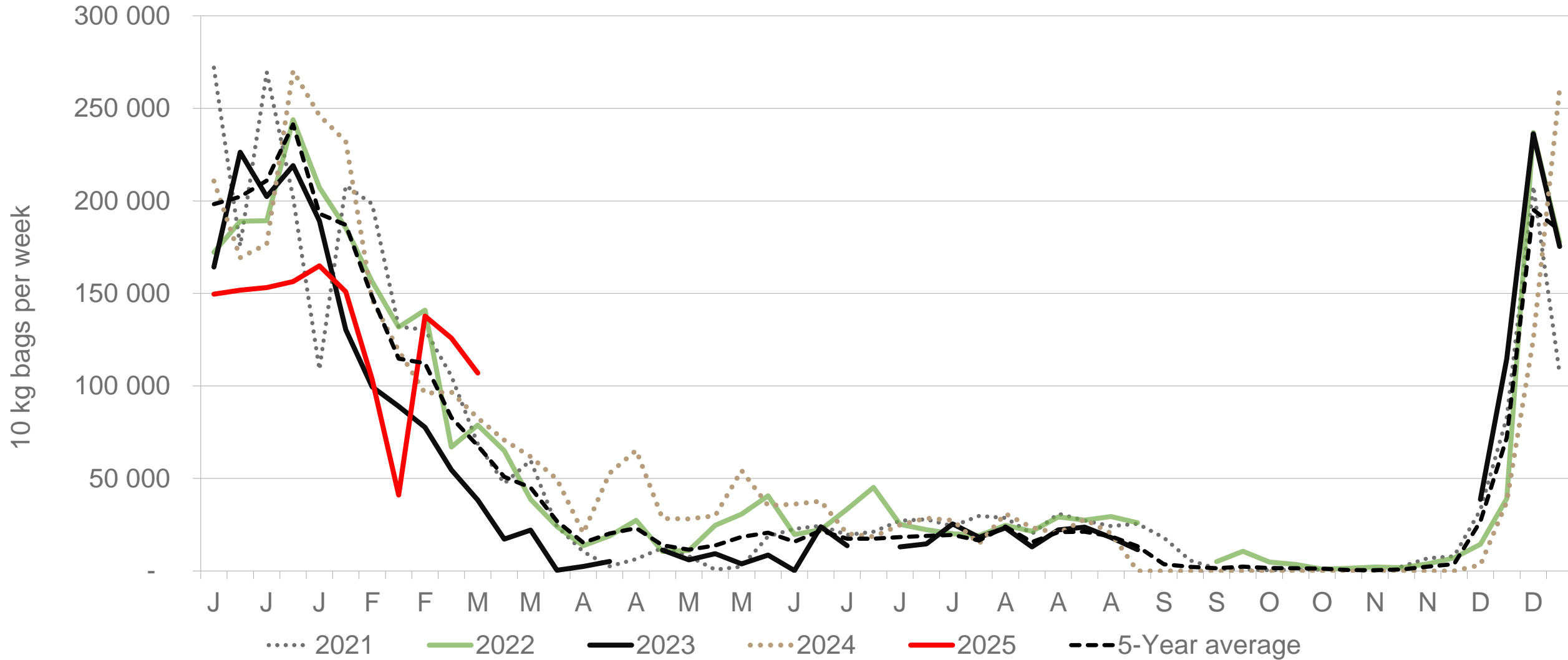
KwaZulu-Natal: Amount of 10 kg bags per week sold on FPMs (all classes)



Sold 18,15% bags **less** than the first 11 weeks of 2024 and 590 733 bags **less** than the 5-year average (2020 to 2024) of the first 11 weeks of each year.

Data disclaimer: Potatoes SA does not take responsibility for the accuracy or interpretation of company data re-purposed by 3rd parties

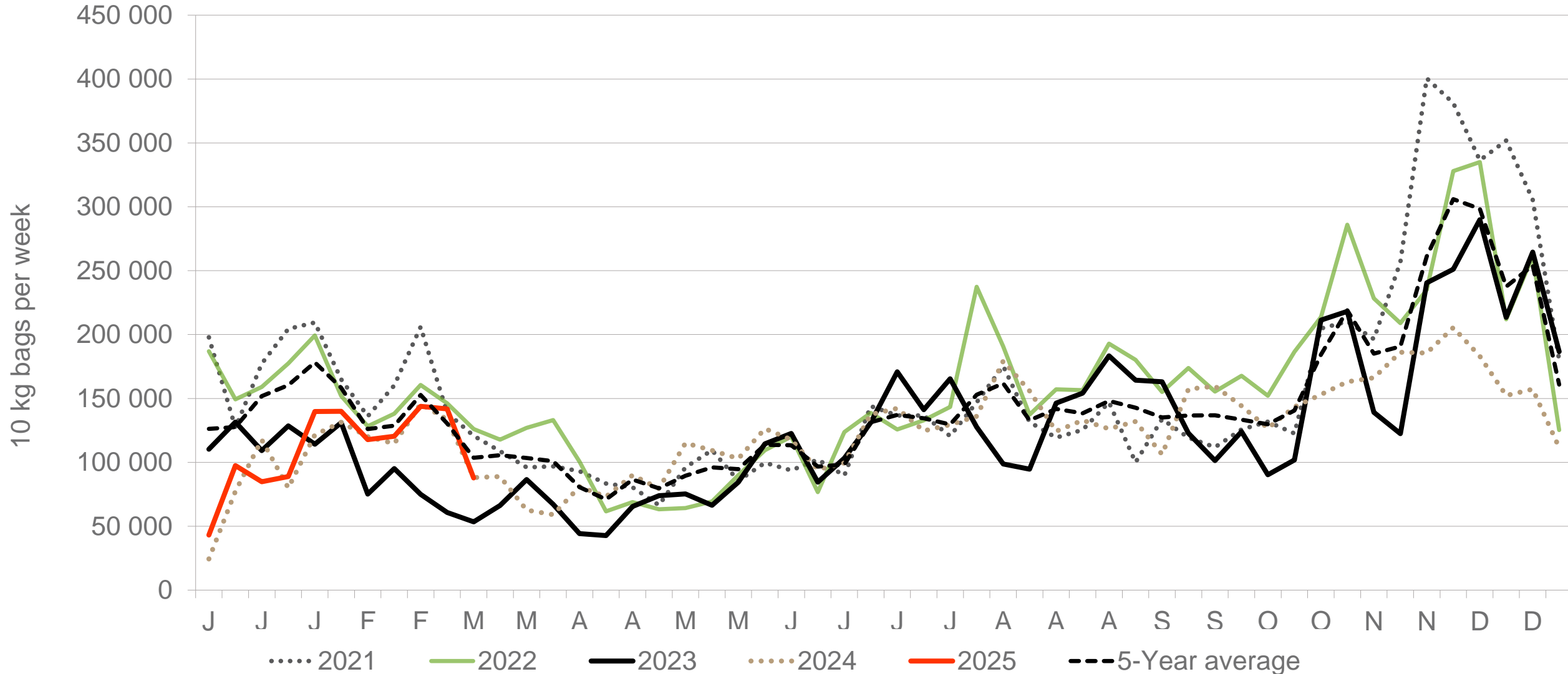
Gauteng: Amount of 10 kg bags per week sold on FPMs (all classes)



Sold 22% bags **less** than the first 11 weeks of 2024 and 316 753 bags **less** than the 5-year average (2020 to 2024) of the first 11 weeks of each year.

Data disclaimer: Potatoes SA does not take responsibility for the accuracy or interpretation of company data re-purposed by 3rd parties

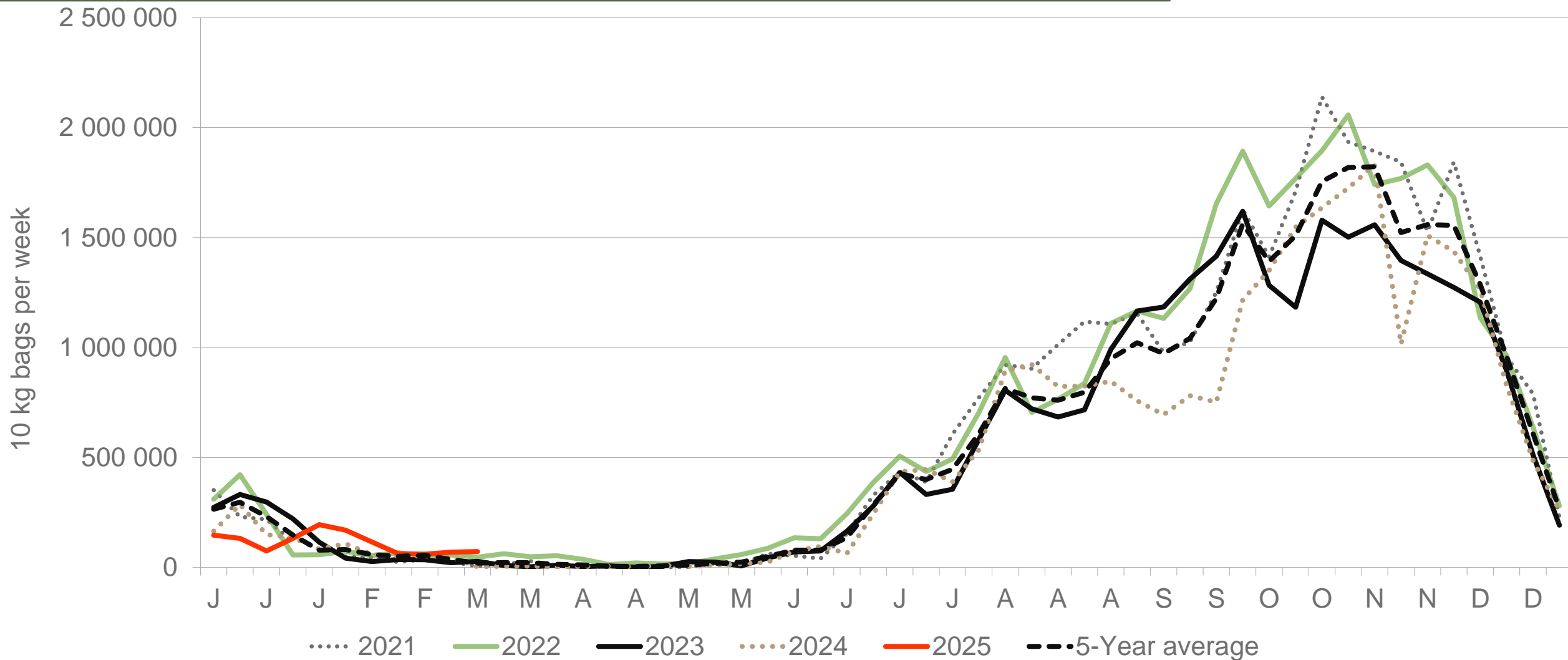
Sandveld: Amount of 10 kg bags per week sold on FPMs (all classes)



Sold 4% bags **more** than the first 11 weeks of 2024 and 338 461 bags **less** than the 5-year average (2020 to 2024) of the first 11 weeks of each year.

Data disclaimer: Potatoes SA does not take responsibility for the accuracy or interpretation of company data re-purposed by 3rd parties

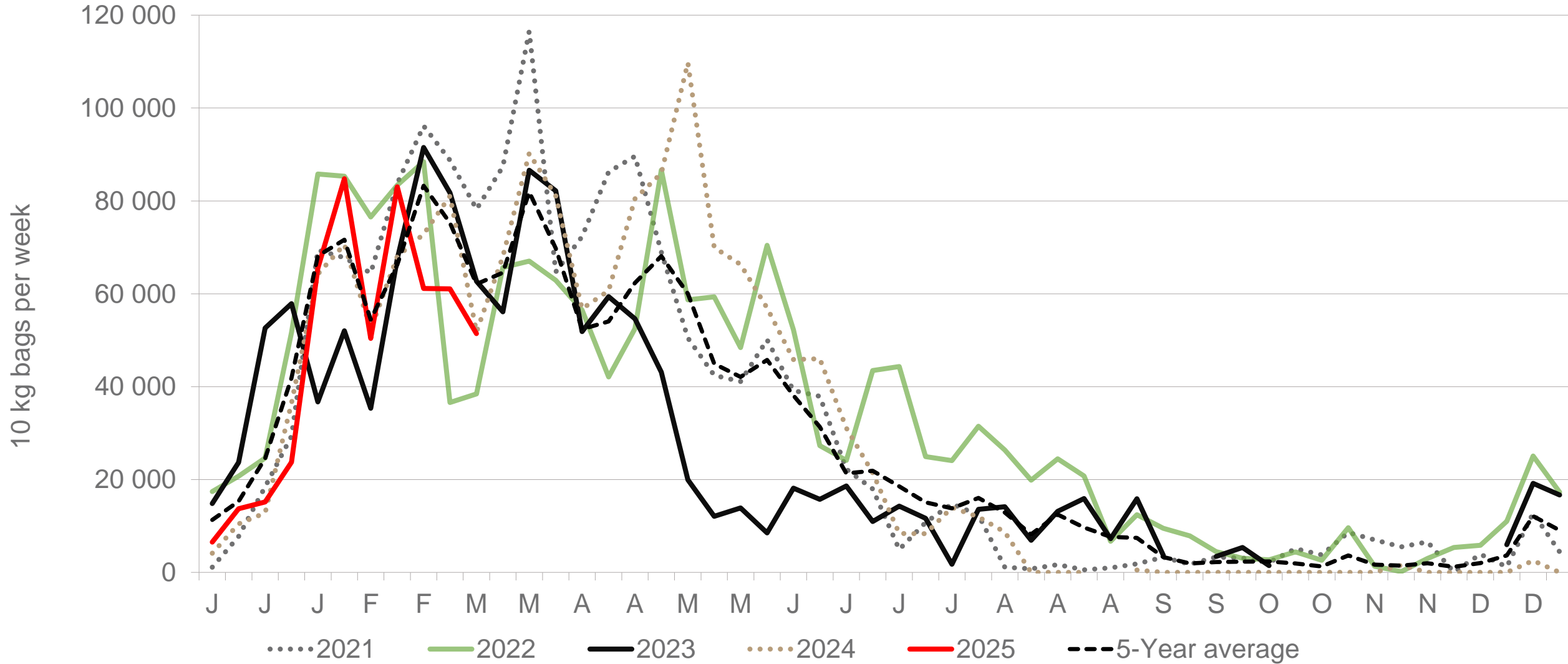
Limpopo: Amount of 10 kg bags per week sold on FPMs (all classes)



Sold 8% bags **more** than the first 11 weeks of 2024 and 91 866 bags **less** than the 5-year average (2020 to 2024) of the first 11 weeks of each year.

Data disclaimer: Potatoes SA does not take responsibility for the accuracy or interpretation of company data re-purposed by 3rd parties

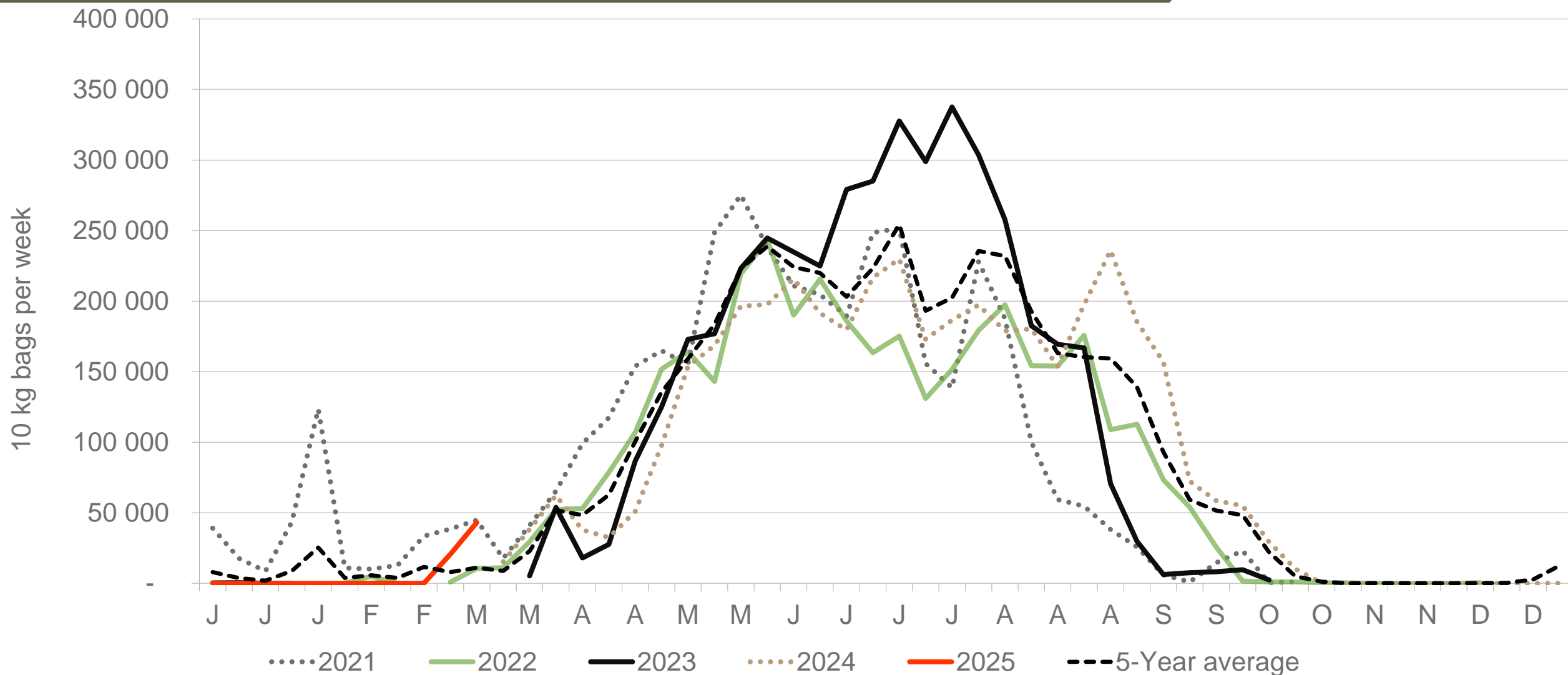
North Eastern Cape: Amount of 10 kg bags per week sold on FPMs (all classes)



Sold 2% bags **less** than the first 11 weeks of 2024 and 57 676 bags **less** than the 5-year average (2020 to 2024) of the first 11 weeks of each year.

Data disclaimer: Potatoes SA does not take responsibility for the accuracy or interpretation of company data re-purposed by 3rd parties

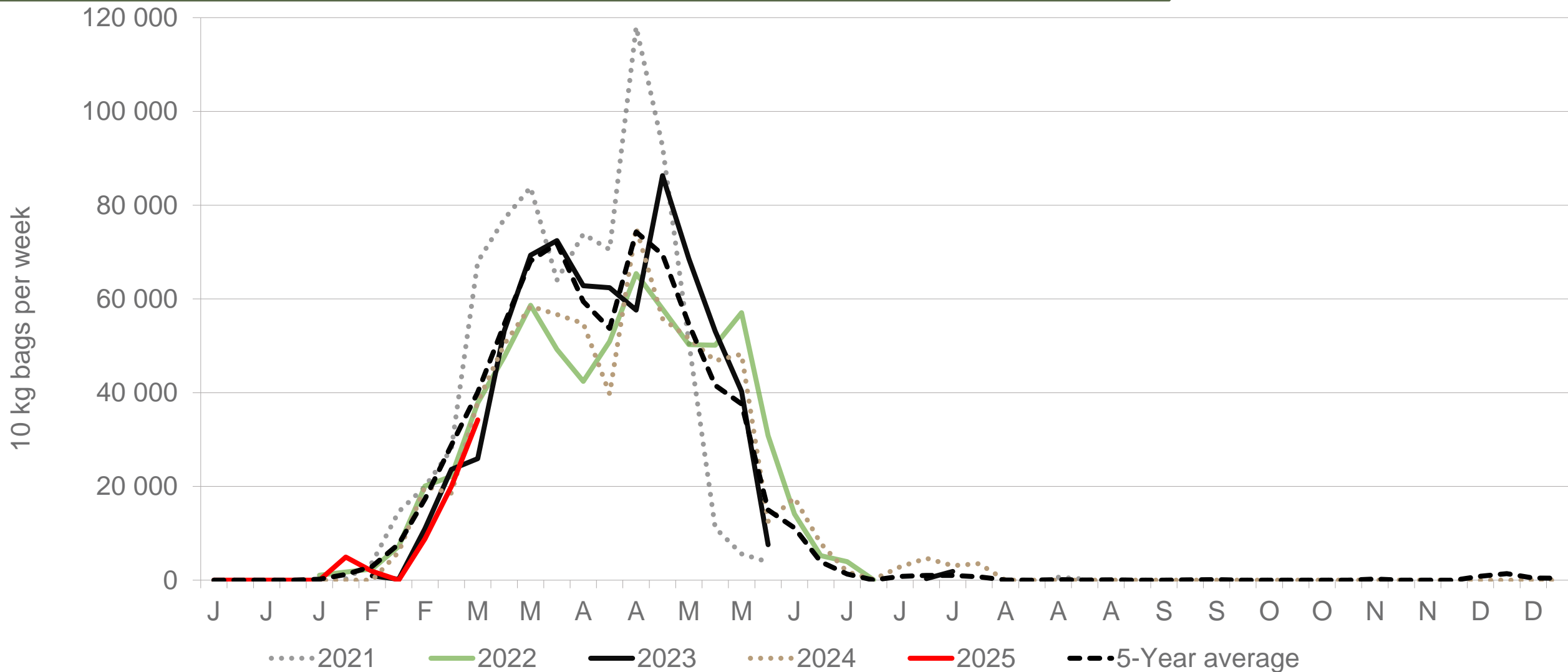
Northern Cape: Amount of 10 kg bags per week sold on FPMs (all classes)



Sold 0% bags **more** than the first 11 weeks of 2024 and 27 513 bags **less** than the 5-year average (2020 to 2024) of the first 11 weeks of each year.

Data disclaimer: Potatoes SA does not take responsibility for the accuracy or interpretation of company data re-purposed by 3rd parties

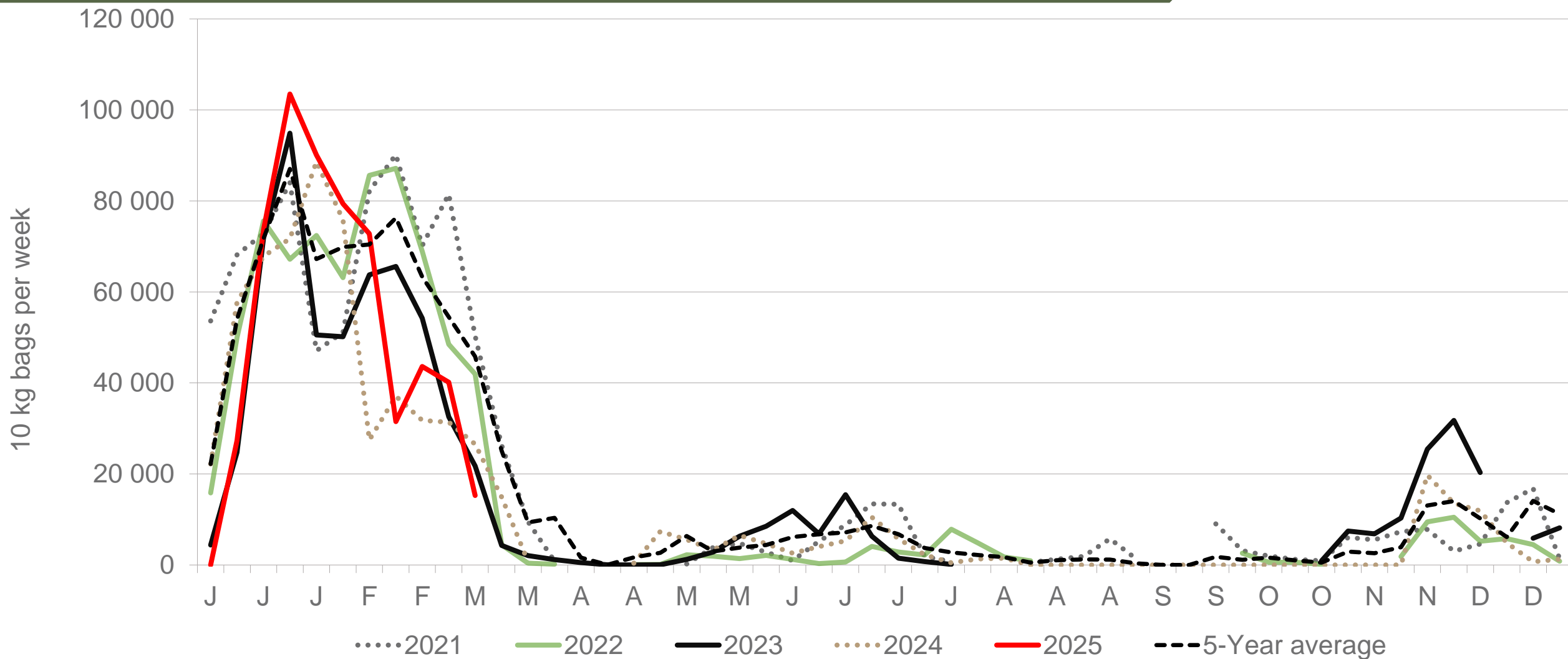
Ceres: Amount of 10 kg bags per week sold on FPMs (all classes)



Sold 15% bags **less** than the first 11 weeks of 2024 and 28 383 bags **less** than the 5-year average (2020 to 2024) of the first 11 weeks of each year.

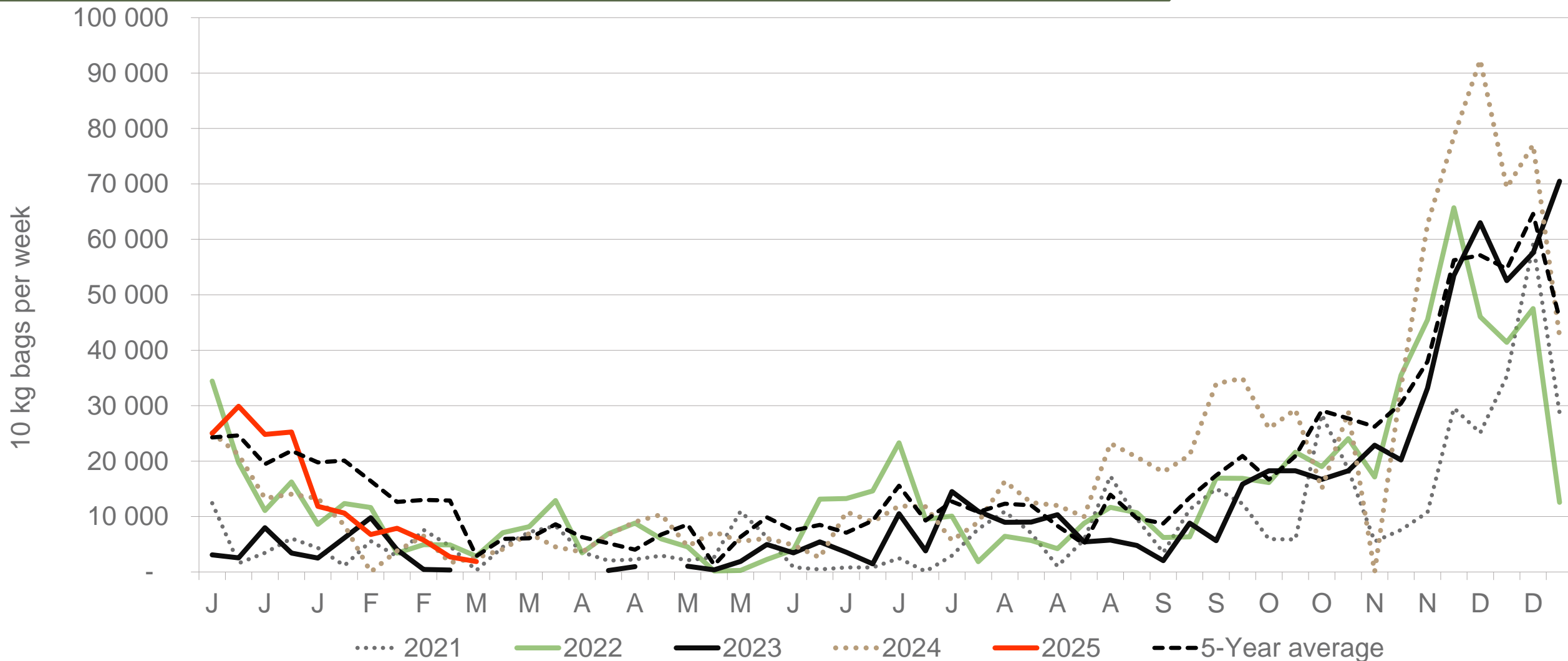
Data disclaimer: Potatoes SA does not take responsibility for the accuracy or interpretation of company data re-purposed by 3rd parties

Mpumalanga: Amount of 10 kg bags per week sold on FPMs (all classes)



Sold 7% bags **more** than the first 11 weeks of 2024 and 104 953 bags **less** than the 5-year average (2020 to 2024) of the 11 weeks of each year.

Eastern Cape: Amount of 10 kg bags per week sold on FPMs (all classes)



Sold 39% bags **more** than the first 11 weeks of 2024 and 13 182 bags **more** than the 5-year average (2020 to 2024) of the 11 weeks of each year.

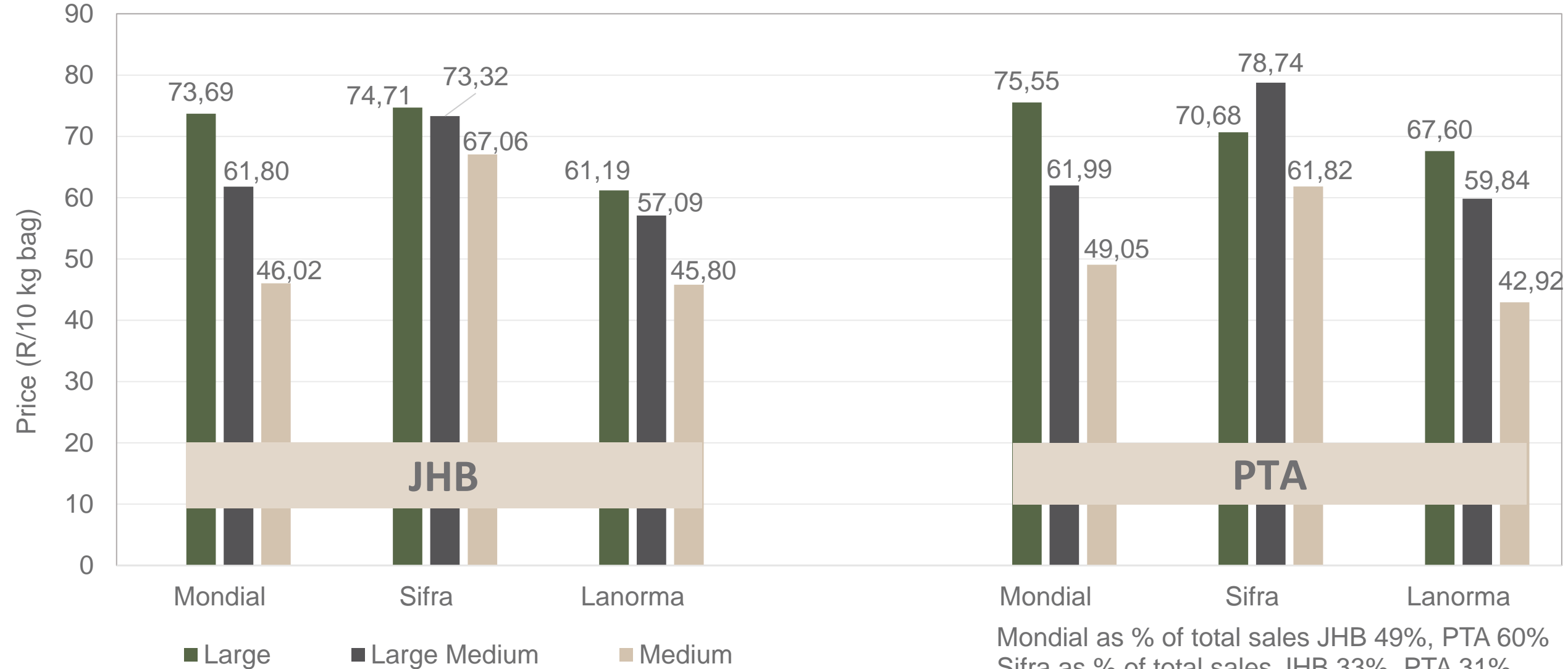
Data disclaimer: Potatoes SA does not take responsibility for the accuracy or interpretation of company data re-purposed by 3rd parties

Average weekly prices and volumes for 10 kg bags of potatoes sold on selected markets from selected production regions

Klas & Grootte	Eastern Free State				North West				South Western Freestate				Western Free State				KwaZulu-Natal				Gauteng				All Regions	
	JOH		PRE		JOH		PRE		JOH		PRE		JOH		PRE		DUR		PIE		JOH		PRE		All Markets	
	Volume 10kg	Prices R/10kg	Volume 10kg	Prices R/10kg	Volume 10kg	Prices R/10kg	Volume 10kg	Prices R/10kg	Volume 10kg	Prices R/10kg	Volume 10kg	Prices R/10kg	Volume 10kg	Prices R/10kg	Volume 10kg	Prices R/10kg	Volume 10kg	Prices R/10kg	Volume 10kg	Prices R/10kg	Volume 10kg	Prices R/10kg	Volume 10kg	Prices R/10kg	Volume 10kg	Prices R/10kg
1L	80 389	71,17	30 376	76,46	13 255	69,30	3 791	82,39	9 855	82,67	9 672	78,19	23 726	74,52	8 276	72,91	15 639	78,43	3 756	78,18	16 736	68,44	5 153	52,78	361 954	73,67
1L/M	78 543	60,05	29 826	61,53	26 853	75,78	6 999	76,07	22 236	77,35	14 523	80,15	34 859	55,30	15 732	72,00	16 433	70,51	6 060	68,63	22 736	60,43	2 521	51,07	437 800	67,03
1M	46 931	46,93	19 976	49,59	23 982	75,35	7 931	72,34	12 190	73,94	8 931	68,28	32 224	51,54	12 153	55,27	6 805	56,20	3 208	54,73	18 429	50,40	5 792	44,40	365 584	59,59
1S	13 487	26,37	6 313	28,01	12 876	39,16	3 123	34,01	5 715	28,03	3 756	18,63	2 365	17,21	303	13,17	4 058	31,72	831	41,40	3 691	29,10	883	18,03	108 659	36,71
1S/M	7 782	33,21	5 001	39,46	17 125	54,37	4 141	57,68	3 773	51,84	7 174	39,55	9 773	30,30	3 165	40,87	-	-	-	-	2 789	35,99	3 203	27,22	113 056	44,87
1XL	576	80,86	-	-	-	-	-	-	-	-	-	-	-	-	-	-	-	-	-	-	-	-	-	-	3 349	76,24
1XS	2 016	19,34	-	-	5 122	47,04	-	-	1 759	36,78	-	-	1 424	38,95	-	-	-	-	-	-	684	17,92	-	-	16 162	32,22
1XXS	-	-	-	-	-	-	-	-	-	-	-	-	-	-	-	-	-	-	-	-	-	-	-	-	-	-
2L	14 641	51,13	11 682	68,76	3 010	48,79	660	47,75	1 404	69,62	1 628	71,88	4 089	52,83	3 994	66,51	2 130	71,37	-	-	3 883	57,53	291	55,80	90 212	61,95
2L/M	9 606	45,01	8 602	58,99	59	59,22	795	51,21	1 537	70,56	1 927	69,54	4 727	41,70	4 750	56,16	4 731	63,15	499	63,87	277	34,04	883	32,46	87 433	57,36
2M	11 696	36,38	6 366	49,05	6 111	36,05	431	26,44	338	74,88	957	49,47	4 676	25,50	2 748	44,92	3 499	44,50	308	55,71	3 535	35,59	645	21,82	88 565	45,13
2S	4 406	20,26	2 381	21,49	16	25,13	606	19,90	-	-	191	19,19	941	14,07	110	17,27	1 381	25,74	-	-	629	17,99	265	14,26	21 189	27,25
2S/M	2 008	22,39	1 510	29,21	466	45,21	-	-	-	-	110	41,00	2 407	12,61	1 059	27,08	-	-	-	-	-	-	-	-	16 317	31,60
2XL	-	-	-	-	-	-	-	-	-	-	-	-	-	-	-	-	-	-	-	-	-	-	-	-	148	35,00
2XS	-	-	-	-	37	38,65	-	-	-	-	-	-	109	10,00	-	-	-	-	-	-	-	-	-	-	2 542	14,00
2XXS	-	-	-	-	-	-	-	-	-	-	-	-	-	-	-	-	-	-	-	-	-	-	-	-	-	-
3L	8 688	42,68	4 515	53,75	550	59,99	-	-	1 492	38,19	884	52,62	1 132	17,50	220	46,20	320	49,75	466	52,33	433	34,32	-	-	33 193	47,06
3L/M	6 227	29,74	3 936	45,82	3 461	48,31	6 490	48,82	-	-	78	42,88	931	34,05	-	-	1 759	41,93	470	45,94	-	-	-	-	46 519	44,00
3M	8 519	28,31	5 231	46,24	5 668	46,49	2 043	42,29	3 036	19,84	2 613	24,04	3 025	17,88	554	30,81	1 130	37,97	398	44,87	1 224	20,77	-	-	71 342	35,59
3S/M	1 270	23,06	1 145	24,78	1 100	32,70	225	15,56	-	-	22	35,00	-	-	310	25,65	-	-	-	-	-	-	-	-	10 842	31,53
3XS	-	-	-	-	770	16,51	-	-	-	-	-	-	-	-	-	-	-	-	-	-	-	-	-	-	892	15,68
3XXS	-	-	-	-	-	-	-	-	-	-	-	-	-	-	-	-	-	-	-	-	-	-	-	-	-	-
4L	-	-	5 956	46,36	-	-	-	-	-	-	-	-	-	-	-	-	220	23,05	-	-	-	-	92	47,83	8 124	44,90
4L/M	-	-	4 504	48,14	-	-	-	-	-	-	-	-	-	-	-	-	1 000	38,84	-	-	-	-	209	9,38	7 033	45,35
4M	-	-	953	32,59	-	-	-	-	-	-	-	-	-	-	210	40,57	420	19,47	121	33,26	-	-	129	-10,66	5 377	28,90
4S	-	-	-	-	-	-	1	10,00	-	-	-	-	-	-	-	-	-	-	-	-	-	-	100	5,45	481	32,29
4S/M	-	-	357	11,64	-	-	371	14,45	-	-	-	-	-	-	-	-	-	-	-	-	-	-	-	-	1 458	10,25
Total	296 905	53,58	148 974	56,84	123 761	60,00	37 753	60,19	63 335	66,39	54 925	61,18	126 408	50,88	54 032	60,64	60 025	62,18	16 117	64,31	75 046	54,35	20 210	41,07	1 936 977	57,69

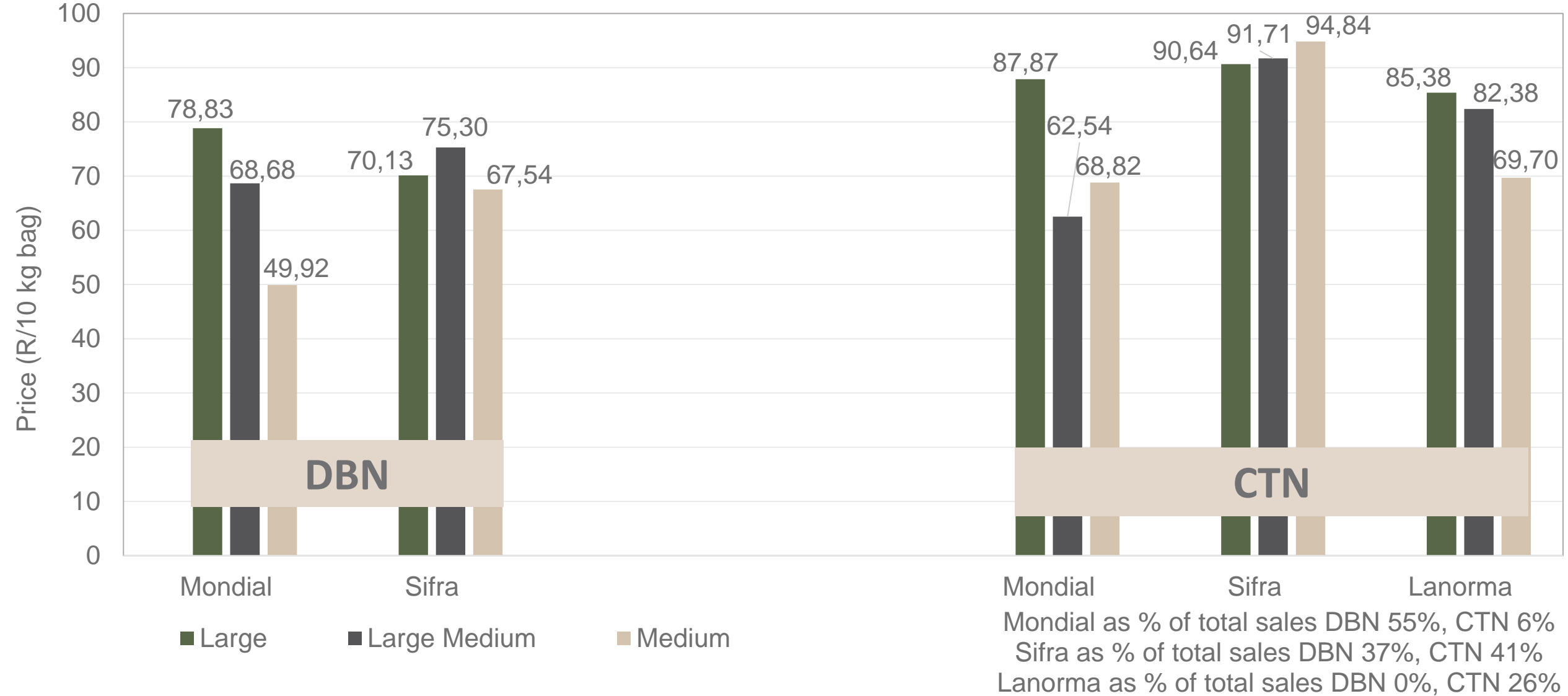
Data disclaimer: Potatoes SA does not take responsibility for the accuracy or interpretation of company data re-purposed by 3rd parties

PTA & JHB markets: Average Prices - Different Sizes (only 10 kg bags)



Mondial as % of total sales JHB 49%, PTA 60%
 Sifra as % of total sales JHB 33%, PTA 31%
 Lanorma as % of total sales JHB 14%, PTA 3%

DBN & CTN markets: Average Prices - Different Sizes (only 10 kg bags)



Data disclaimer: Potatoes SA does not take responsibility for the accuracy or interpretation of company data re-purposed by 3rd parties

Hectares planted to date for season 2024 versus 2025

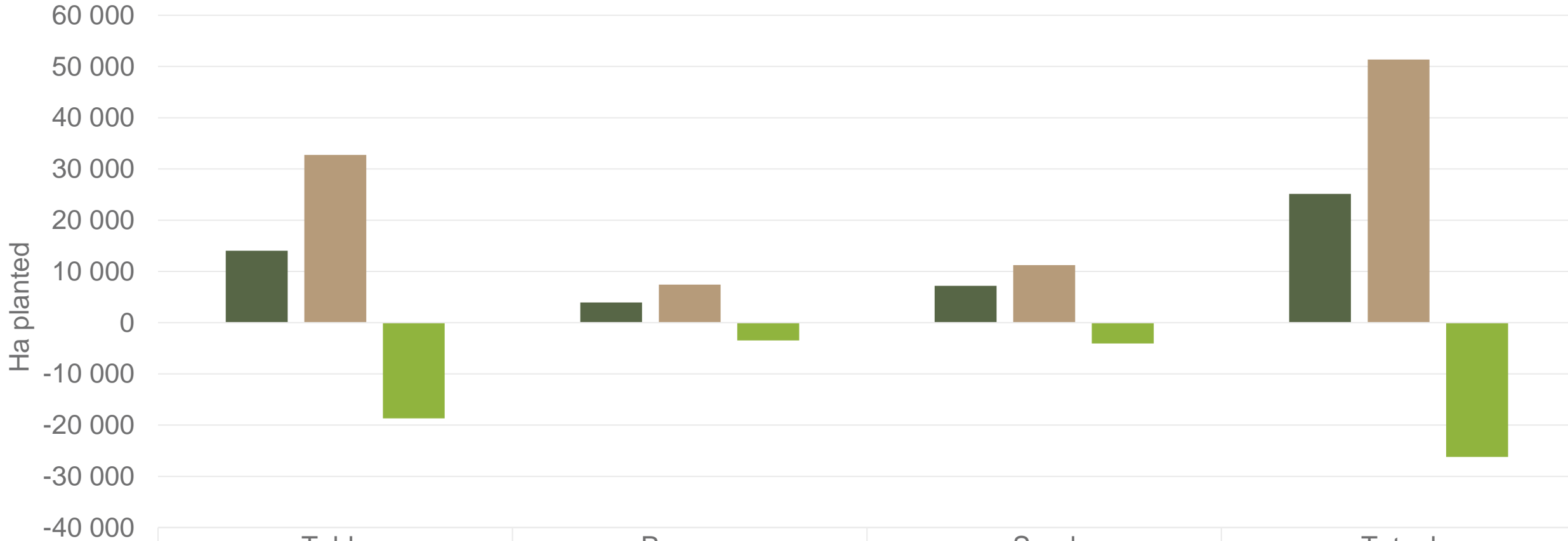


	Table	Process	Seed	Totaal
2025	14 036	3 936	7 169	25 141
2024	32 732	7 419	11 217	51 368
Changes	-18 696	-3 483	-4 048	-26 227

Regions finished: Gauteng early, North West main, North Eastern Cape main, Eastern Free State main, Western Free State main, Ceres main, Northern cape early and main, Mpumalanga main

Data disclaimer: Potatoes SA does not take responsibility for the accuracy or interpretation of company data re-purposed by 3rd parties


Thank you for your time


Feel free to contact us


 Dikgetho@potatoes.co.za

Billy@potatoes.co.za

Jodie@potatoes.co.za

 +27 (0)12 349 1906

 6 De Havilland Crescent
Persequor Techno Park
Persequor Park
Pretoria

 www.potatoes.co.za



Potatoes
Aartappels SA