



## Weekly Market Information

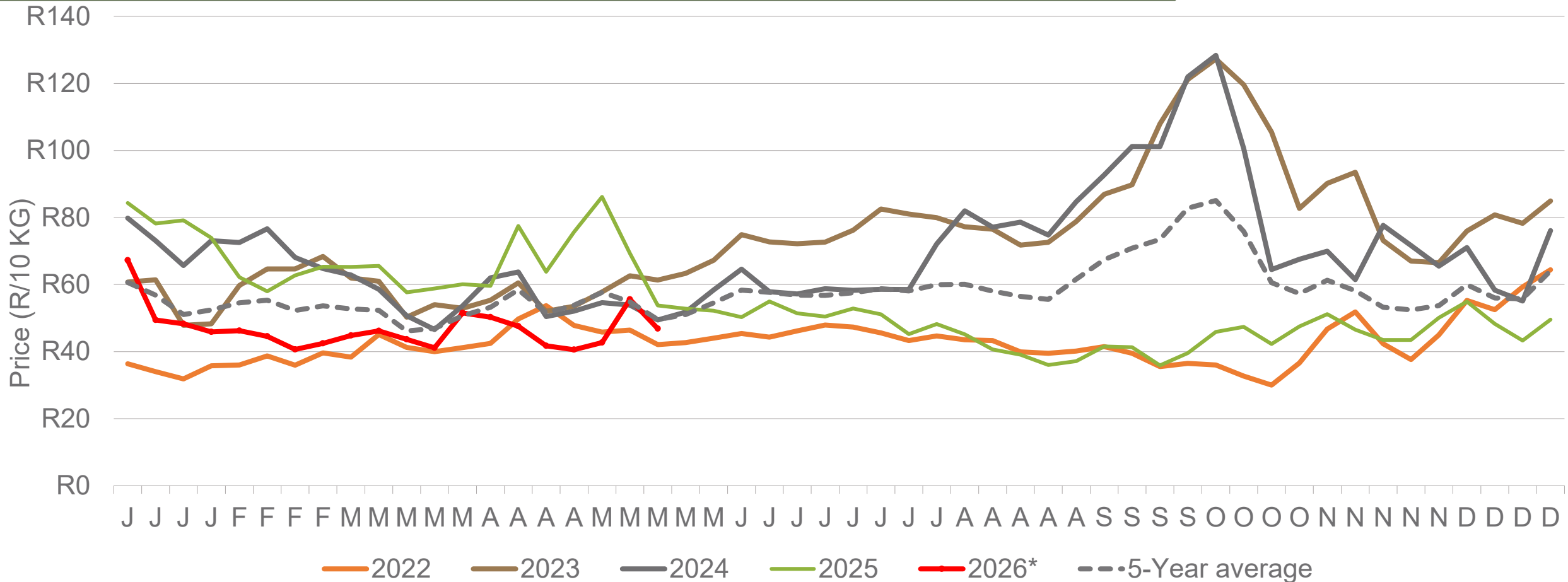
15 May 2026



Potatoes  
Aartappels SA

[www.potatoes.co.za](http://www.potatoes.co.za)


# Average weekly price – all markets & all classes



Number of bags sold

**0%**


(Week on Week)



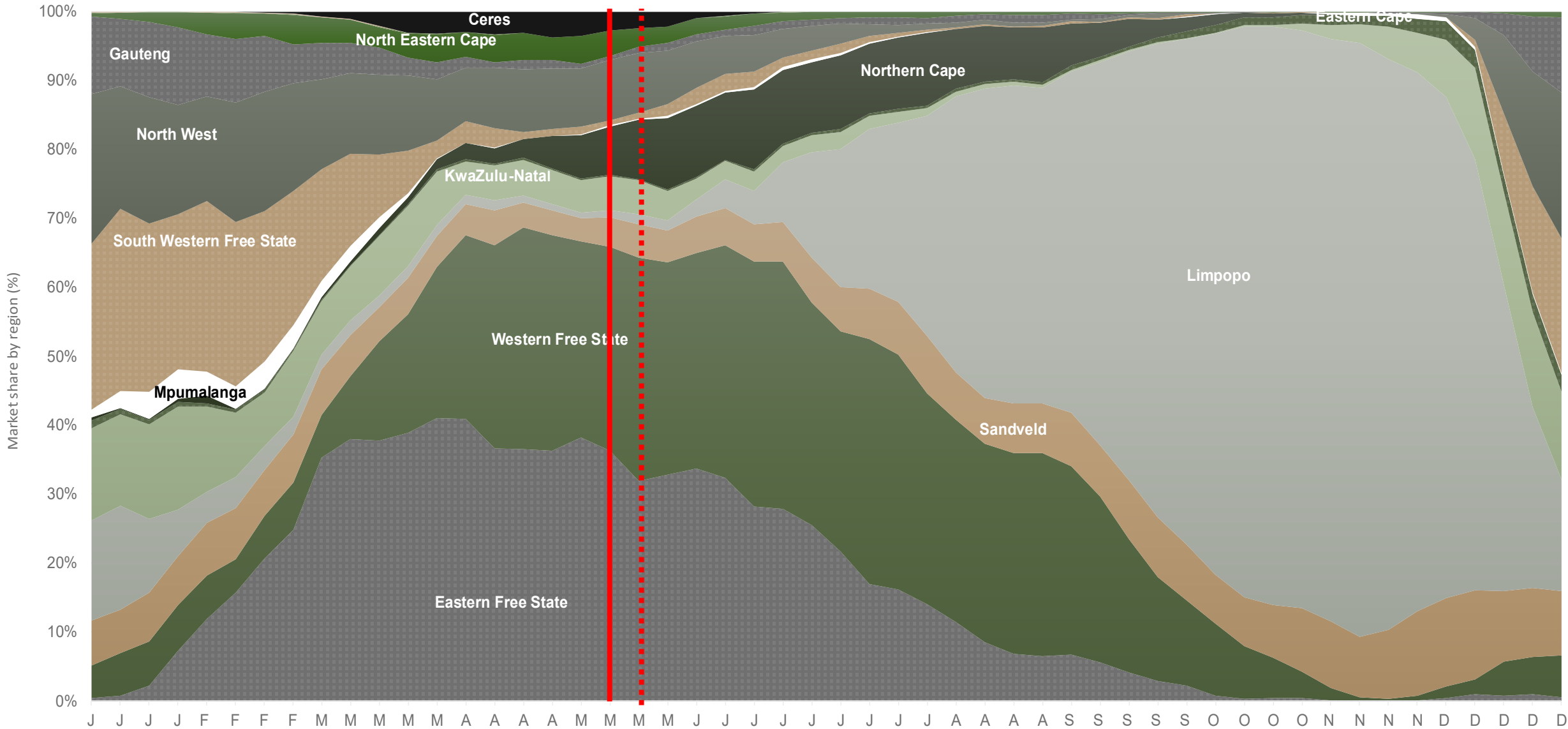
Average weekly price

**16%**

(Week on week)

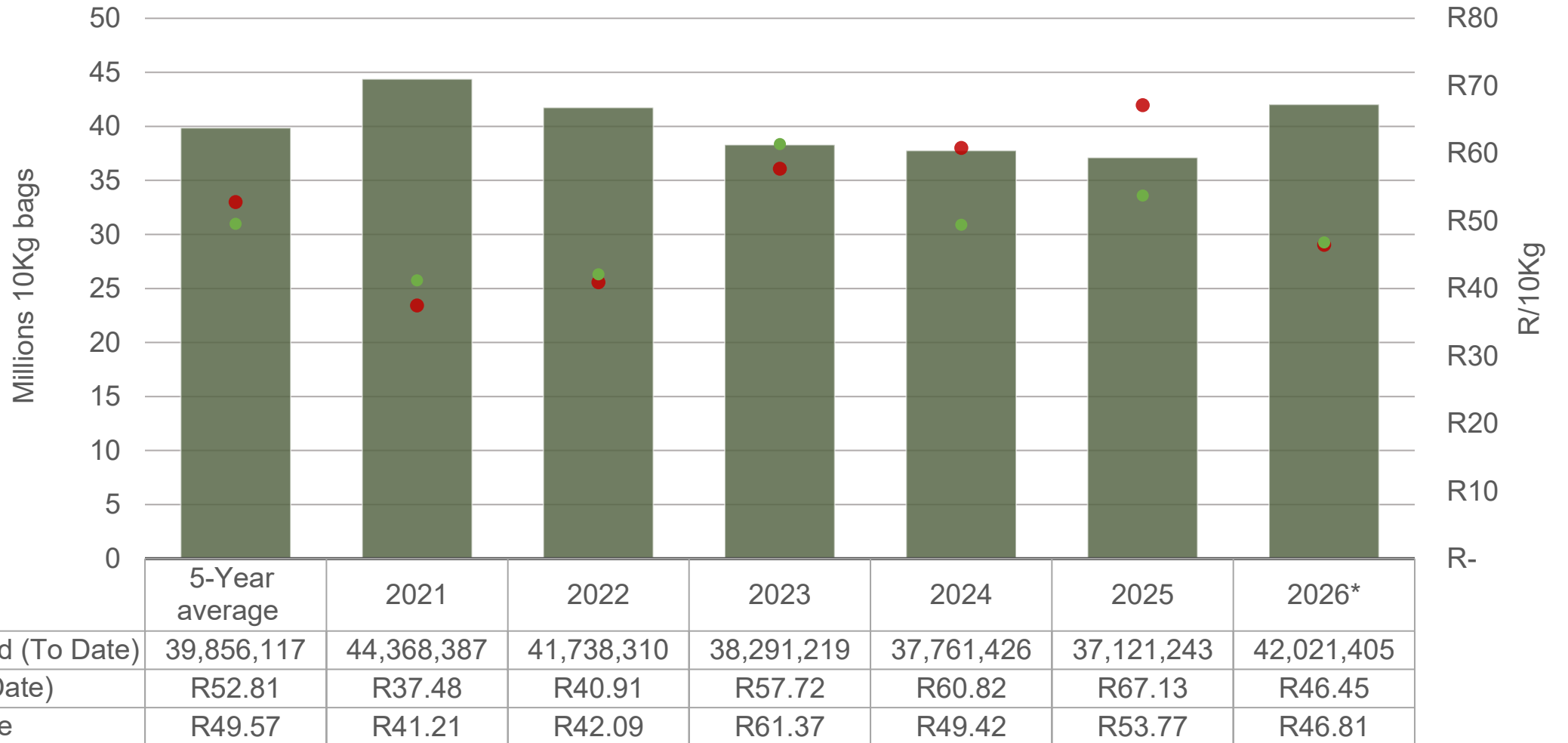


# Market share of regions on fresh produce markets 2021-2025



*Data disclaimer: Potatoes SA does not take responsibility for the accuracy or interpretation of company data re-purposed by 3rd parties*

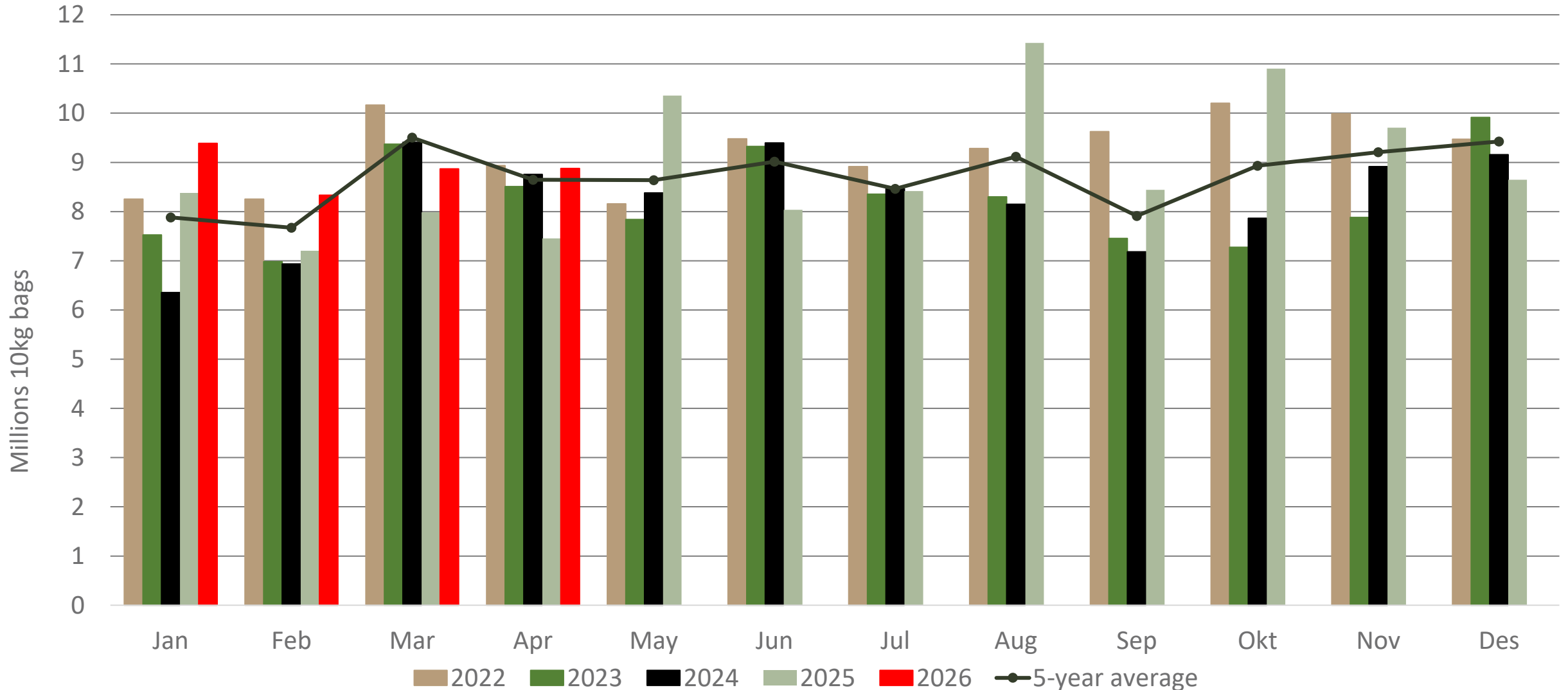
# Cumulative total number of 10 kg bags sold on markets



Sold 2,165,288 bags **more** than the **5-year average** (2021 to 2025) of the first 20 weeks of 2026

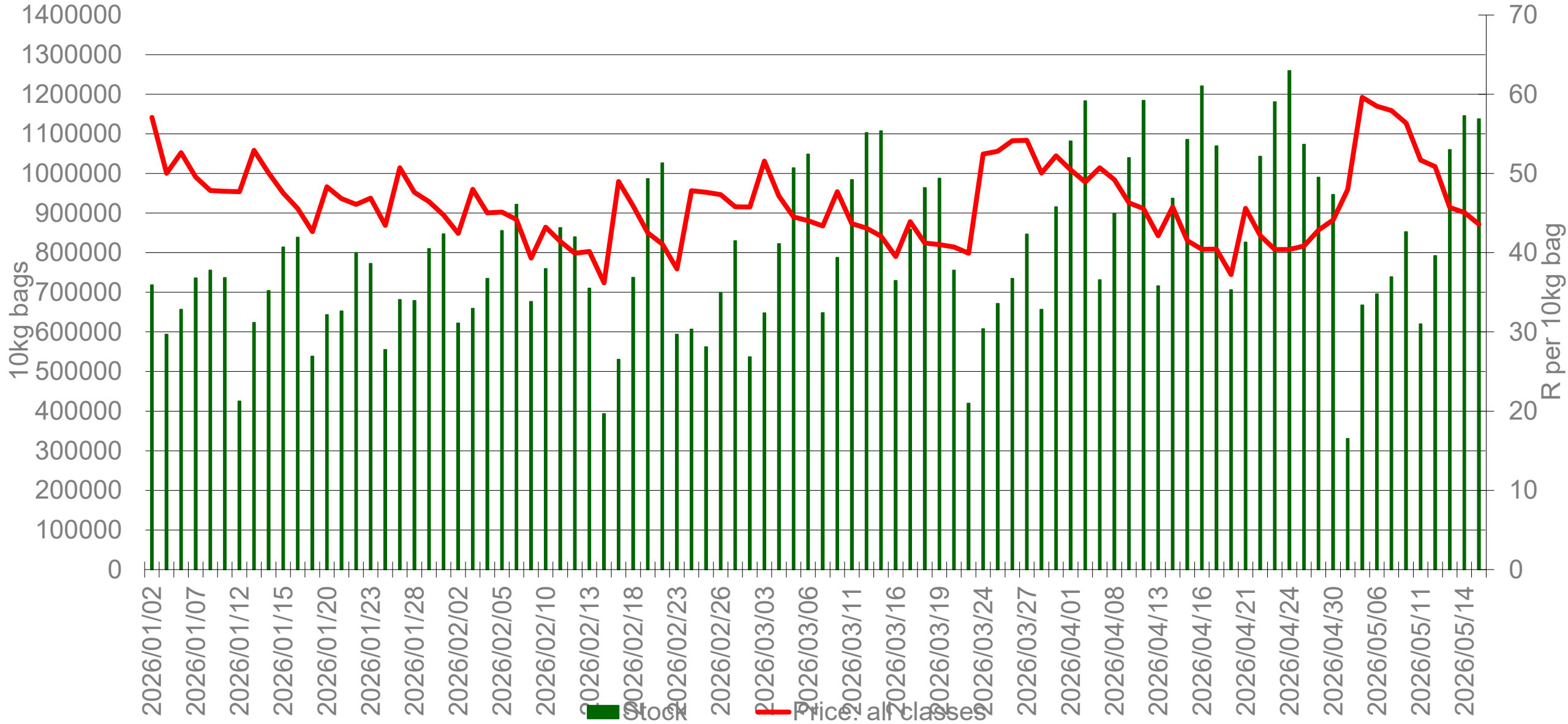
*Data disclaimer: Potatoes SA does not take responsibility for the accuracy or interpretation of company data re-purposed by 3rd parties*

# Monthly sales volumes on markets: Potatoes



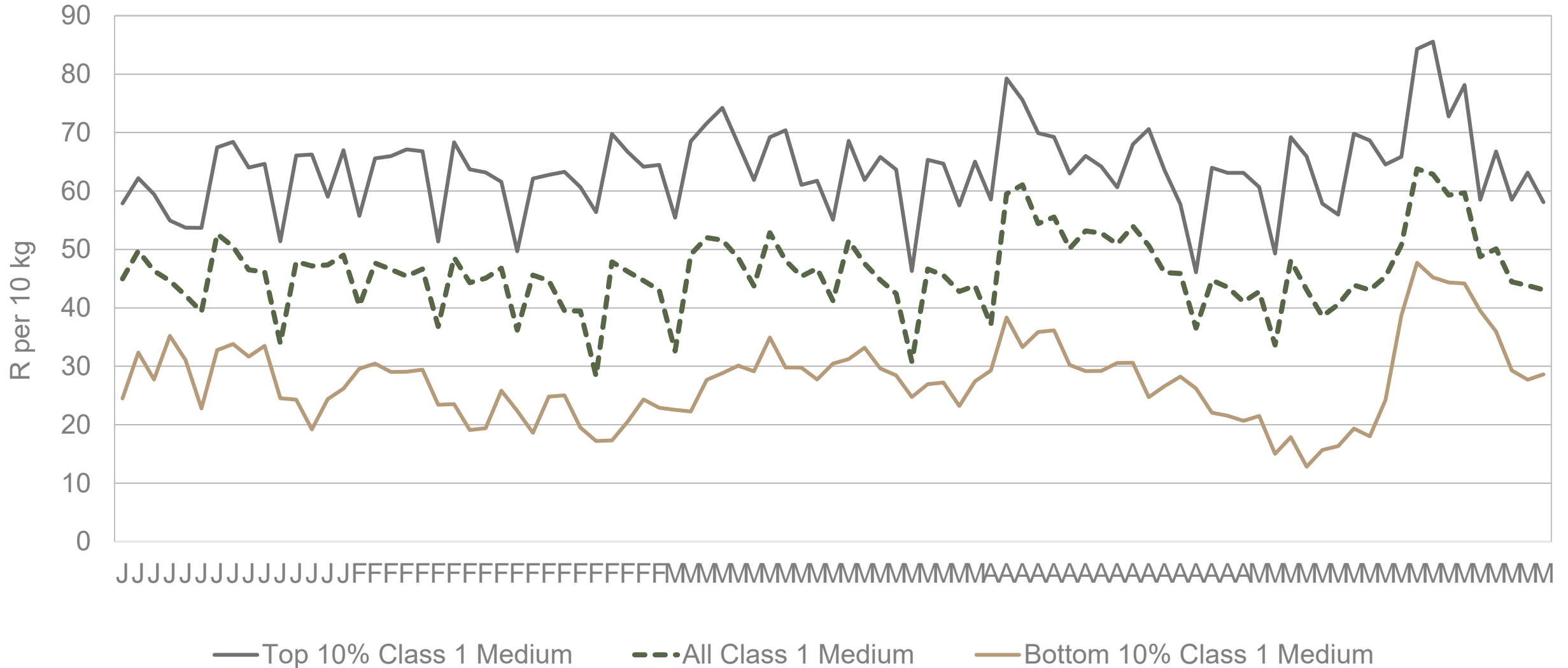
Data disclaimer: Potatoes SA does not take responsibility for the accuracy or interpretation of company data re-purposed by 3rd parties

# RSA daily price versus daily available stocks (all classes & all sizes)



Data disclaimer: Potatoes SA does not take responsibility for the accuracy or interpretation of company data re-purposed by 3rd parties

# JHB market daily : Top 10% versus bottom 10% prices – Class 1 Medium (since January 2026)



Data disclaimer: Potatoes SA does not take responsibility for the accuracy or interpretation of company data re-purposed by 3rd parties

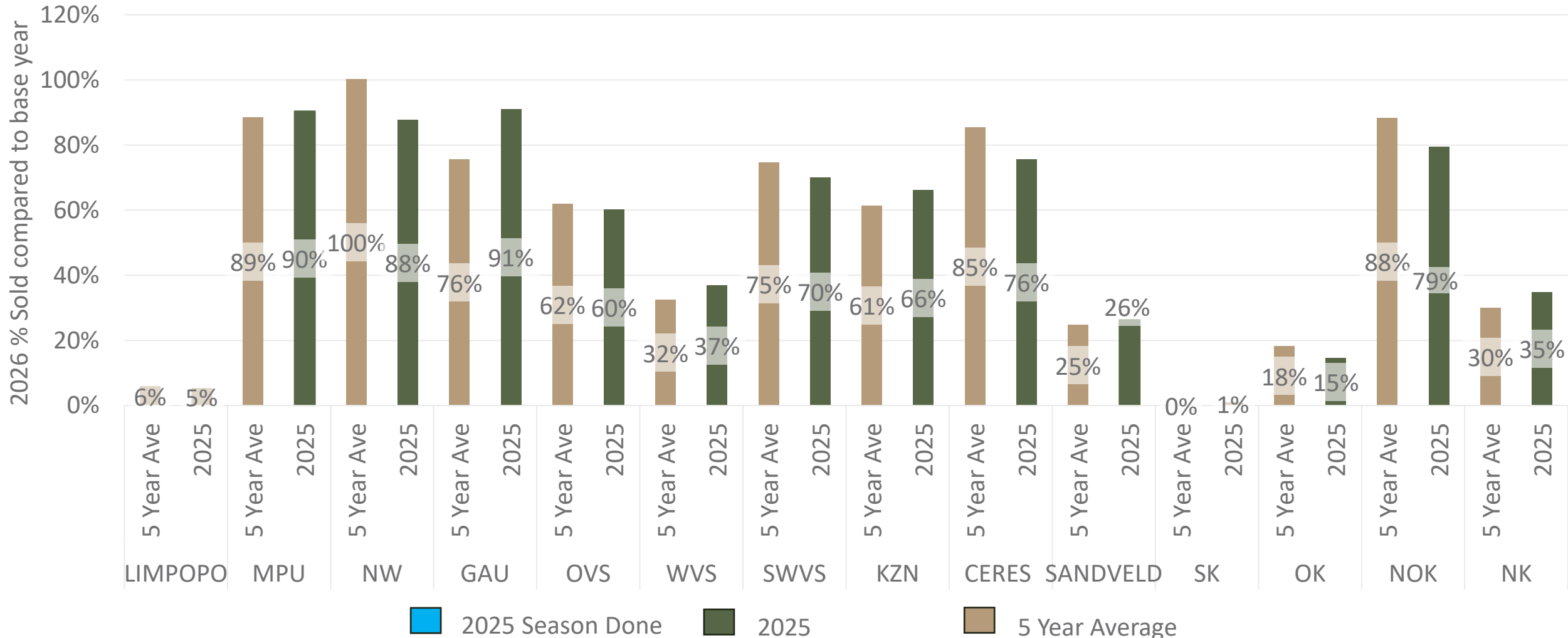
# FPM Sales pace comparison per region

## 2026 compared to 5-year average and 2025



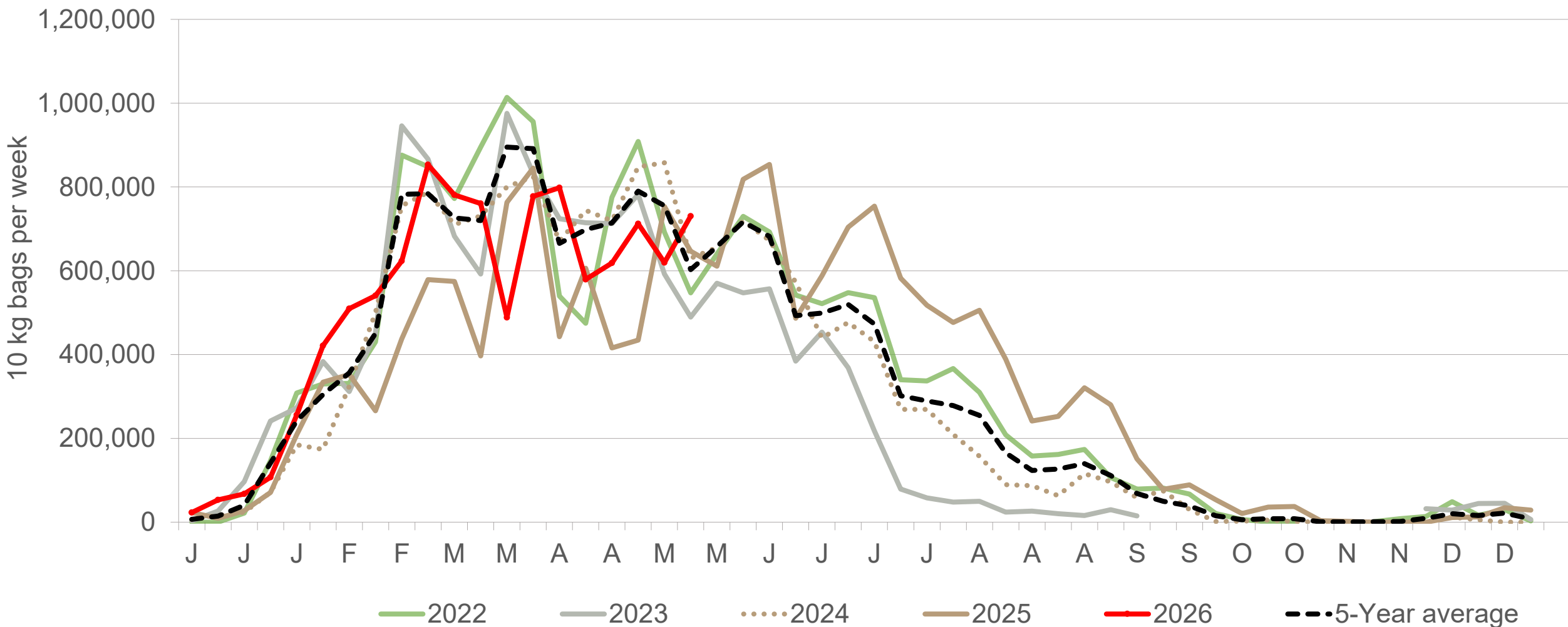
The *FPM Sales pace* compares the current year's cumulative volumes sold on the FPM with the previous year and the five-year average. Differences in these trends reflect variations in hectares planted, regional weather conditions, yield performance, and market timing. Blue indicates regions that are done delivering for this season. Seasons are based on calendar year.

*Note: This comparison is based on total volumes sold, not on hectares planted*



*Data disclaimer: Potatoes SA does not take responsibility for the accuracy or interpretation of company data re-purposed by 3rd parties*

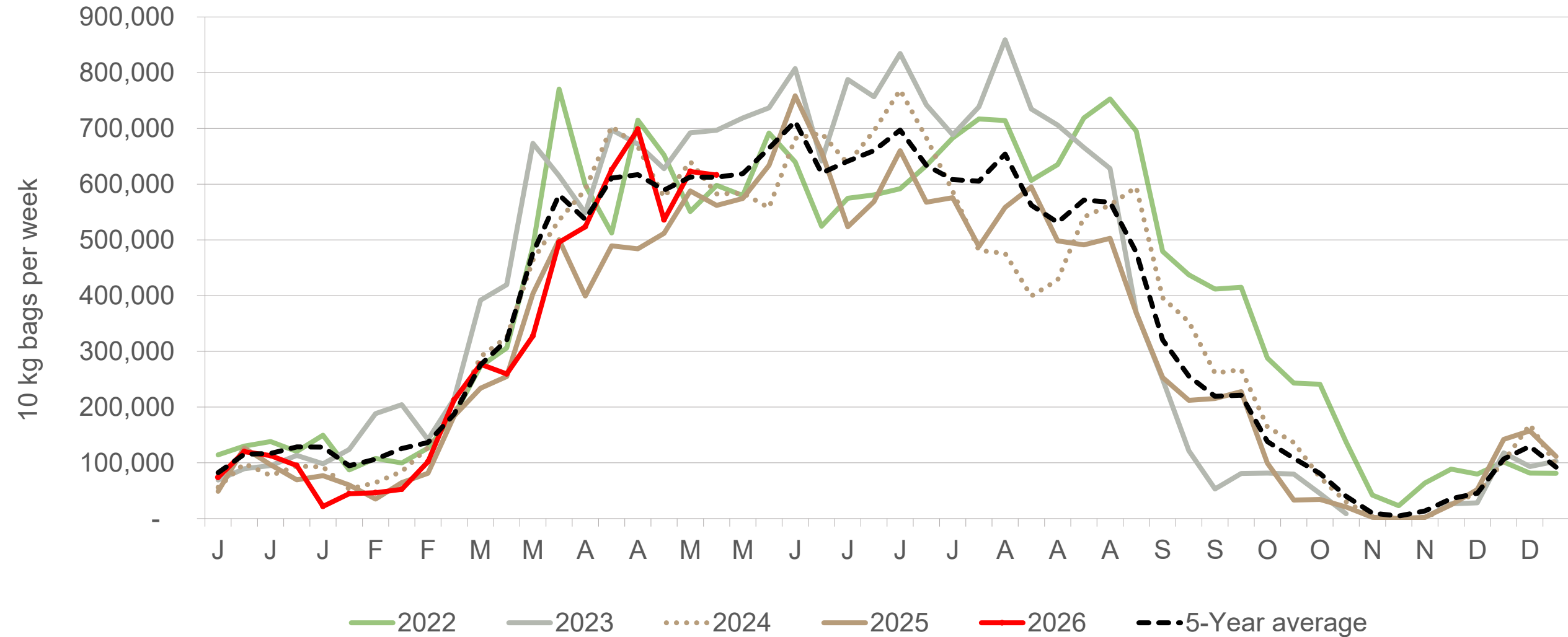
# Eastern Free State: Amount of 10 kg bags per week sold on FPMs (all classes)



Sold 26% bags **more** than the first 20 weeks of 2025 and 260,573 **less** than the 5-year average (2021 to 2025) of the first 20 weeks of each year.

*Data disclaimer: Potatoes SA does not take responsibility for the accuracy or interpretation of company data re-purposed by 3rd parties*

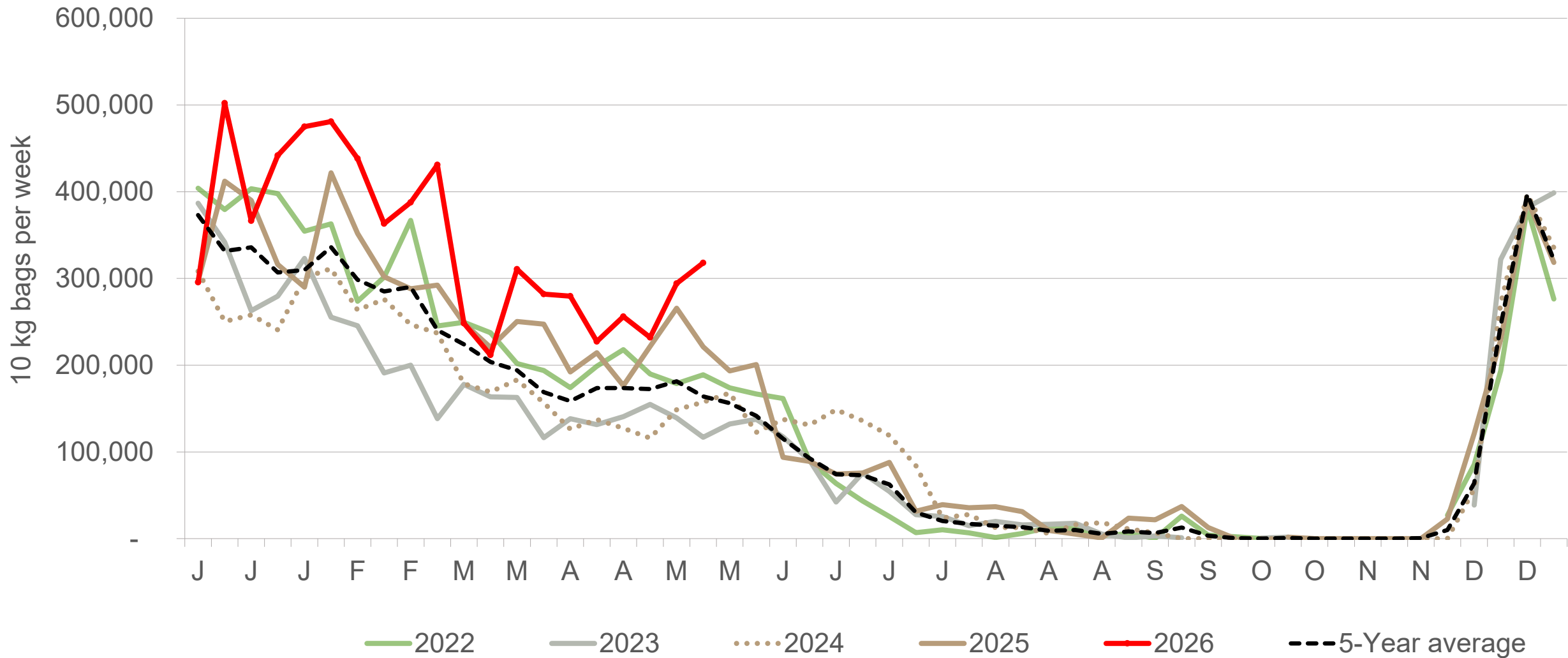
# Western Free State : Amount of 10 kg bags per week sold on FPMs (all classes)



Sold 11% bags **more** than the first 20 weeks of 2025 and 590,612 bags **less** than the 5-year average (2021 to 2025) of the first 20 weeks of each year.

*Data disclaimer: Potatoes SA does not take responsibility for the accuracy or interpretation of company data re-purposed by 3rd parties*

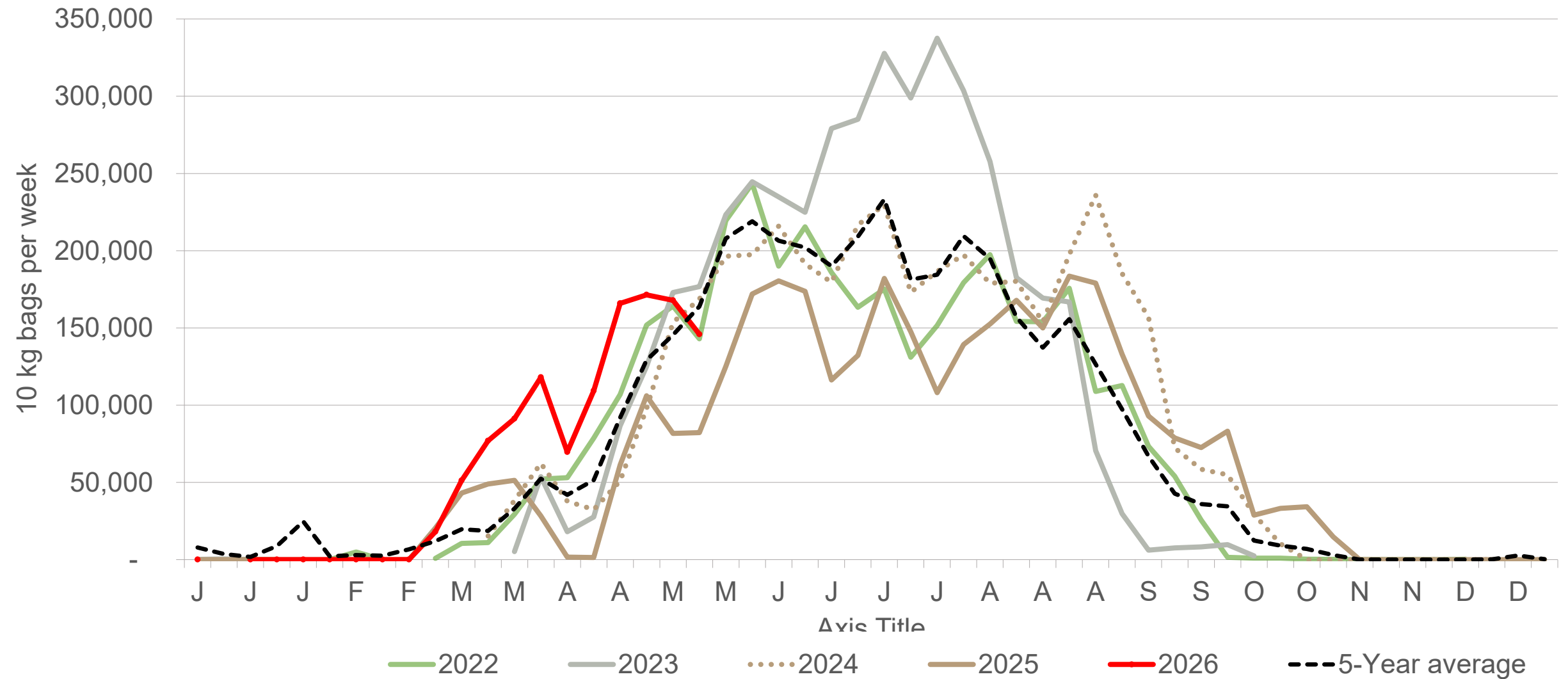
# North-West: Amount of 10 kg bags per week sold on FPMs (all classes)



Sold 22% bags **more** than the first 20 weeks of 2025 and 1,921,209 **more** than the 5-year average (2021 to 2025) of the first 20 weeks of each year.

*Data disclaimer: Potatoes SA does not take responsibility for the accuracy or interpretation of company data re-purposed by 3rd parties*

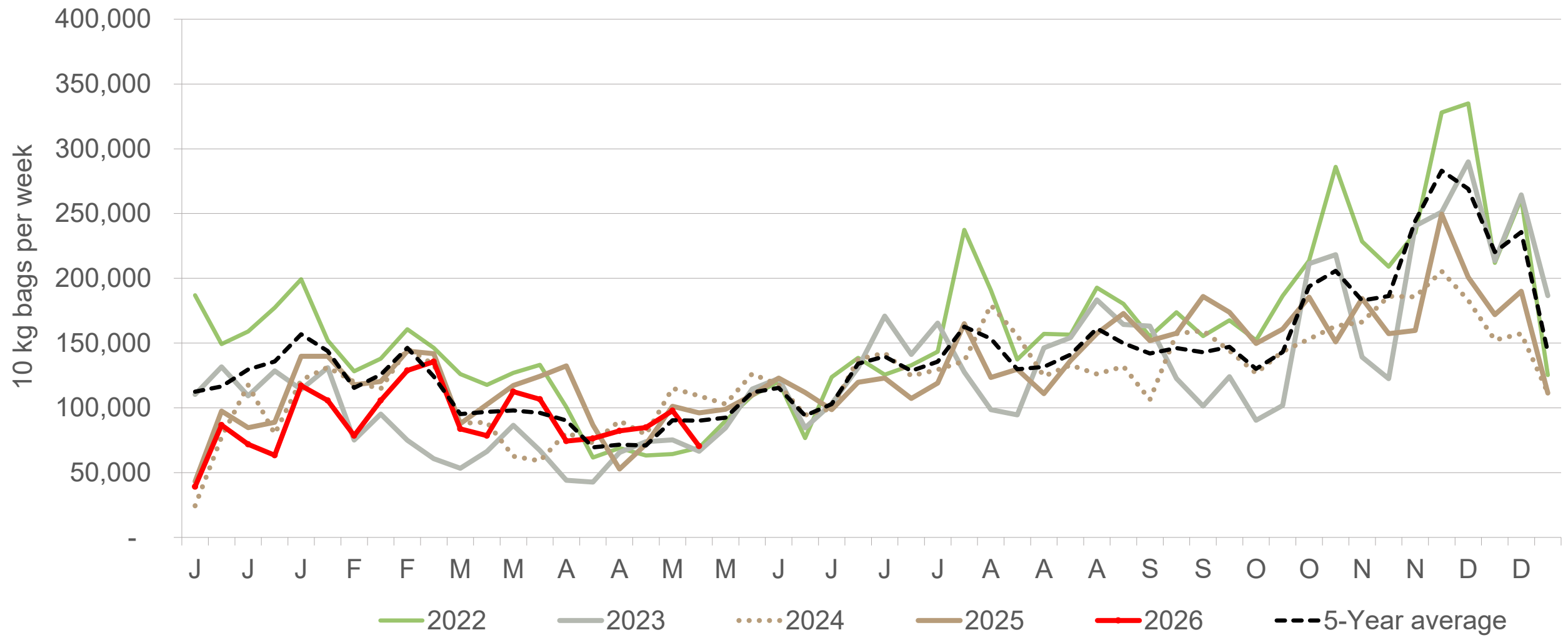
# Northern Cape: Amount of 10 kg bags per week sold on FPMs (all classes)



Sold 125% bags **more** than the first 20 weeks of 2025 and 364,903 bags **more** than the 5-year average (2021 to 2025) of the first 20 weeks of each year.

*Data disclaimer: Potatoes SA does not take responsibility for the accuracy or interpretation of company data re-purposed by 3rd parties*

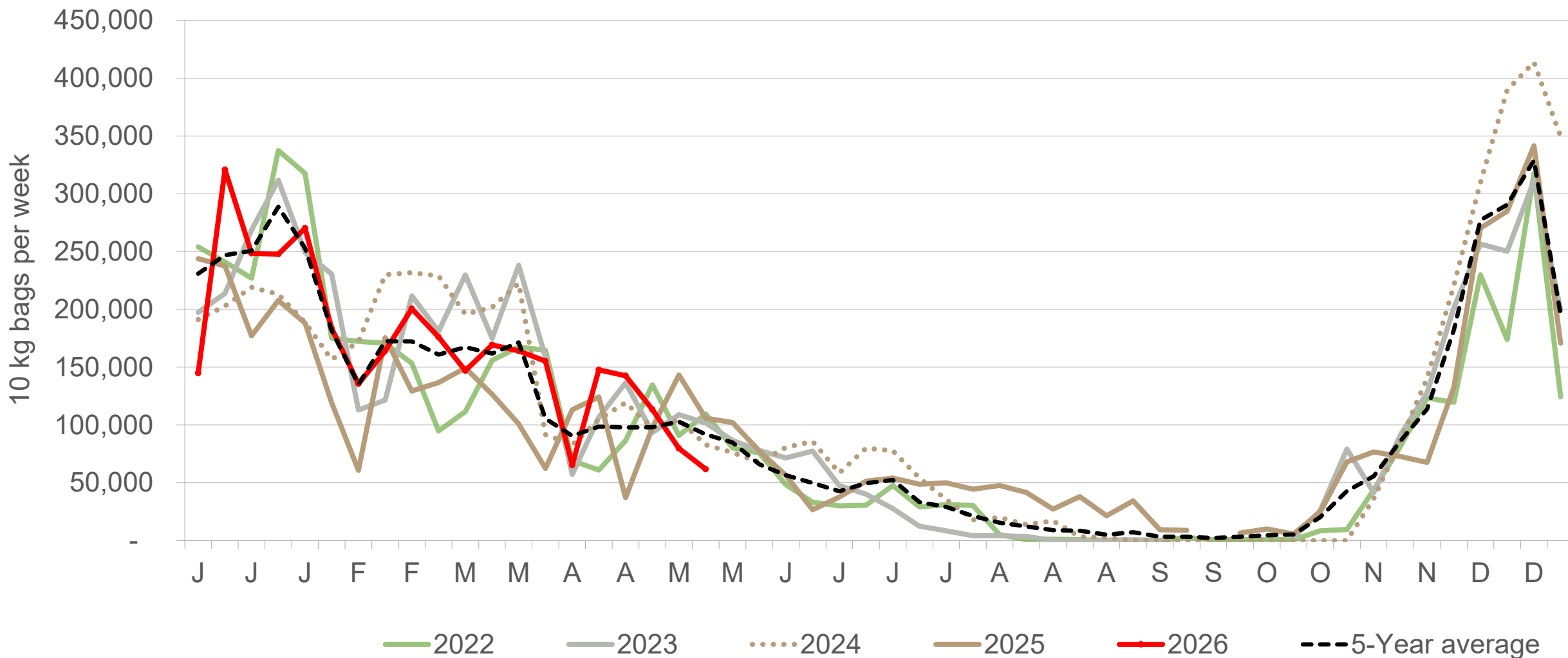
# Sandveld: Amount of 10 kg bags per week sold on FPMs (all classes)



Sold 14% bags **less** than the first 20 weeks of 2025 and 375,198 bags **less** than the 5-year average (2021 to 2025) of the first 20 weeks of each year.

*Data disclaimer: Potatoes SA does not take responsibility for the accuracy or interpretation of company data re-purposed by 3rd parties*

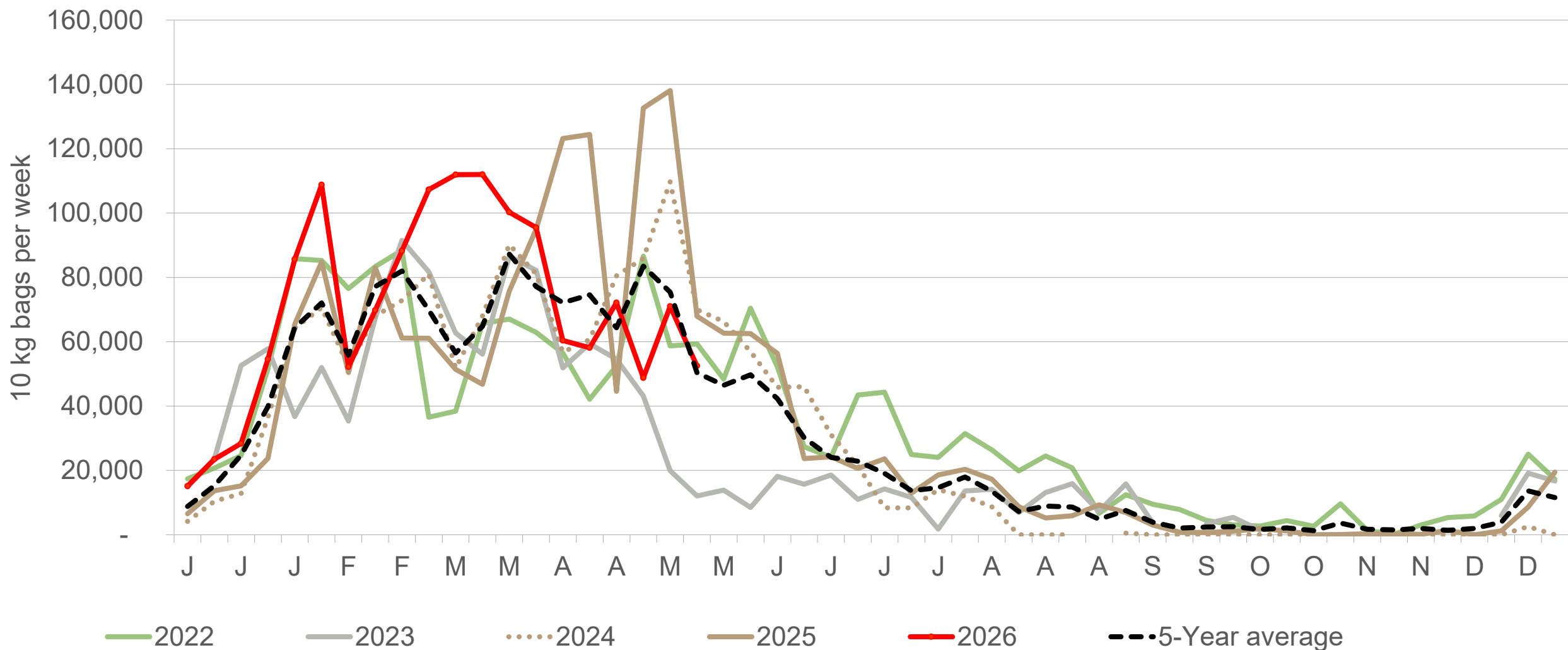
# KwaZulu-Natal: Amount of 10 kg bags per week sold on FPMs (all classes)



Sold 22% bags **more** than the first 20 weeks of 2025 and 59,802 bags **more** than the 5-year average (2021 to 2025) of the first 20 weeks of each year.

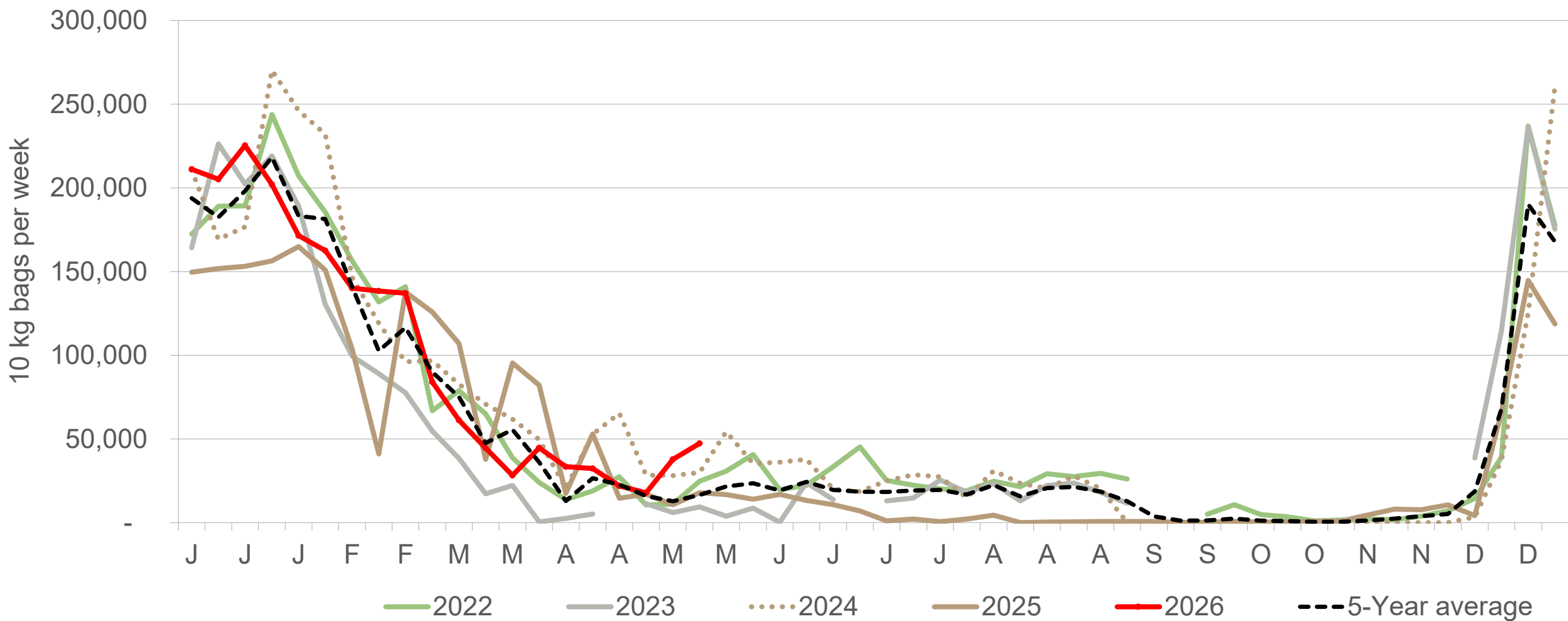
*Data disclaimer: Potatoes SA does not take responsibility for the accuracy or interpretation of company data re-purposed by 3rd parties*

# North Eastern Cape: Amount of 10 kg bags per week sold on FPMs (all classes)



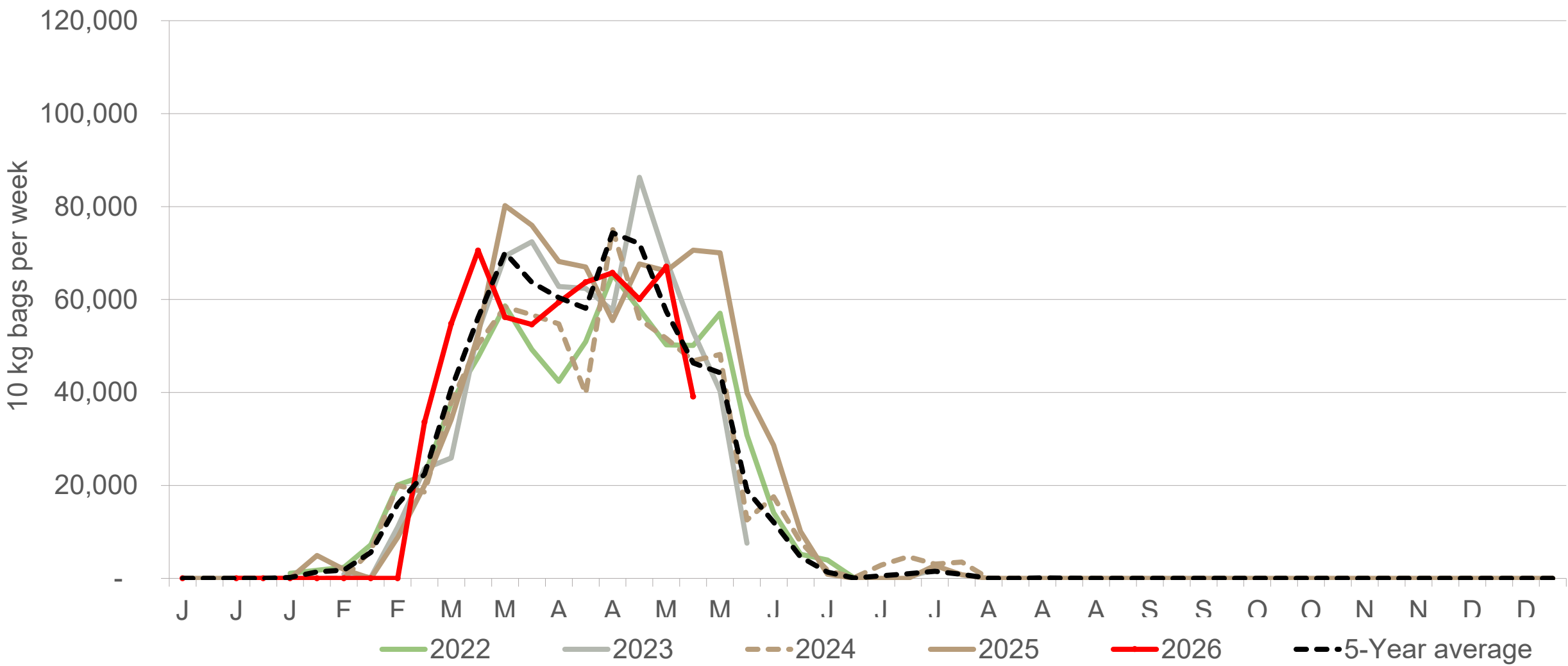
Sold 4% bags **more** than the first 20 weeks of 2025 and 200,457 bags **more** than the 5-year average (2021 to 2025) of the first 20 weeks of each year.

# Gauteng: Amount of 10 kg bags per week sold on FPMs (all classes)



Sold 14% bags **more** than the first 20 weeks of 2025 and 117,146 bags **more** than the 5-year average (2021 to 2025) of the first 20 weeks of each year.

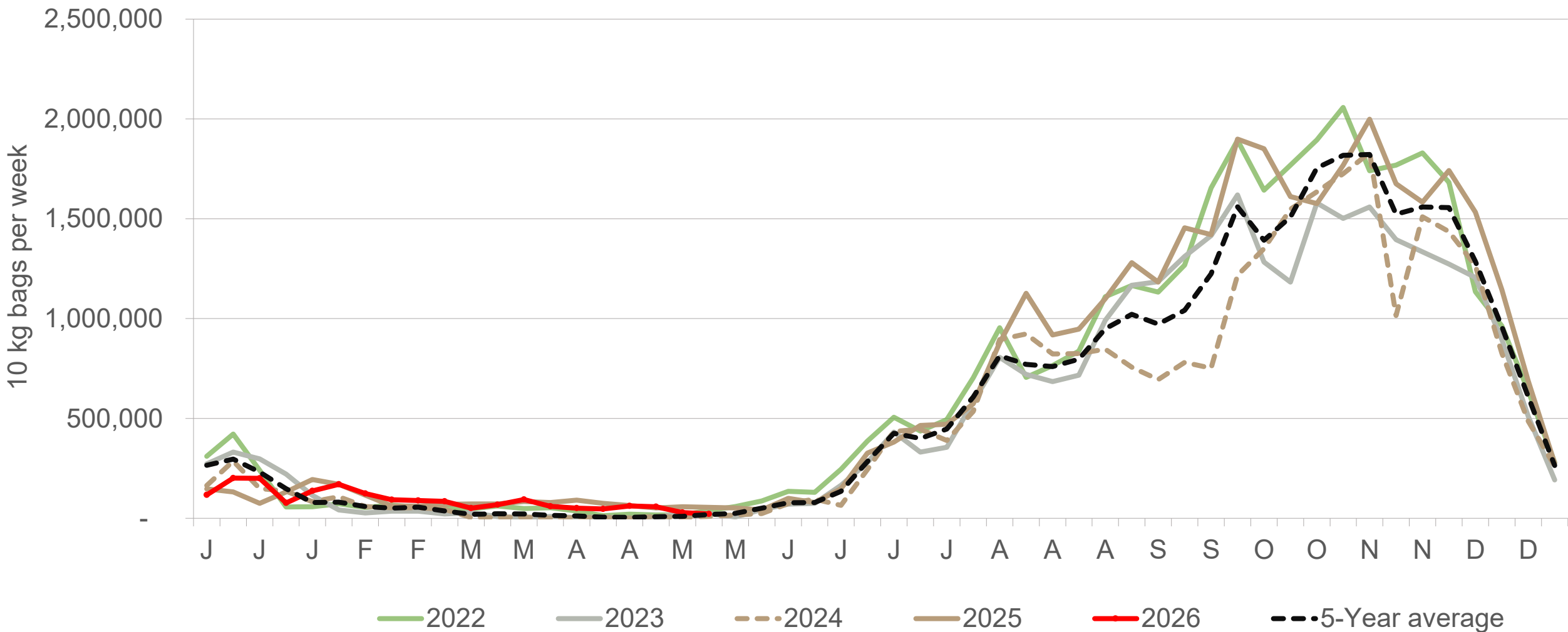
# Ceres: Amount of 10 kg bags per week sold on FPMs (all classes)



Sold 7% bags **less** than the first 3 weeks of 2025 and 21,751 bags **less** than the 5-year average (2021 to 2025) of the first 20 weeks of each year.

*Data disclaimer: Potatoes SA does not take responsibility for the accuracy or interpretation of company data re-purposed by 3rd parties*

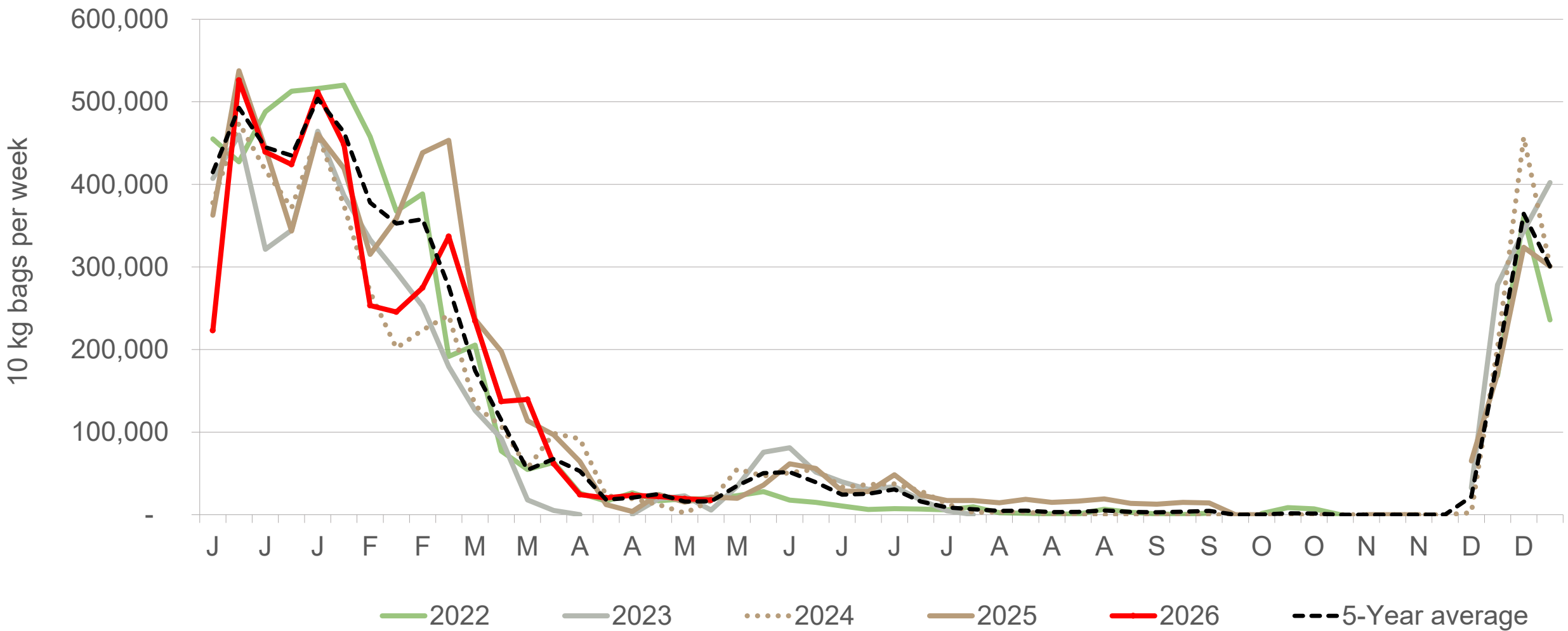
# Limpopo: Amount of 10 kg bags per week sold on FPMs (all classes)



Sold 1% bags **more** than the first 20 weeks of 2025 and 337,739 bags **more** than the 5-year average (2021 to 2025) of the first 20 weeks of each year

*Data disclaimer: Potatoes SA does not take responsibility for the accuracy or interpretation of company data re-purposed by 3rd parties*

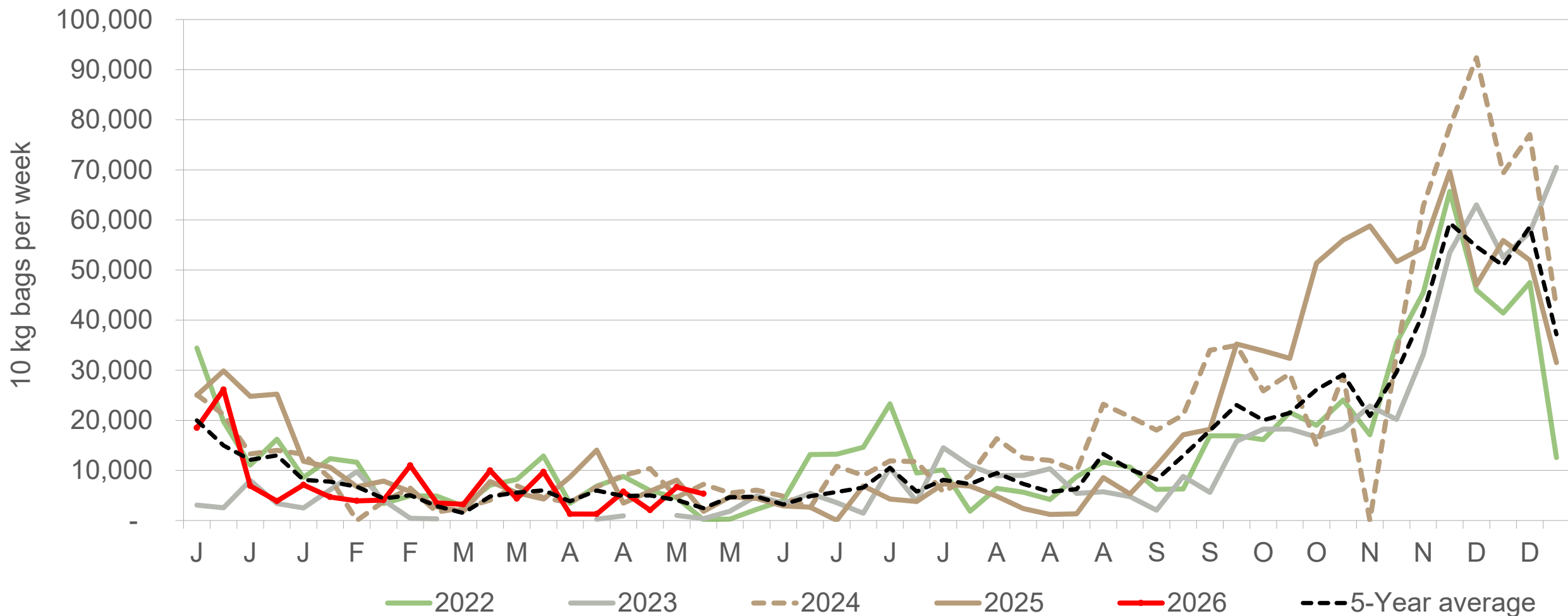
# South Western Free State: Amount of 10 kg bags per week sold on FPMs (all classes)



Sold 11% bags **less** than the first 20 weeks of 2025 and 294,484 bags **less** than the 5-year average (2021 to 2025) of the first 20 weeks of each year.

*Data disclaimer: Potatoes SA does not take responsibility for the accuracy or interpretation of company data re-purposed by 3rd parties*

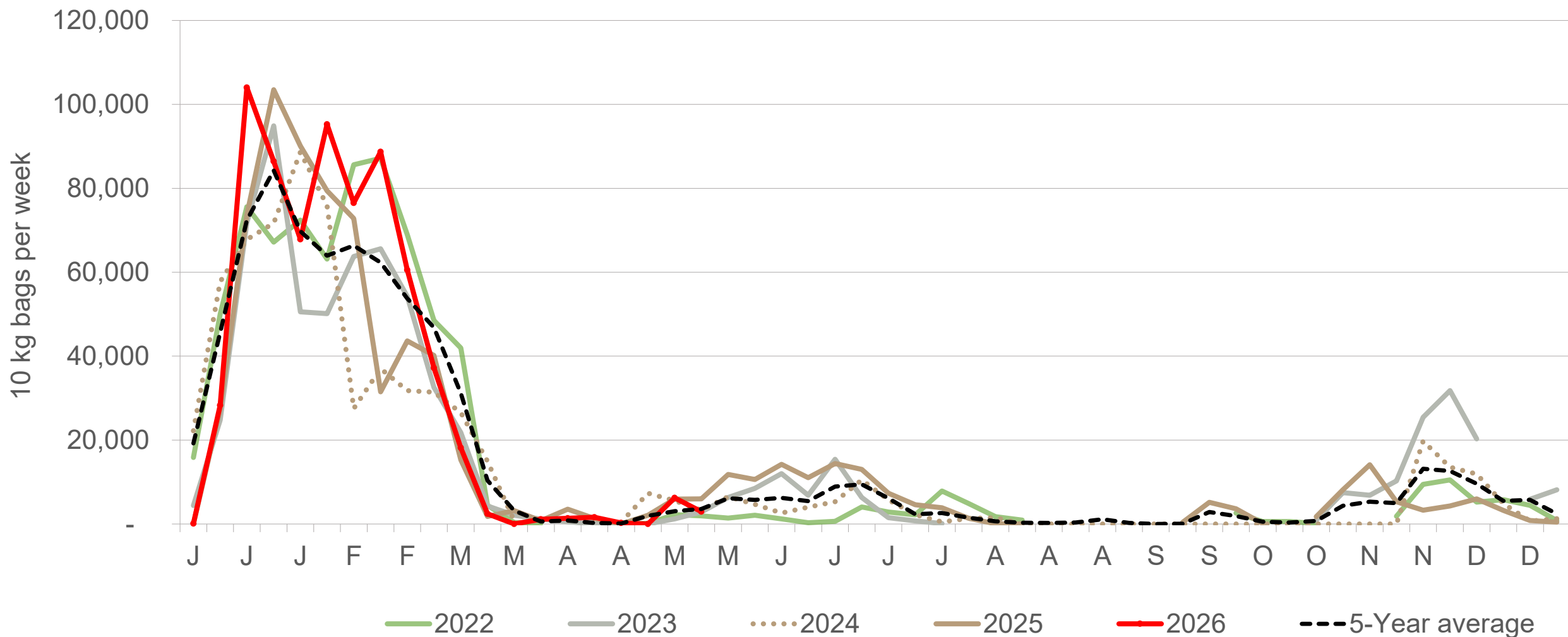
# Eastern Cape: Amount of 10 kg bags per week sold on FPMs (all classes)



Sold 34% bags **less** than the first 20 weeks of 2025 and 116 bags **less** than the 5-year average (2021 to 2025) of the 20 weeks of each year.

*Data disclaimer: Potatoes SA does not take responsibility for the accuracy or interpretation of company data re-purposed by 3rd parties*

# Mpumalanga: Amount of 10 kg bags per week sold on FPMs (all classes)



Sold 13% bags **more** than the first 20 weeks of 2025 and 39,689 bags **more** than the 5-year average (2021 to 2025) of the 20 weeks of each year.

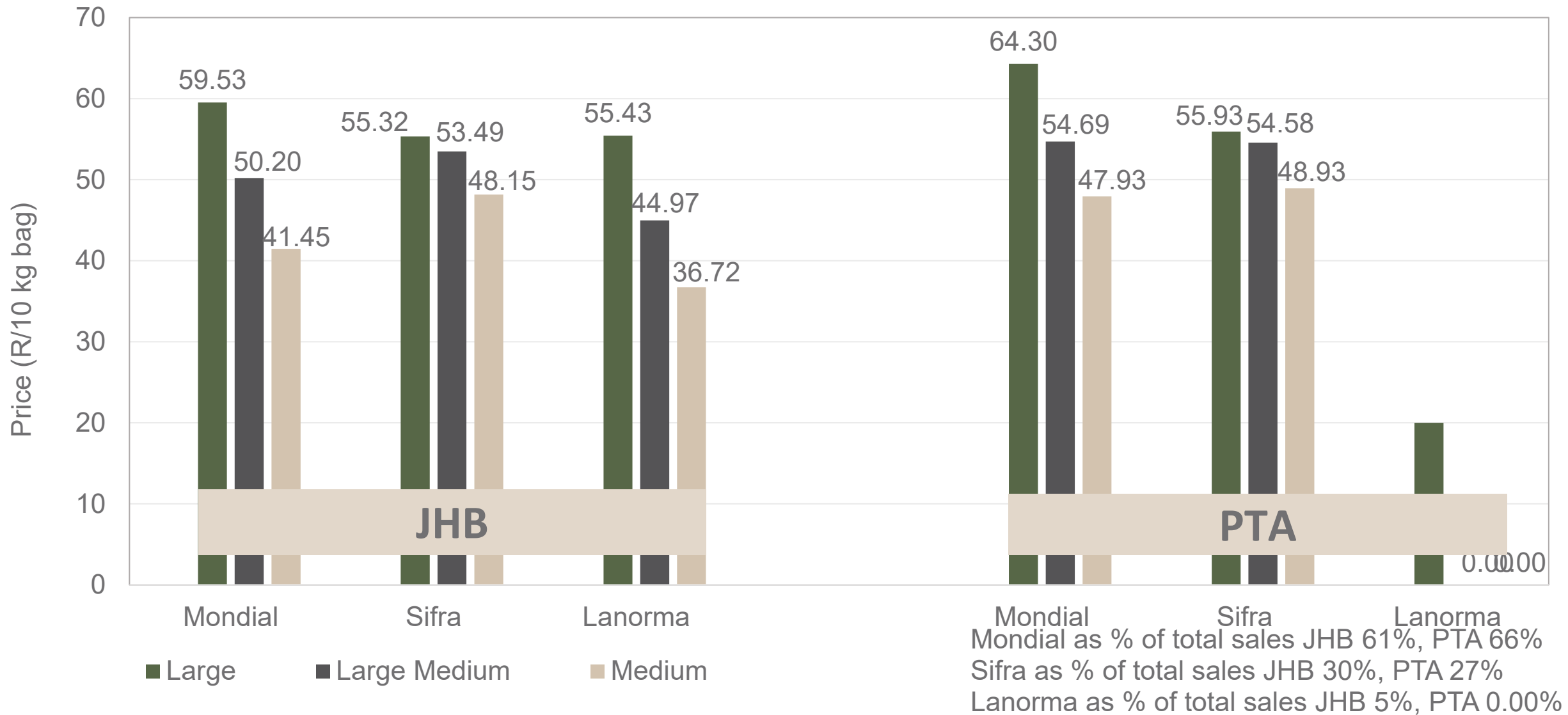
# Average weekly prices and volumes for 10 kg bags of potatoes sold on selected markets from selected production regions



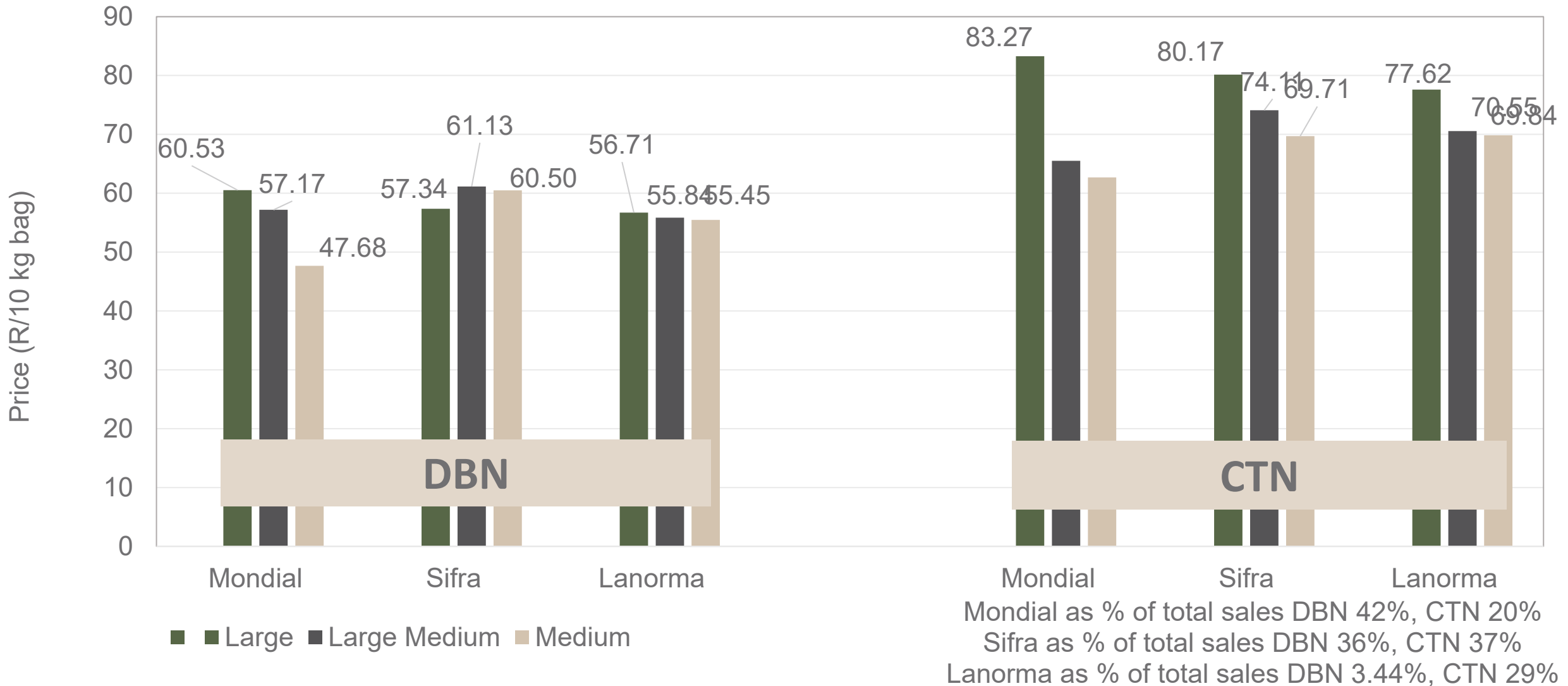
Klas & Grootte	Eastern Free State				Western Free State				North West				Northern Cape				Sandveld		KwaZulu-Natal				All Regions	
	JOH		PRE		JOH		PRE		JOH		PRE		JOH		PRE		CAP		DUR		PIE		All Markets	
	Volume	Prices	Volume	Prices	Volume	Prices	Volume	Prices	Volume	Prices	Volume	Prices	Volume	Prices	Volume	Prices	Volume	Prices	Volume	Prices	Volume	Prices	Volume	Prices
	10kg	R/10kg	10kg	R/10kg	10kg	R/10kg	10kg	R/10kg	10kg	R/10kg	10kg	R/10kg	10kg	R/10kg	10kg	R/10kg	10kg	R/10kg	10kg	R/10kg	10kg	R/10kg	10kg	R/10kg
1L	101 733	57.81	27 209	62.64	49 125	60.02	24 066	64.88	16 261	54.10	5 819	56.21	10 367	53.96	4 183	53.69	3 600	81.26	8 272	52.81	2 111	64.32	381 909	59.89
1L/M	103 370	49.39	32 744	52.52	74 502	52.22	29 959	57.39	28 832	53.86	12 697	55.43	18 882	46.60	4 867	48.67	10 125	72.98	7 203	49.41	1 082	56.32	488 190	53.22
1M	60 135	41.44	21 903	47.40	52 189	45.88	18 176	49.47	26 311	51.62	13 971	50.74	11 270	40.11	3 394	45.95	12 850	70.04	1 707	50.75	4 301	46.14	376 900	49.13
1S	16 929	24.94	4 563	27.13	6 219	27.84	1 481	26.74	16 075	26.76	5 371	25.39	238	27.37	459	16.09	9 784	40.52	2 061	29.55	805	28.99	112 705	29.32
1S/M	15 955	35.67	8 253	39.08	20 688	34.42	7 988	36.85	18 283	36.46	5 859	35.55	839	25.14	883	29.55	765	34.03	653	37.80	1 747	46.39	138 919	38.42
1XL	2 617	54.63	-	-	-	-	-	-	-	-	-	-	-	-	-	-	-	-	-	-	-	-	2 617	54.63
1XS	3 302	17.17	-	-	5 590	16.85	-	-	12 856	25.91	-	-	1	35.00	-	-	-	-	-	-	-	-	23 733	21.39
1XXS	-	-	-	-	-	-	-	-	110	50.00	-	-	-	-	-	-	-	-	-	-	-	-	110	50.00
2L	28 215	47.90	14 492	55.44	5 693	47.95	11 202	52.69	4 448	40.66	953	48.17	1 458	49.04	330	41.81	1 480	62.48	3 091	50.01	-	-	126 292	51.01
2L/M	16 266	42.41	10 444	46.51	7 845	39.17	16 120	46.49	3 432	37.08	685	50.74	1 592	40.39	1 245	38.38	6 019	62.27	3 233	44.20	53	55.94	117 118	45.65
2M	15 100	33.41	9 740	41.99	8 494	33.85	6 900	40.24	3 346	27.63	690	40.98	660	35.55	345	39.83	7 078	47.69	3 227	31.00	986	42.86	104 084	39.07
2S	4 276	19.71	5 106	26.94	2 056	21.95	626	19.30	160	16.00	-	-	220	22.50	-	-	3 050	27.17	281	15.41	-	-	24 982	24.77
2S/M	4 690	22.49	2 404	34.26	4 806	27.11	3 350	34.52	98	28.11	148	8.88	104	20.00	83	23.14	199	26.43	-	-	-	-	24 705	28.49
2XL	-	-	-	-	-	-	-	-	-	-	-	-	-	-	-	-	-	-	-	-	-	-	-	-
2XS	-	-	-	-	-	-	-	-	-	-	-	-	-	-	-	-	-	-	-	-	-	-	1 563	11.32
2XXS	-	-	-	-	-	-	-	-	-	-	-	-	-	-	-	-	-	-	-	-	-	-	-	-
3L	5 923	38.48	13 794	46.11	2 267	38.72	2 917	39.09	365	39.55	-	-	2 425	33.61	1 865	35.91	300	39.03	20	30.00	-	-	46 620	40.90
3L/M	9 277	30.38	3 756	40.36	7 898	33.67	6 380	36.10	4 552	34.46	2 311	34.69	330	30.00	330	32.33	-	-	336	38.60	110	50.00	70 252	36.57
3M	8 426	25.08	8 458	33.34	12 692	27.26	6 350	28.37	5 568	27.03	3 087	29.34	1 390	26.42	582	23.73	1 520	30.90	-	-	277	36.41	90 628	28.99
3S/M	652	18.40	2 161	29.74	-	-	108	23.38	440	15.00	314	23.07	-	-	-	-	-	-	-	-	-	-	7 153	23.52
3XS	-	-	-	-	-	-	-	-	-	-	-	-	-	-	-	-	-	-	-	-	-	-	-	-
3XXS	-	-	-	-	-	-	-	-	-	-	-	-	-	-	-	-	-	-	-	-	-	-	-	-
4L	-	-	3 601	40.37	-	-	-	-	-	-	-	-	-	-	-	-	-	-	-	-	-	-	3 639	40.38
4L/M	-	-	972	41.37	-	-	-	-	-	-	-	-	-	-	110	25.00	-	-	-	-	-	-	3 990	26.67
4M	-	-	1 431	30.47	-	-	7	30.00	-	-	4	25.00	-	-	-	-	-	-	-	-	-	-	2 656	27.29
4S	-	-	-	-	-	-	-	-	-	-	-	-	-	-	-	-	-	-	-	-	-	-	-	-
4S/M	-	-	-	-	-	-	-	-	-	-	-	-	-	-	-	-	-	-	-	-	-	-	84	51.43
Total	396 976	45.69	171 648	47.79	260 064	45.97	137 186	49.62	141 137	42.23	54 562	44.90	49 776	44.47	18 676	44.03	70 095	50.80	34 051	42.49	13 302	45.18	2 187 506	46.76

Data disclaimer: Potatoes SA does not take responsibility for the accuracy or interpretation of company data re-purposed by 3rd parties

# PTA & JHB markets: Average Prices - Different Sizes (only 10 kg bags)



# DBN & CTN markets: Average Prices - Different Sizes (only 10 kg bags)





# Thank you for your time

Feel free to contact us

 [Lebo@potatoes.co.za](mailto:Lebo@potatoes.co.za)

[Jodie@potatoes.co.za](mailto:Jodie@potatoes.co.za)


 +27 (0)12 349 1906

 6 De Havilland Crescent

Persequor Techno Park

Persequor Park

Pretoria

 [www.potatoes.co.za](http://www.potatoes.co.za)



Potatoes  
Aartappels SA