



Weekly Market Information

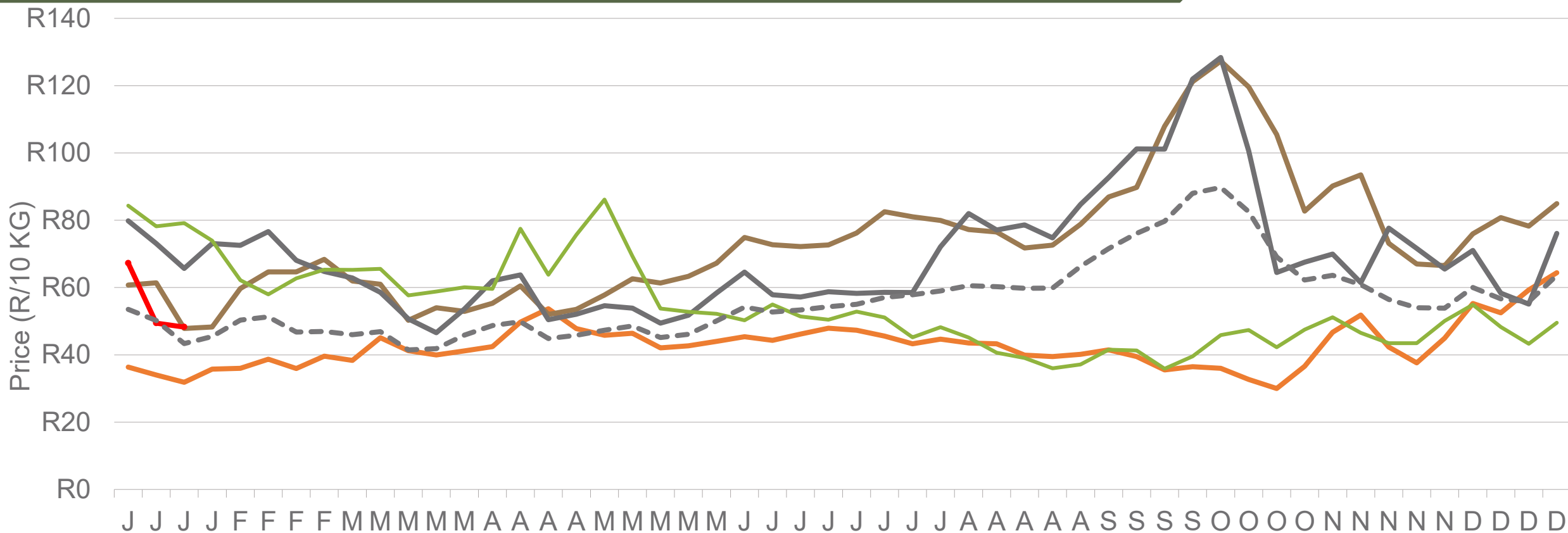
16 January 2026



**Potatoes
Aartappels SA**

www.potatoes.co.za

Average weekly price – all markets & all classes





— 2022 — 2023 — 2024 — 2025 — 2026* - - - 5-Year average



Number of bags sold

11%


(Week on Week)



Average weekly price

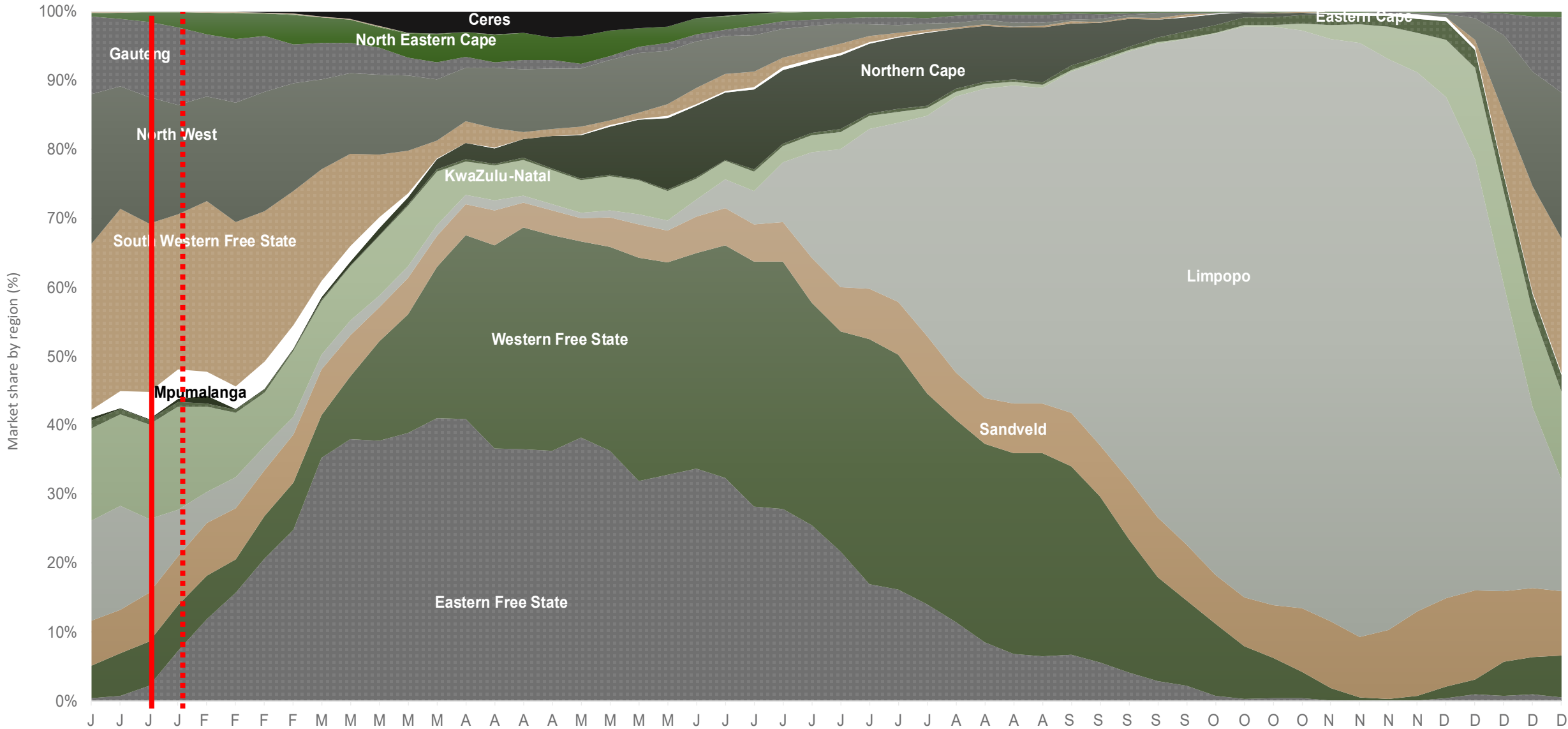
2%

(Week on week)



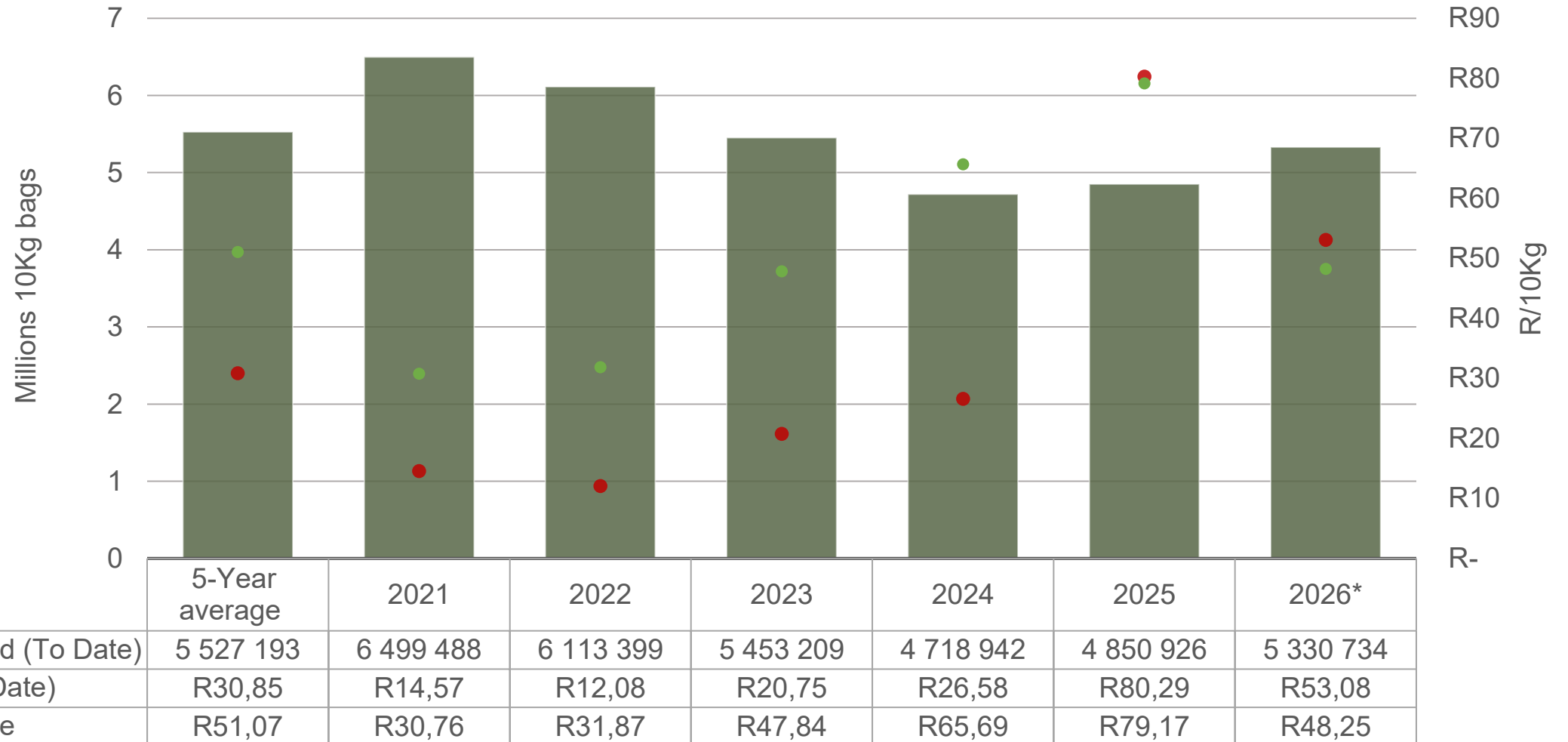
Data disclaimer: Potatoes SA does not take responsibility for the accuracy or interpretation of company data re-purposed by 3rd parties

Market share of regions on fresh produce markets 2021-2025



Data disclaimer: Potatoes SA does not take responsibility for the accuracy or interpretation of company data re-purposed by 3rd parties

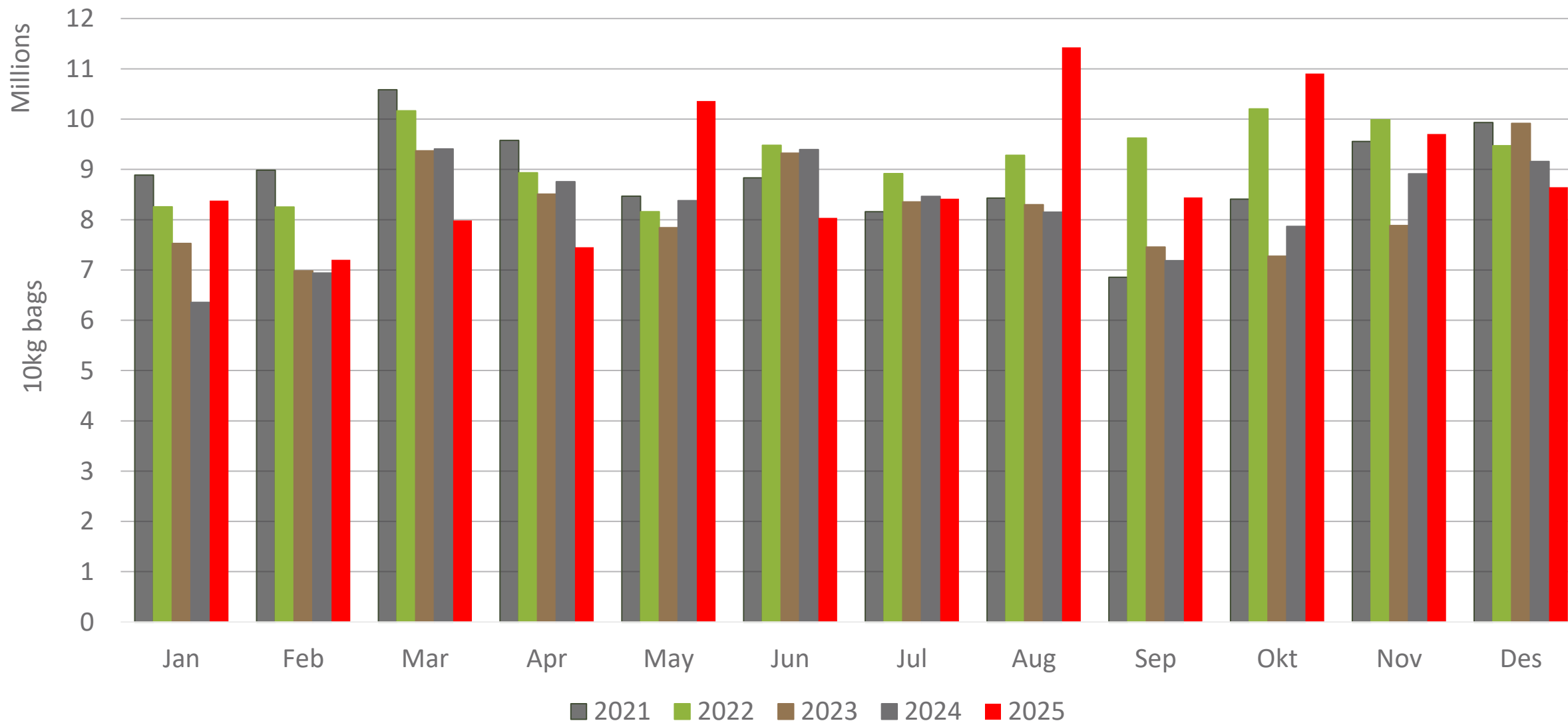
Cumulative total number of 10 kg bags sold on markets



Sold 196,459 bags **less** than the **5-year average** (2021 to 2025) of the first 3 weeks of 2026

Data disclaimer: Potatoes SA does not take responsibility for the accuracy or interpretation of company data re-purposed by 3rd parties

Monthly sales volumes on markets: Potatoes



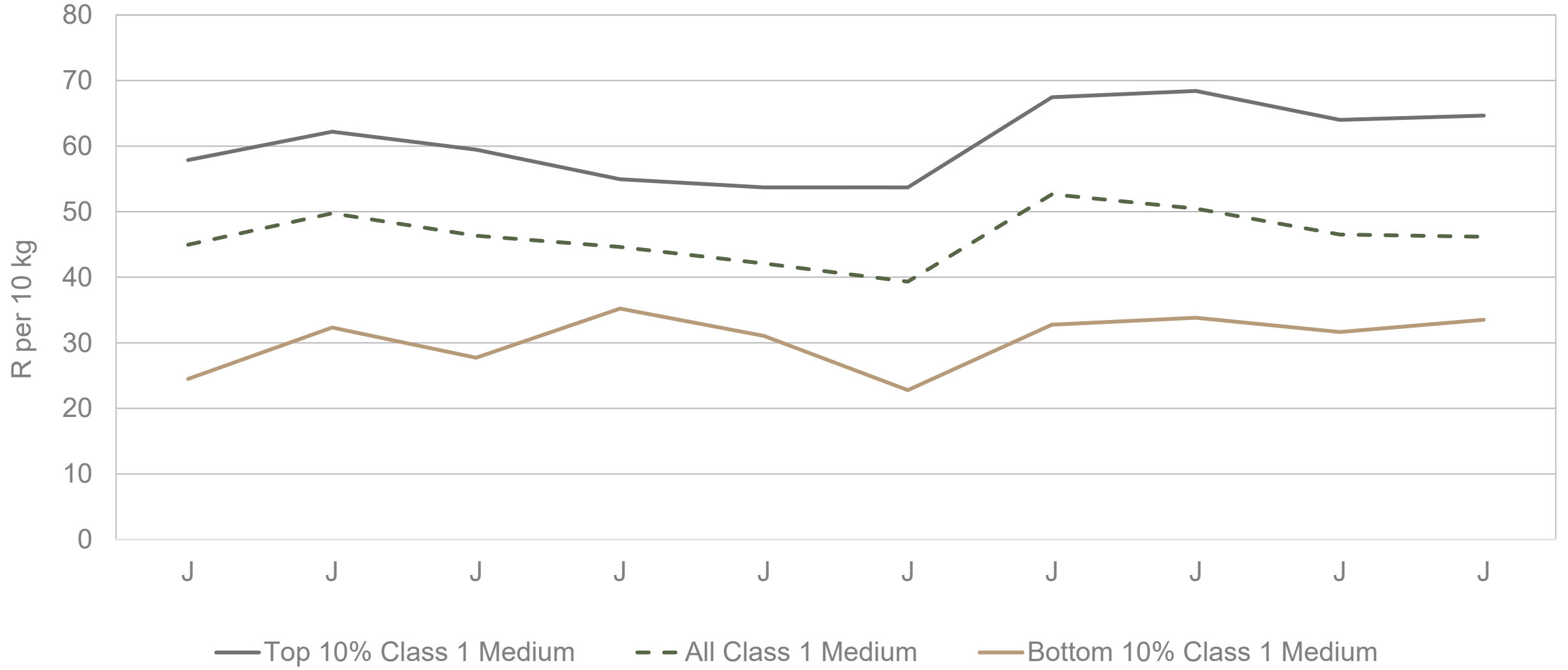
Data disclaimer: Potatoes SA does not take responsibility for the accuracy or interpretation of company data re-purposed by 3rd parties

RSA daily price versus daily available stocks (all classes & all sizes)



Data disclaimer: Potatoes SA does not take responsibility for the accuracy or interpretation of company data re-purposed by 3rd parties

JHB market daily : Top 10% versus bottom 10% prices – Class 1 Medium (since January 2026)



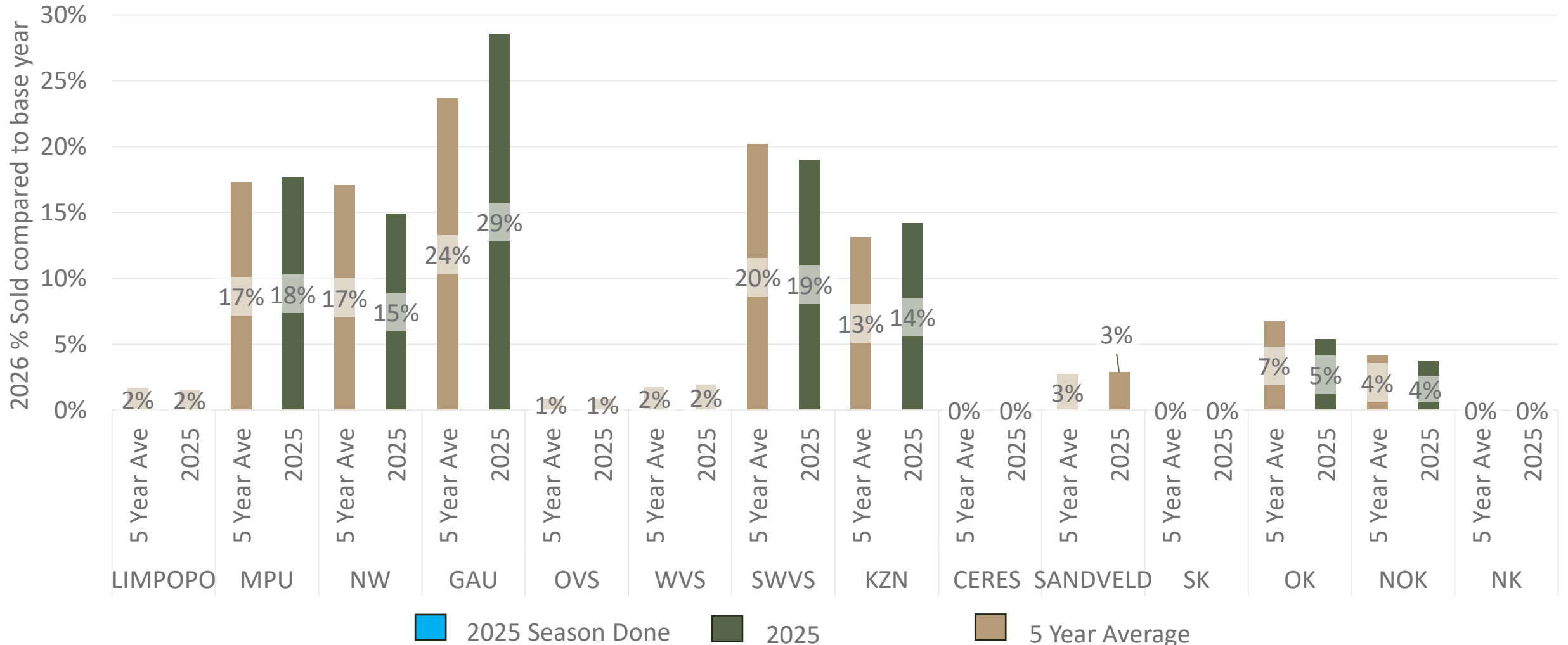
Data disclaimer: Potatoes SA does not take responsibility for the accuracy or interpretation of company data re-purposed by 3rd parties

FPM Sales pace comparison per region

2026 compared to 5-year average and 2025

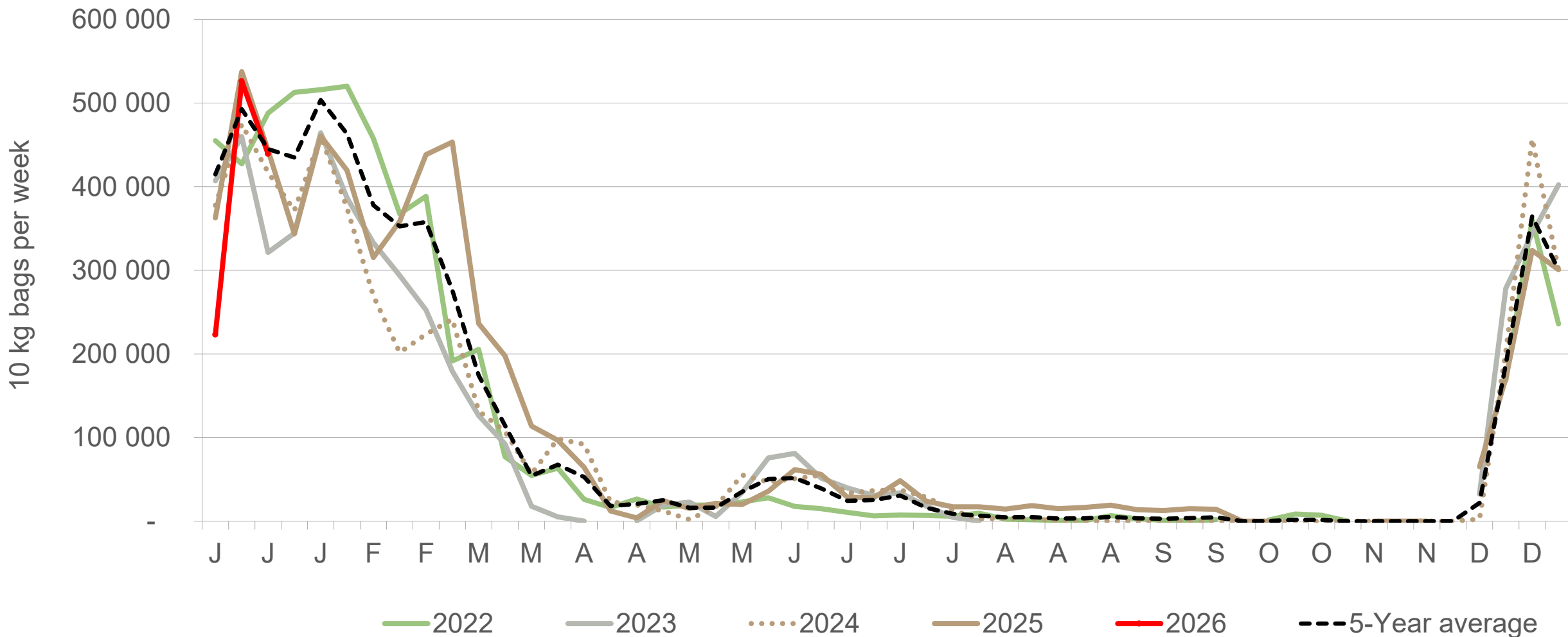


The *FPM Sales pace* compares the current year's cumulative volumes sold on the FPM with the previous year and the five-year average. Differences in these trends reflect variations in hectares planted, regional weather conditions, yield performance, and market timing. Blue indicates regions that are done delivering for this season. Seasons are based on calendar year.
Note: This comparison is based on total volumes sold, not on hectares planted



Data disclaimer: Potatoes SA does not take responsibility for the accuracy or interpretation of company data re-purposed by 3rd parties

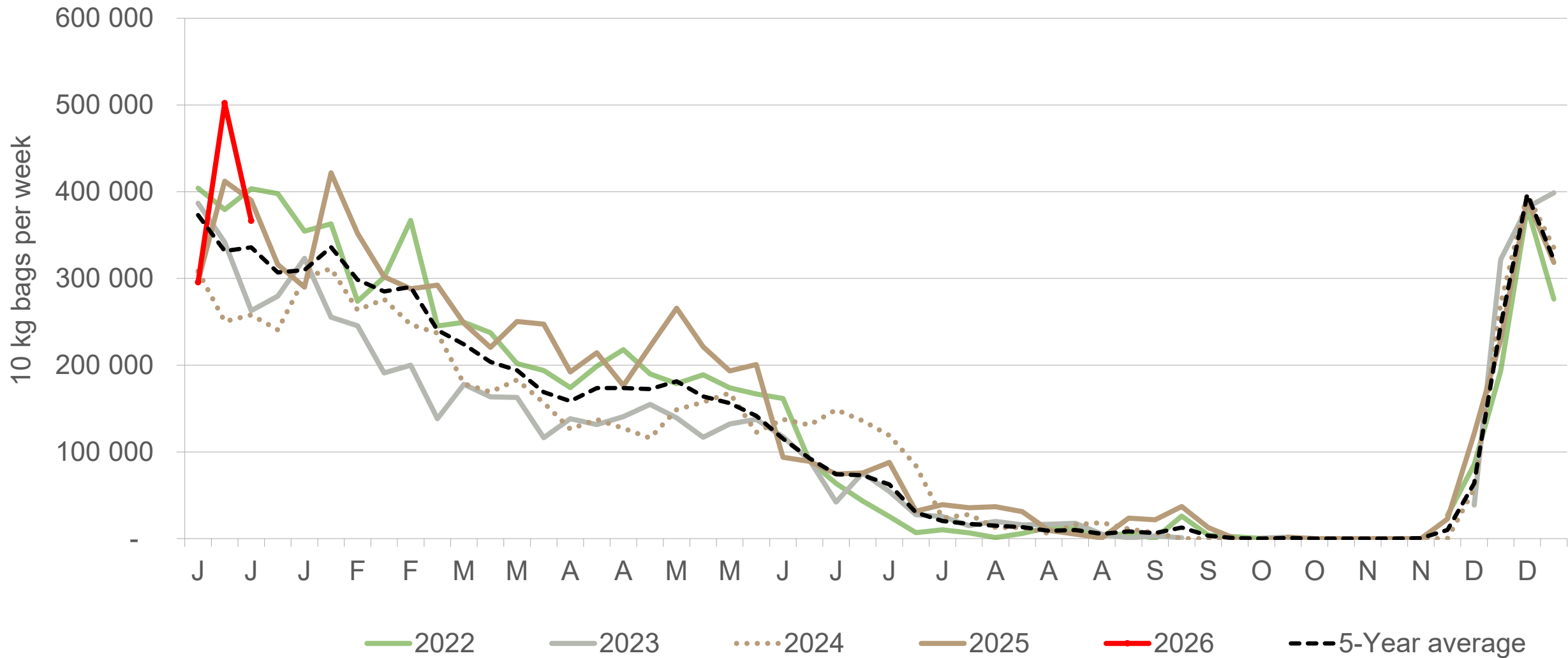
South Western Free State: Amount of 10 kg bags per week sold on FPMs (all classes)



Sold 12% bags **less** than the first 3 weeks of 2025 and 163,845 bags **less** than the 5-year average (2021 to 2025) of the first 3 weeks of each year.

Data disclaimer: Potatoes SA does not take responsibility for the accuracy or interpretation of company data re-purposed by 3rd parties

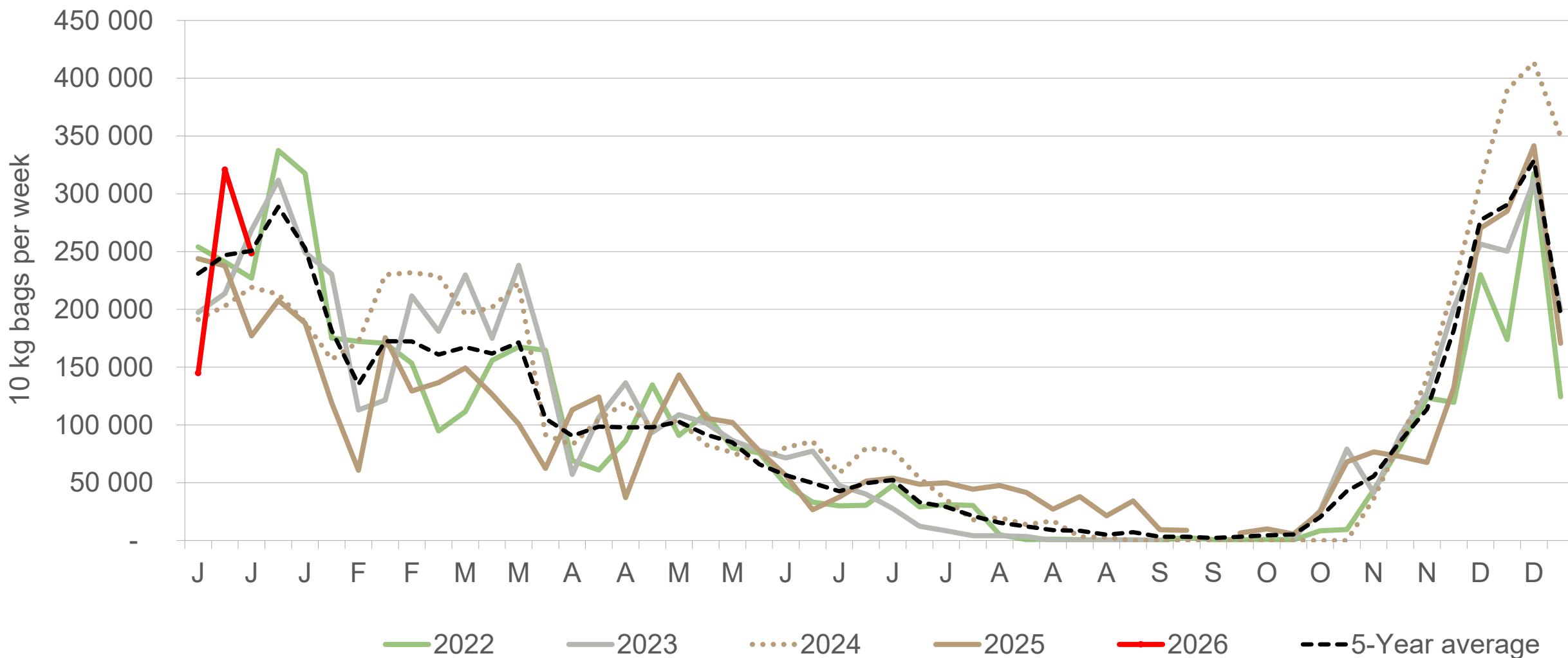
North-West: Amount of 10 kg bags per week sold on FPMs (all classes)



Sold 6% bags **more** than the first 3 weeks of 2025 and 127,033 **more** than the 5-year average (2021 to 2025) of the first 3 weeks of each year.

Data disclaimer: Potatoes SA does not take responsibility for the accuracy or interpretation of company data re-purposed by 3rd parties

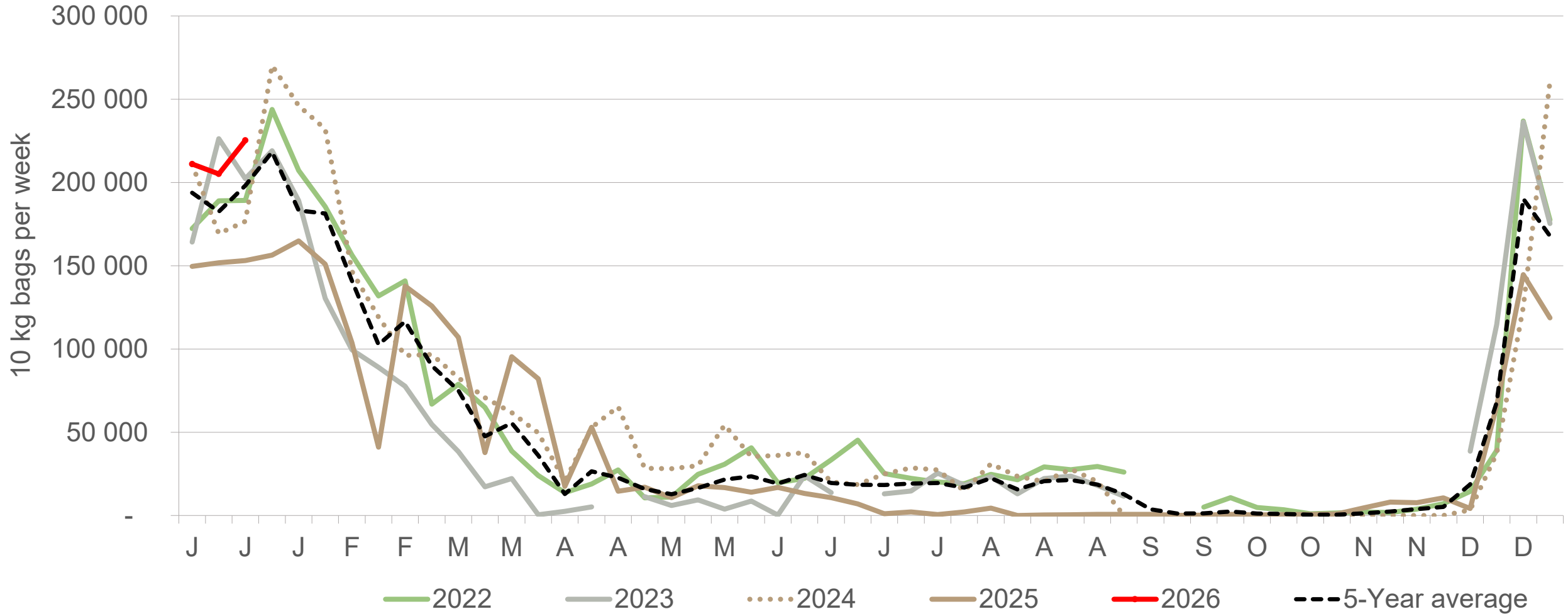
KwaZulu-Natal: Amount of 10 kg bags per week sold on FPMs (all classes)



Sold 8% bags **more** than the first 3 weeks of 2025 and 14,174 bags **less** than the 5-year average (2021 to 2025) of the first 3 weeks of each year.

Data disclaimer: Potatoes SA does not take responsibility for the accuracy or interpretation of company data re-purposed by 3rd parties

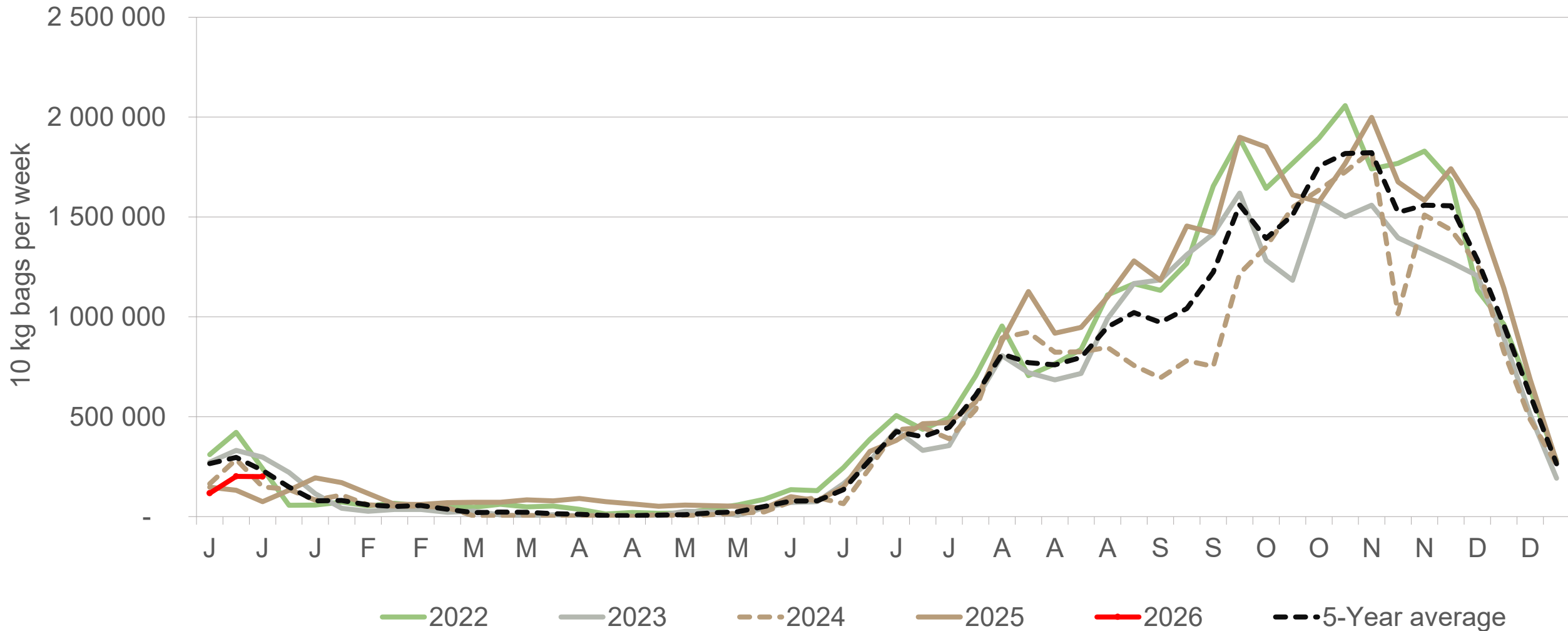
Gauteng: Amount of 10 kg bags per week sold on FPMs (all classes)



Sold 41% bags **more** than the first 3 weeks of 2025 and 67,111 bags **more** than the 5-year average (2021 to 2025) of the first 3 weeks of each year.

Data disclaimer: Potatoes SA does not take responsibility for the accuracy or interpretation of company data re-purposed by 3rd parties

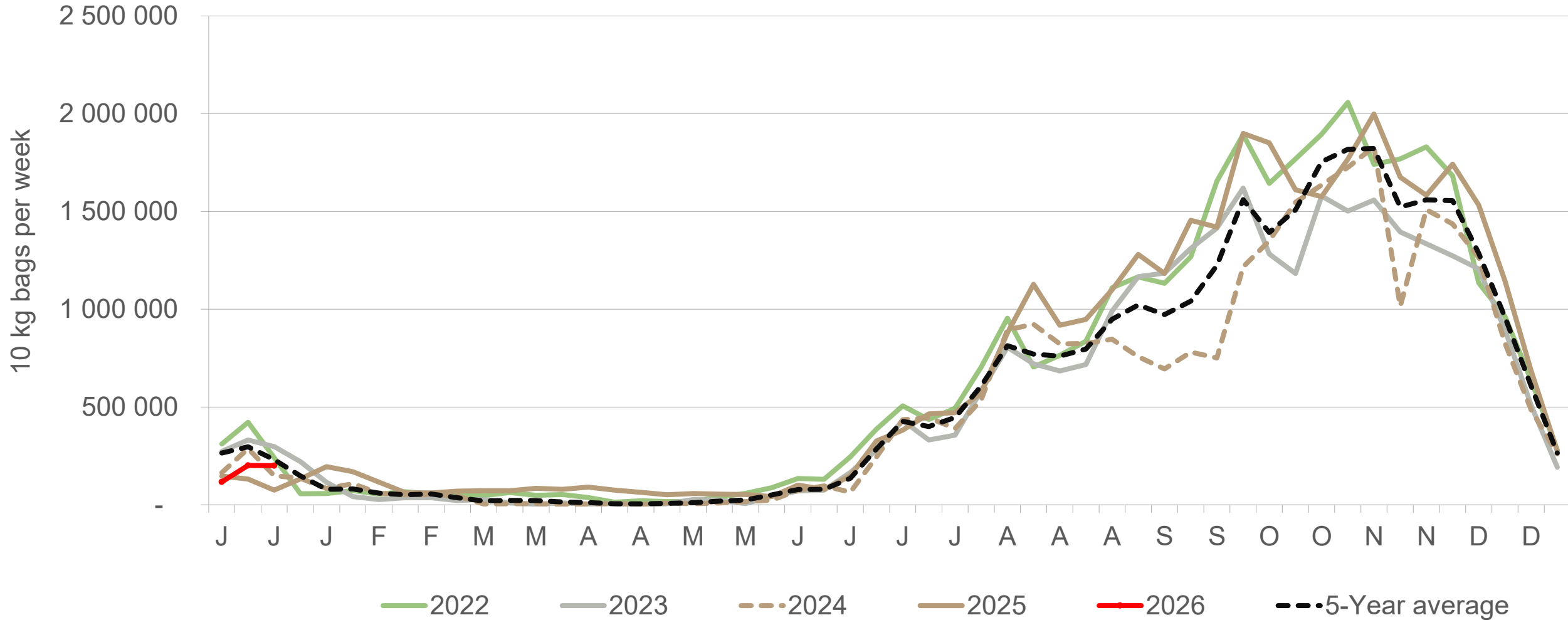
Limpopo: Amount of 10 kg bags per week sold on FPMs (all classes)



Sold 47% bags **more** than the first 3 weeks of 2025 and 207,396 bags **less** than the 5-year average (2021 to 2025) of the first 3 weeks of each year

Data disclaimer: Potatoes SA does not take responsibility for the accuracy or interpretation of company data re-purposed by 3rd parties

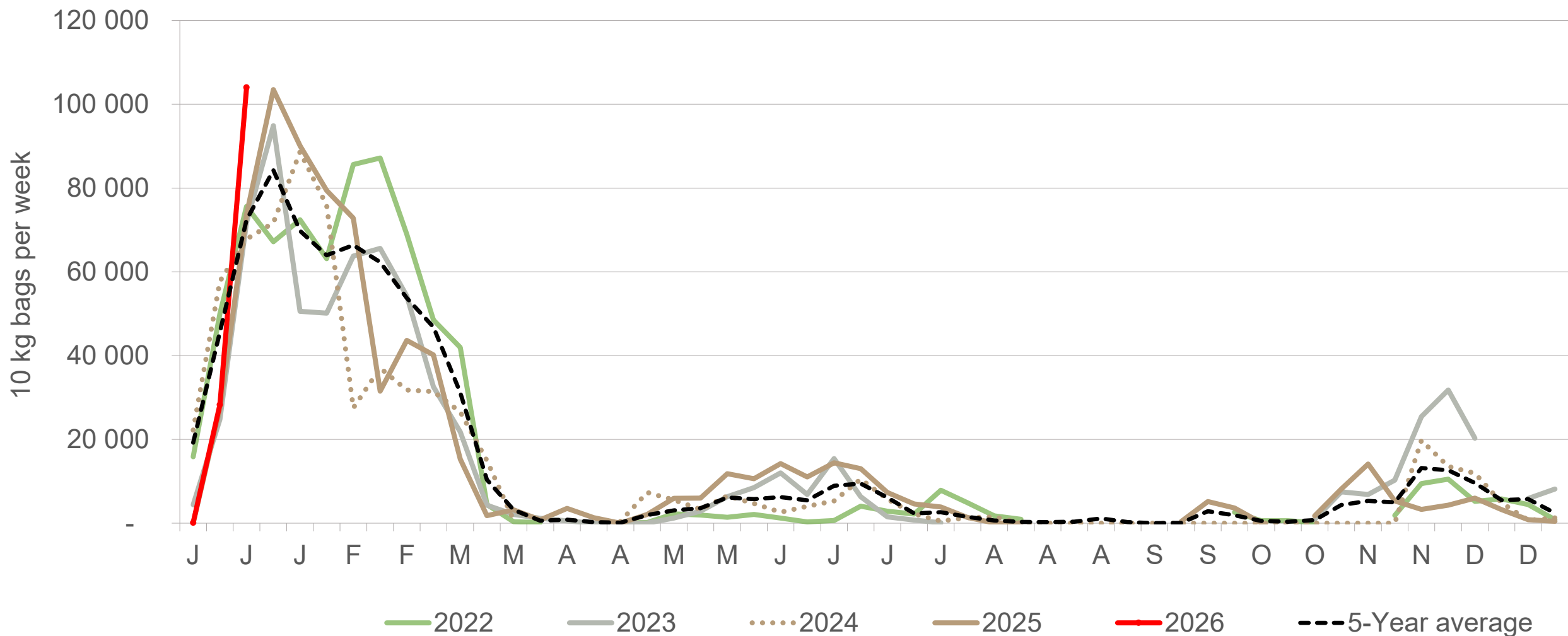
Western Free State : Amount of 10 kg bags per week sold on FPMs (all classes)



Sold 13% bags **more** than the first 3 weeks of 2025 and 7,856 bags **less** than the 5-year average (2021 to 2025) of the first 3 weeks of each year.

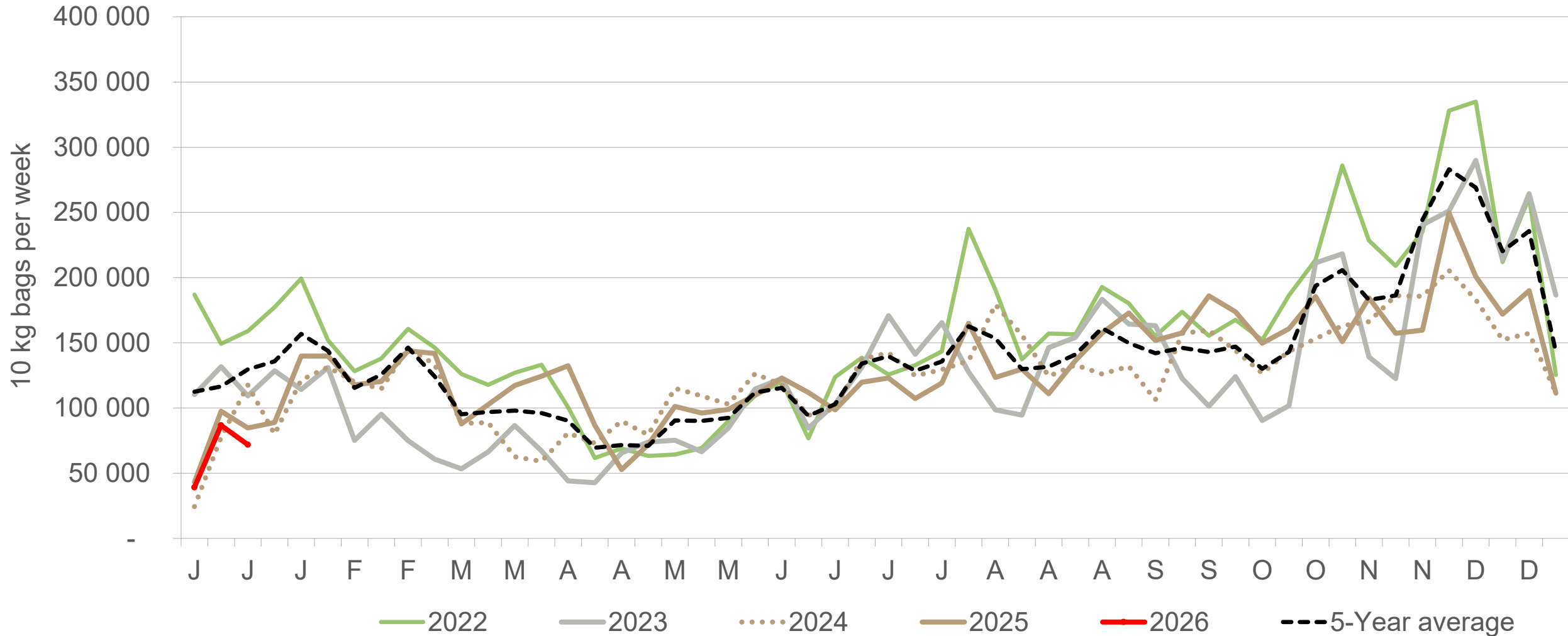
Data disclaimer: Potatoes SA does not take responsibility for the accuracy or interpretation of company data re-purposed by 3rd parties

Mpumalanga: Amount of 10 kg bags per week sold on FPMs (all classes)



Sold 31% bags **more** than the first 1 weeks of 2025 and 4,739 bags **less** than the 5-year average (2021 to 2025) of the 3 weeks of each year.

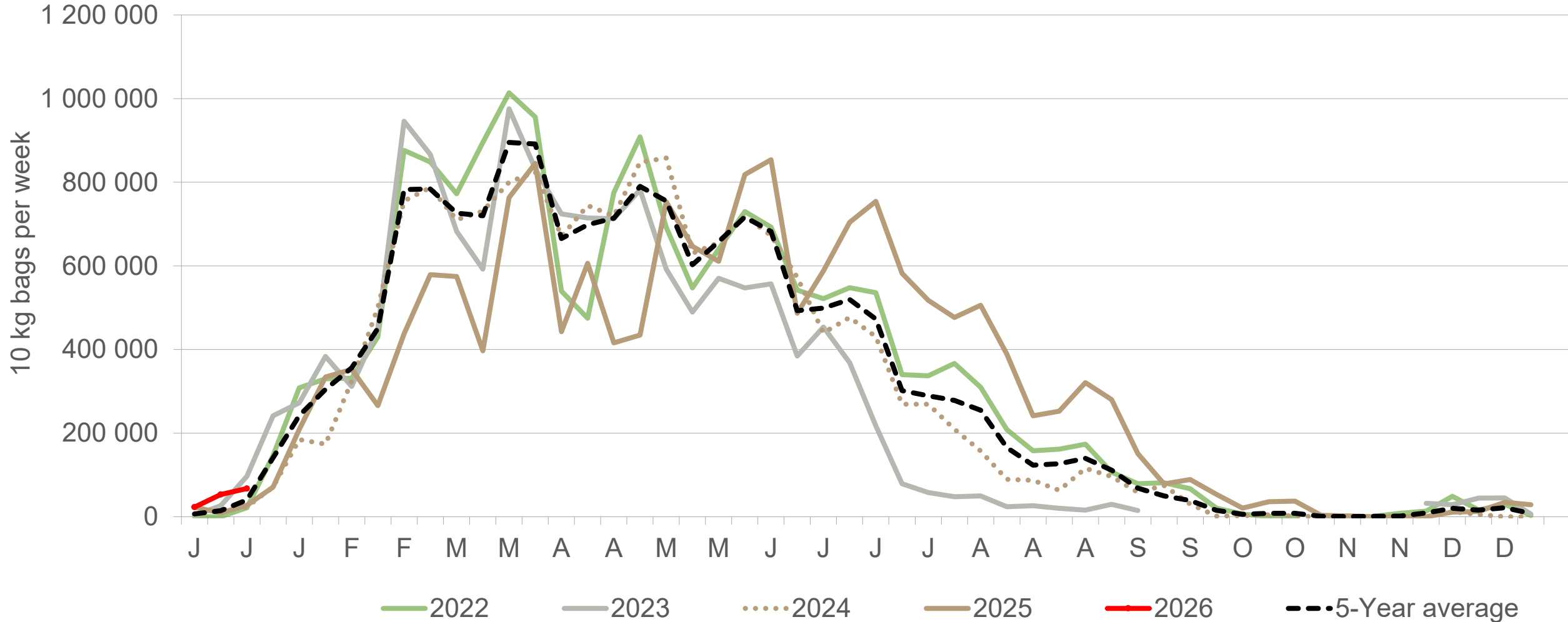
Sandveld: Amount of 10 kg bags per week sold on FPMs (all classes)



Sold 12% bags **less** than the first 3 weeks of 2025 and 160,819 bags **less** than the 5-year average (2021 to 2025) of the first 3 weeks of each year.

Data disclaimer: Potatoes SA does not take responsibility for the accuracy or interpretation of company data re-purposed by 3rd parties

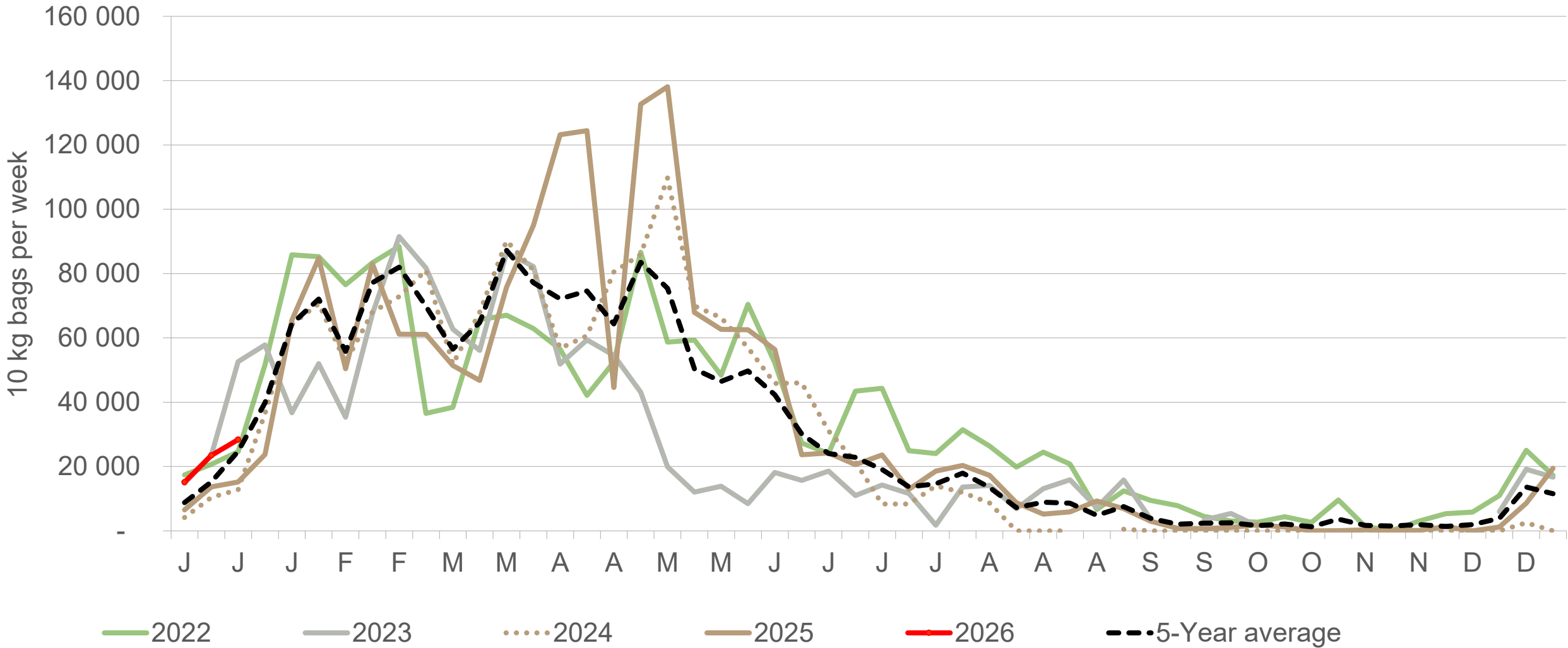
Eastern Free State: Amount of 10 kg bags per week sold on FPMs (all classes)



Sold 142% bags **more** than the first 3 weeks of 2025 and 82,365 **more** than the 5-year average (2021 to 2025) of the first 3 weeks of each year.

Data disclaimer: Potatoes SA does not take responsibility for the accuracy or interpretation of company data re-purposed by 3rd parties

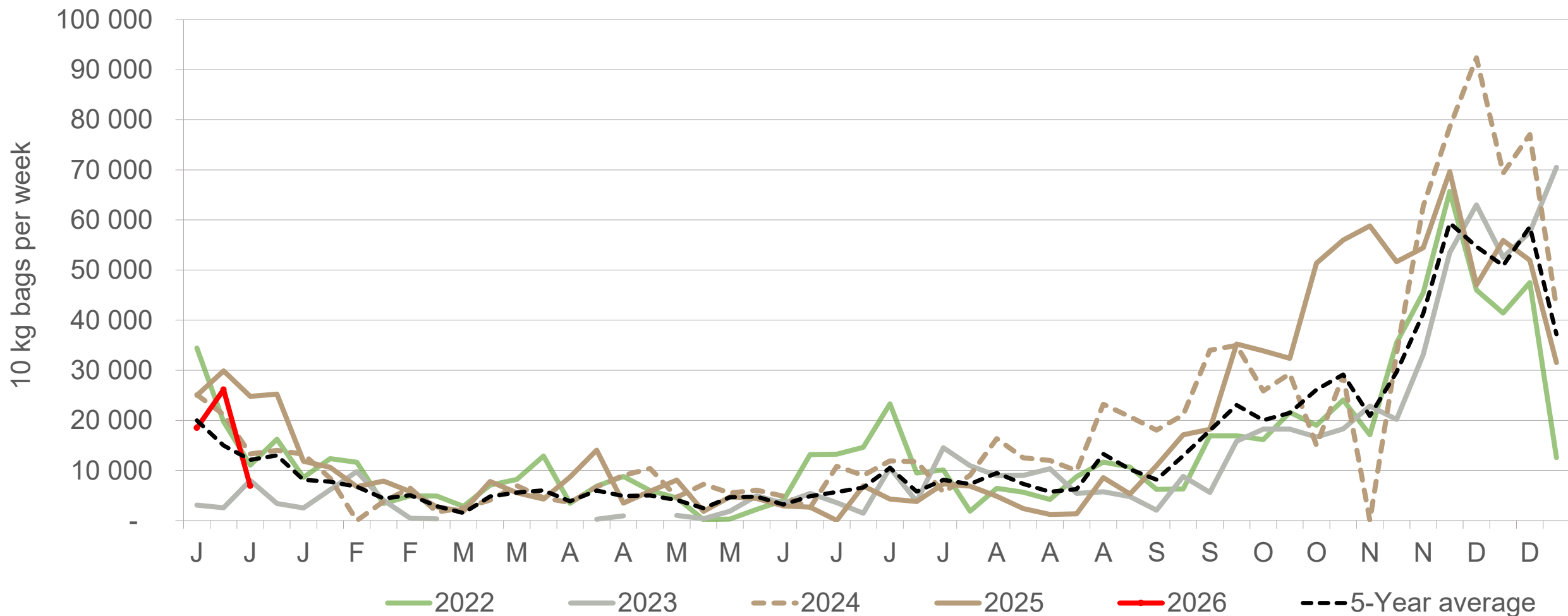
North Eastern Cape: Amount of 10 kg bags per week sold on FPMs (all classes)



Sold 89% bags **more** than the first 3 weeks of 2025 and 18,220 bags **more** than the 5-year average (2021 to 2025) of the first 3 weeks of each year.

Data disclaimer: Potatoes SA does not take responsibility for the accuracy or interpretation of company data re-purposed by 3rd parties

Eastern Cape: Amount of 10 kg bags per week sold on FPMs (all classes)



Sold 35% bags **less** than the first 3 weeks of 2025 and 4,403 bags **more** than the 5-year average (2021 to 2025) of the 3 weeks of each year.

Data disclaimer: Potatoes SA does not take responsibility for the accuracy or interpretation of company data re-purposed by 3rd parties

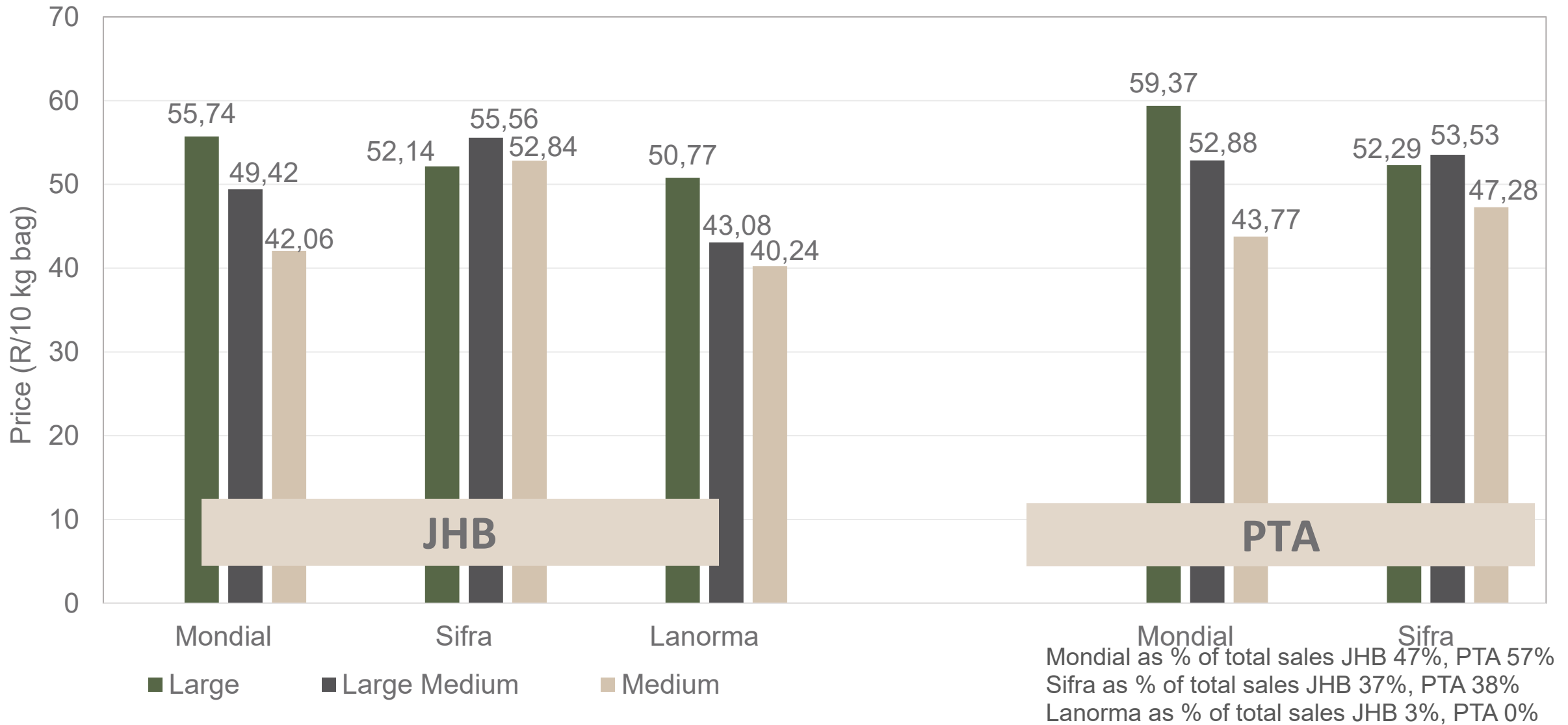
Average weekly prices and volumes for 10 kg bags of potatoes sold on selected markets from selected production regions



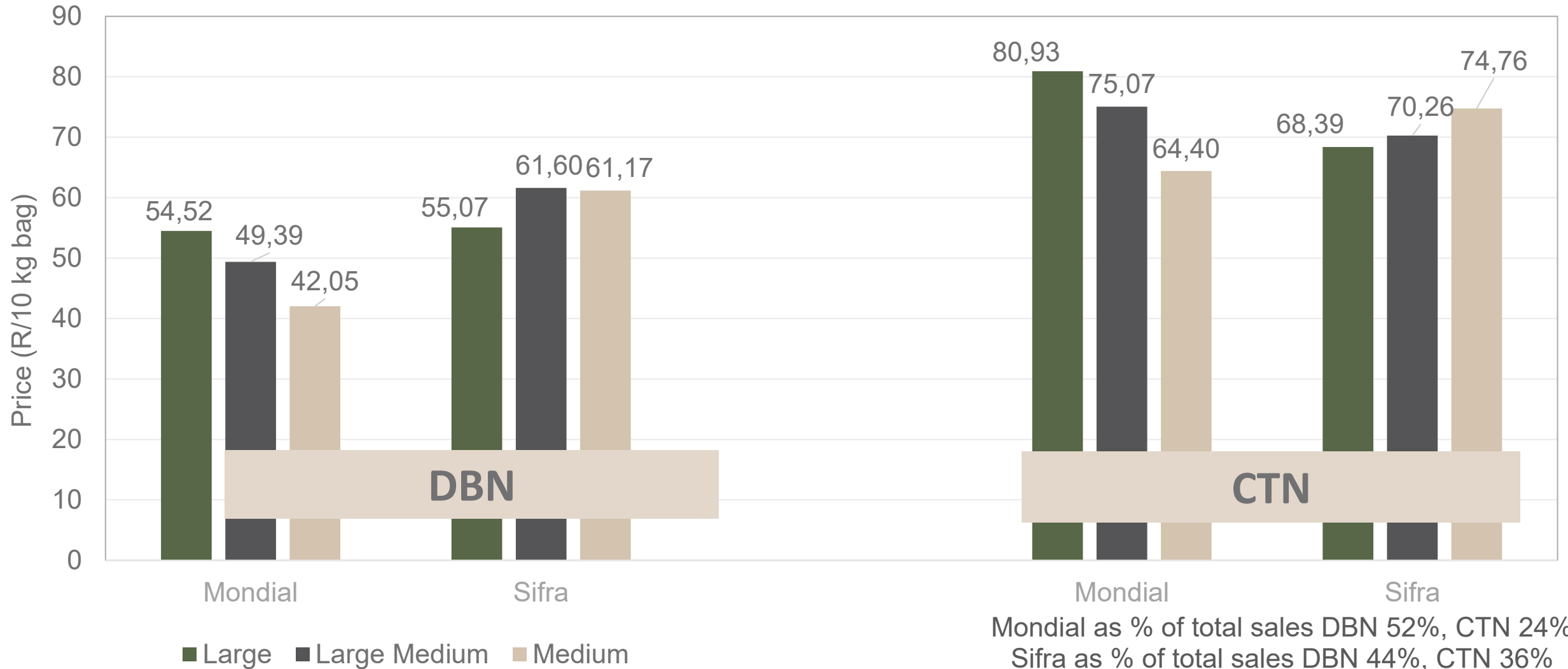
Klas & Grootte	South Western Freestate				North West				KwaZulu-Natal				Gauteng				Limpopo				Sandveld		All Regions	
	JOH		PRE		JOH		PRE		JOH		DUR		JOH		PRE		JOH		PRE		CAP		All Markets	
	Volume	Prices	Volume	Prices	Volume	Prices	Volume	Prices	Volume	Prices	Volume	Prices	Volume	Prices	Volume	Prices	Volume	Prices	Volume	Prices	Volume	Prices	Volume	Prices
	10kg	R/10kg	10kg	R/10kg	10kg	R/10kg	10kg	R/10kg	10kg	R/10kg	10kg	R/10kg	10kg	R/10kg	10kg	R/10kg	10kg	R/10kg	10kg	R/10kg	10kg	R/10kg	10kg	R/10kg
1L	21 305	53.55	6 415	52.32	41 414	55.35	18 150	58.11	44 752	55.82	10 710	53.63	47 236	53.08	17 652	53.45	33 575	55.46	17 855	59.48	1 413	82.90	455 775	55.72
1L/M	28 268	54.95	13 711	55.80	33 635	57.74	22 353	56.89	11 965	51.30	14 687	50.22	42 826	49.65	13 608	46.36	29 426	49.17	10 950	53.06	5 308	74.96	436 072	53.40
1M	24 251	52.84	9 578	53.53	21 319	53.81	19 139	51.38	4 633	43.48	12 269	45.43	24 193	44.69	14 109	40.27	36 797	44.77	6 062	43.70	17 982	66.53	337 291	50.58
1S	2 696	30.10	1 512	29.91	13 367	30.11	5 603	27.77	1 441	25.52	2 742	33.04	9 251	27.22	2 502	21.11	3 385	23.80	1 801	21.10	10 572	41.13	87 593	31.86
1S/M	7 048	40.50	1 724	38.67	12 999	43.56	10 461	39.37	671	32.18	2 183	34.92	5 129	33.55	5 123	34.13	12 976	26.05	370	23.48	3 151	47.96	110 403	38.63
1XL	-	-	-	-	-	-	-	-	7 388	56.54	-	-	-	-	-	-	121	54.26	-	-	-	-	7 509	56.50
1XS	3 439	28.62	-	-	6 193	40.05	-	-	45	17.78	-	-	2 020	20.94	-	-	5 316	14.16	-	-	-	-	18 004	26.50
1XXS	-	-	-	-	6	60.00	-	-	-	-	-	-	-	-	-	-	-	-	-	-	-	-	6	60.00
2L	352	41.41	1 826	45.67	4 505	41.20	1 175	49.22	25 880	47.42	5 746	44.85	6 961	43.99	5 515	47.50	7 278	46.73	8 607	52.06	1 113	69.27	140 318	48.73
2L/M	1 072	47.72	2 054	48.40	3 439	41.57	1 391	49.03	3 330	42.86	3 853	43.55	4 548	34.20	1 635	40.60	4 568	40.28	1 824	46.76	1 656	64.48	85 416	45.60
2M	301	39.08	1 025	41.62	9 892	31.08	1 561	40.02	2 118	35.11	4 204	41.12	2 627	28.76	315	40.58	3 056	31.08	768	42.43	6 783	51.17	74 810	40.87
2S	90	25.33	445	16.38	62	22.40	235	20.94	154	19.32	1 549	26.25	2 031	20.19	1 101	13.53	501	18.39	710	19.22	3 664	35.48	16 217	26.13
2S/M	220	29.24	416	32.18	186	27.96	128	37.77	-	-	251	34.74	-	-	238	16.84	330	28.59	181	31.17	1 638	31.70	17 847	30.48
2XL	-	-	-	-	-	-	-	-	-	-	-	-	-	-	-	-	-	-	-	-	-	-	-	-
2XS	-	-	-	-	102	12.59	-	-	-	-	-	-	70	10.00	-	-	-	-	-	-	-	-	1 158	8.59
2XXS	-	-	-	-	-	-	-	-	-	-	-	-	-	-	-	-	-	-	-	-	-	-	350	10.00
3L	1 208	38.01	328	37.69	886	40.55	760	38.71	770	36.29	640	30.40	166	32.55	-	-	250	50.00	561	42.66	125	40.00	25 039	41.89
3L/M	1 423	33.41	328	30.61	4 030	36.71	2 798	35.79	-	-	2 780	28.74	1 340	20.04	300	28.53	-	-	330	45.00	-	-	28 639	34.88
3M	3 336	31.68	3 515	31.01	6 660	34.36	2 692	33.39	-	-	821	26.08	219	19.27	276	34.64	-	-	74	35.00	622	43.90	41 551	32.76
3S/M	-	-	-	-	330	18.33	1 005	23.05	-	-	-	-	-	-	208	28.32	-	-	29	23.17	546	18.90	3 897	22.79
3XS	-	-	-	-	-	-	-	-	-	-	-	-	-	-	-	-	-	-	-	-	-	-	-	-
3XXS	-	-	-	-	-	-	-	-	-	-	-	-	-	-	-	-	-	-	-	-	-	-	-	-
4L	-	-	-	-	-	-	-	-	-	-	-	-	-	-	-	-	-	-	-	-	-	-	1 099	30.46
4L/M	-	-	-	-	-	-	-	-	-	-	2 839	19.51	-	-	-	-	-	-	-	-	-	-	4 199	20.17
4M	-	-	-	-	-	-	-	-	-	-	330	30.02	-	-	-	-	-	-	-	-	-	-	1 910	24.49
4S	-	-	-	-	-	-	-	-	-	-	-	-	-	-	-	-	-	-	-	-	-	-	156	13.69
4S/M	-	-	-	-	-	-	-	-	-	-	-	-	-	-	-	-	-	-	-	-	11	7.27	11	7.27
Total	95 009	49.74	43 589	48.80	159 025	48.18	91 251	48.49	104 552	51.83	67 361	42.94	148 706	45.71	62 786	43.91	137 579	44.39	50 675	51.12	66 588	50.39	1 928 000	48.25

Data disclaimer: Potatoes SA does not take responsibility for the accuracy or interpretation of company data re-purposed by 3rd parties

PTA & JHB markets: Average Prices - Different Sizes (only 10 kg bags)



DBN & CTN markets: Average Prices - Different Sizes (only 10 kg bags)



Mondial as % of total sales DBN 52%, CTN 24%
 Sifra as % of total sales DBN 44%, CTN 36%
 Lanorma as % of total sales DBN 0%, CTN 0%


Data disclaimer: Potatoes SA does not take responsibility for the accuracy or interpretation of company data re-purposed by 3rd parties


Thank you for your time


Feel free to contact us

 Lebo@potatoes.co.za

Jodie@potatoes.co.za

 +27 (0)12 349 1906

 6 De Havilland Crescent
Persequor Techno Park
Persequor Park
Pretoria

 www.potatoes.co.za



Potatoes
Aartappels SA