



Weekly Market Information

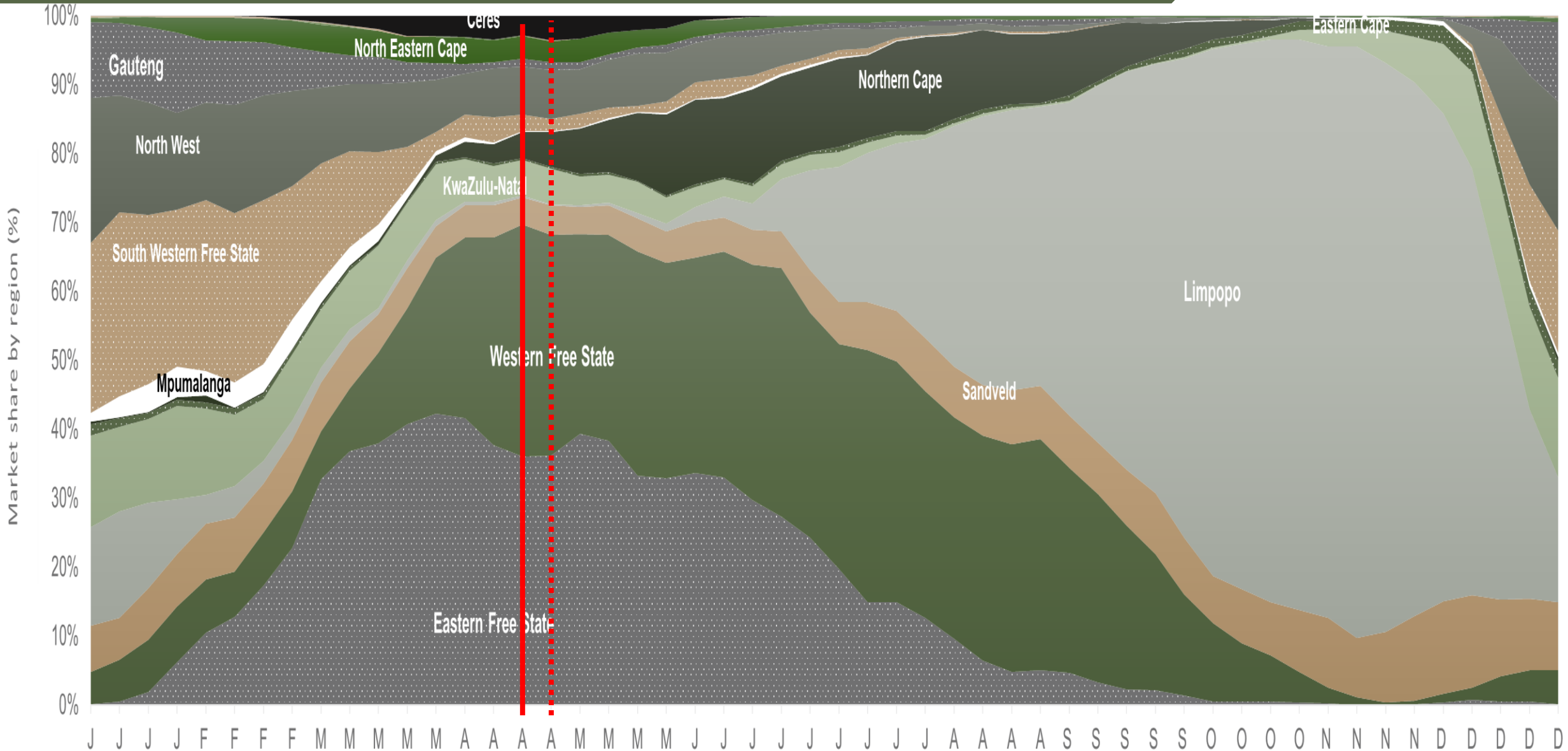
17 April 2025



Potatoes
Aartappels SA

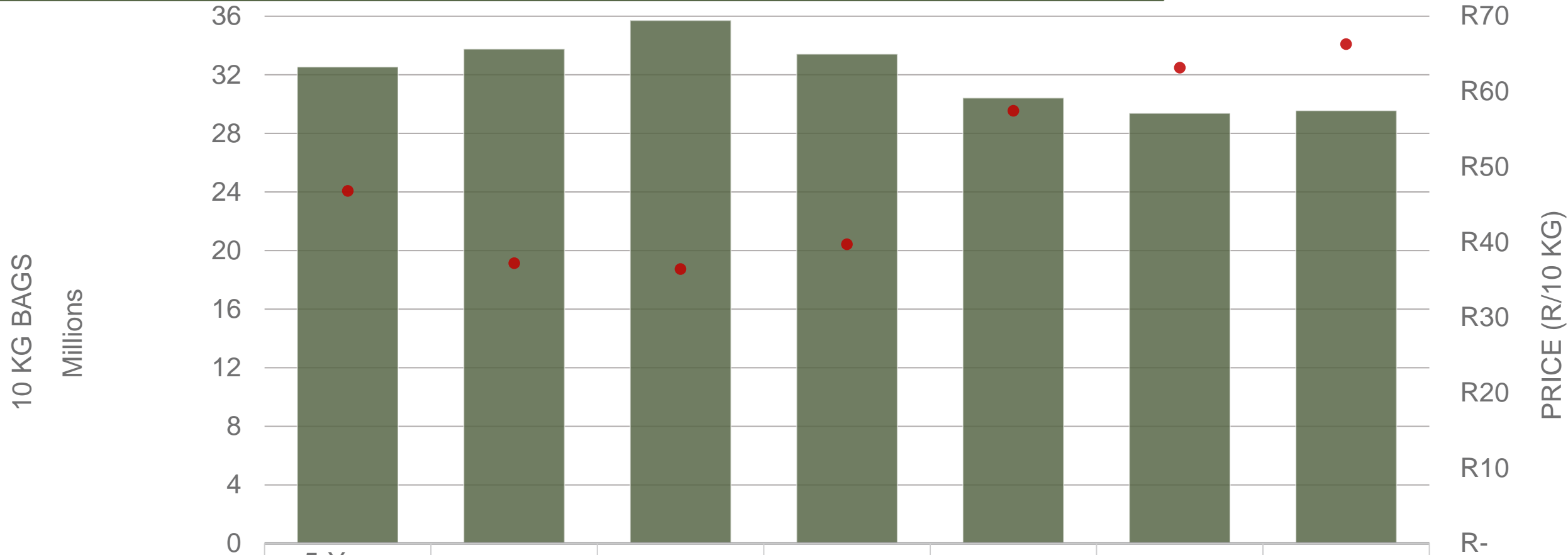
www.potatoes.co.za

Market share of regions on fresh produce markets 2019-2024



Data disclaimer: Potatoes SA does not take responsibility for the accuracy or interpretation of company data re-purposed by 3rd parties

Cumulative total number of 10 kg bags sold on markets:

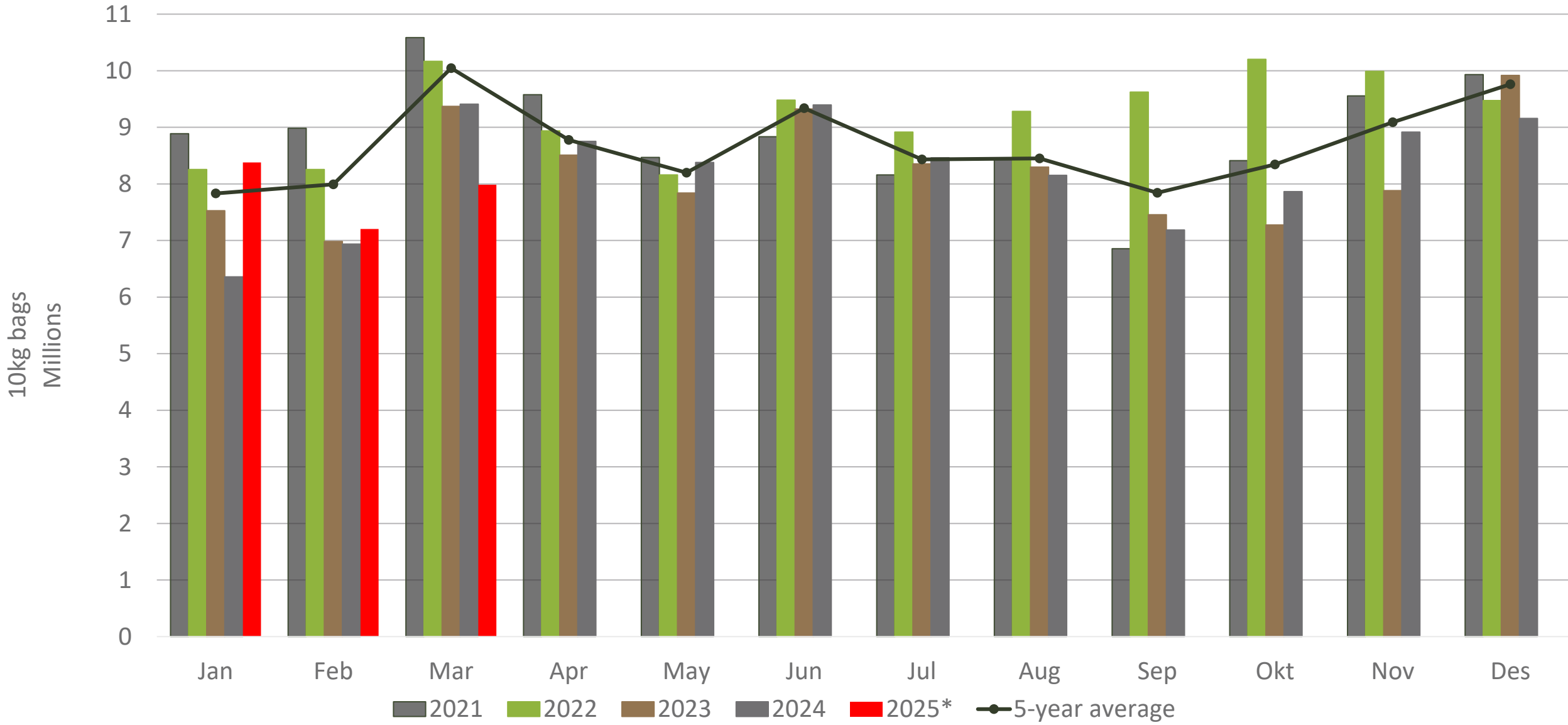


	5-Year average	2020	2021	2022	2023	2024	2025*
■ Number of bags sold	32 537 589	33 762 061	35 715 853	33 413 766	30 423 905	29 372 362	29 549 247
● Average price	R 46,80	R 37,20	R 36,44	R 39,73	R 57,44	R 63,17	R 66,29

Sold 2 988 342 bags **less** than the **5-year average** (2020 to 2024) of the first 16 weeks of 2025

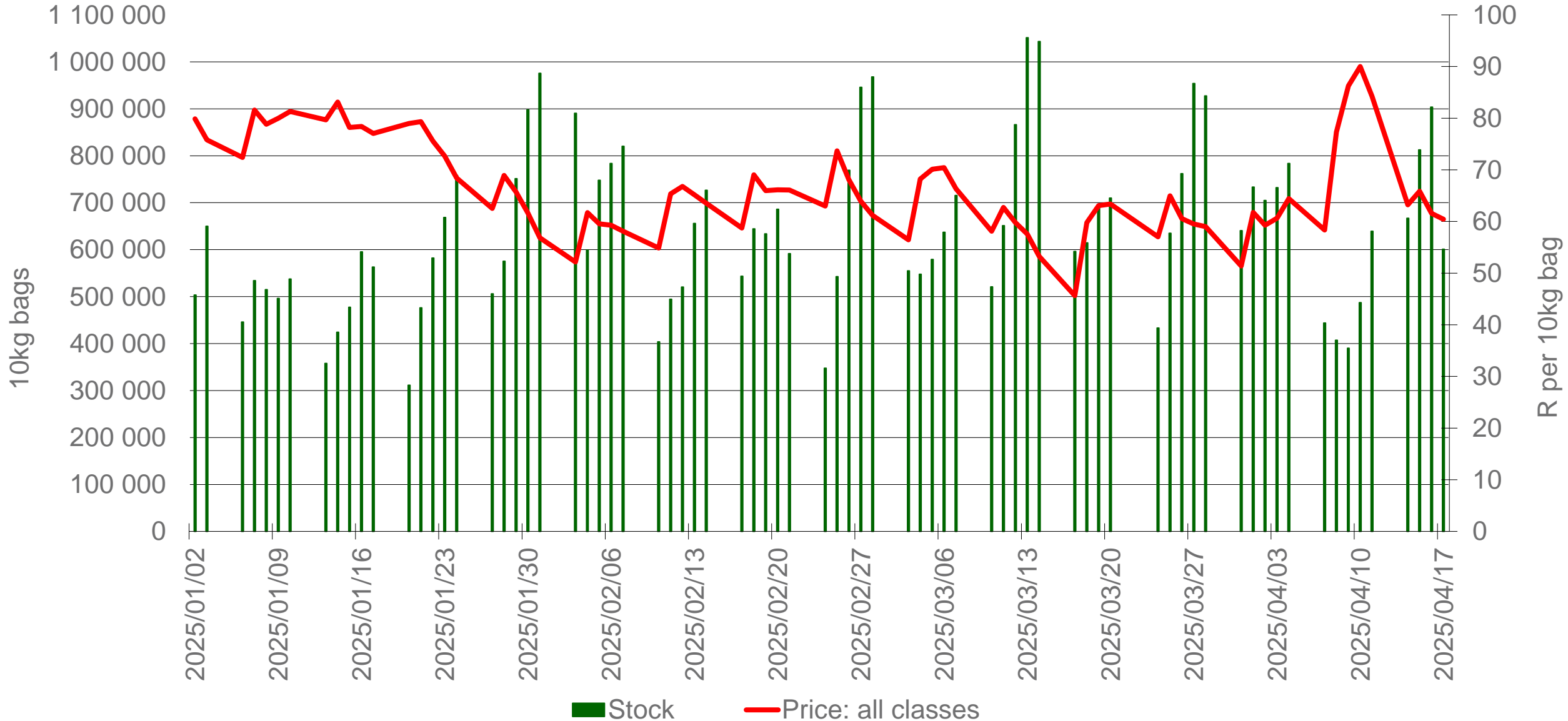
Data disclaimer: Potatoes SA does not take responsibility for the accuracy or interpretation of company data re-purposed by 3rd parties

Monthly sales volumes on markets: Potatoes



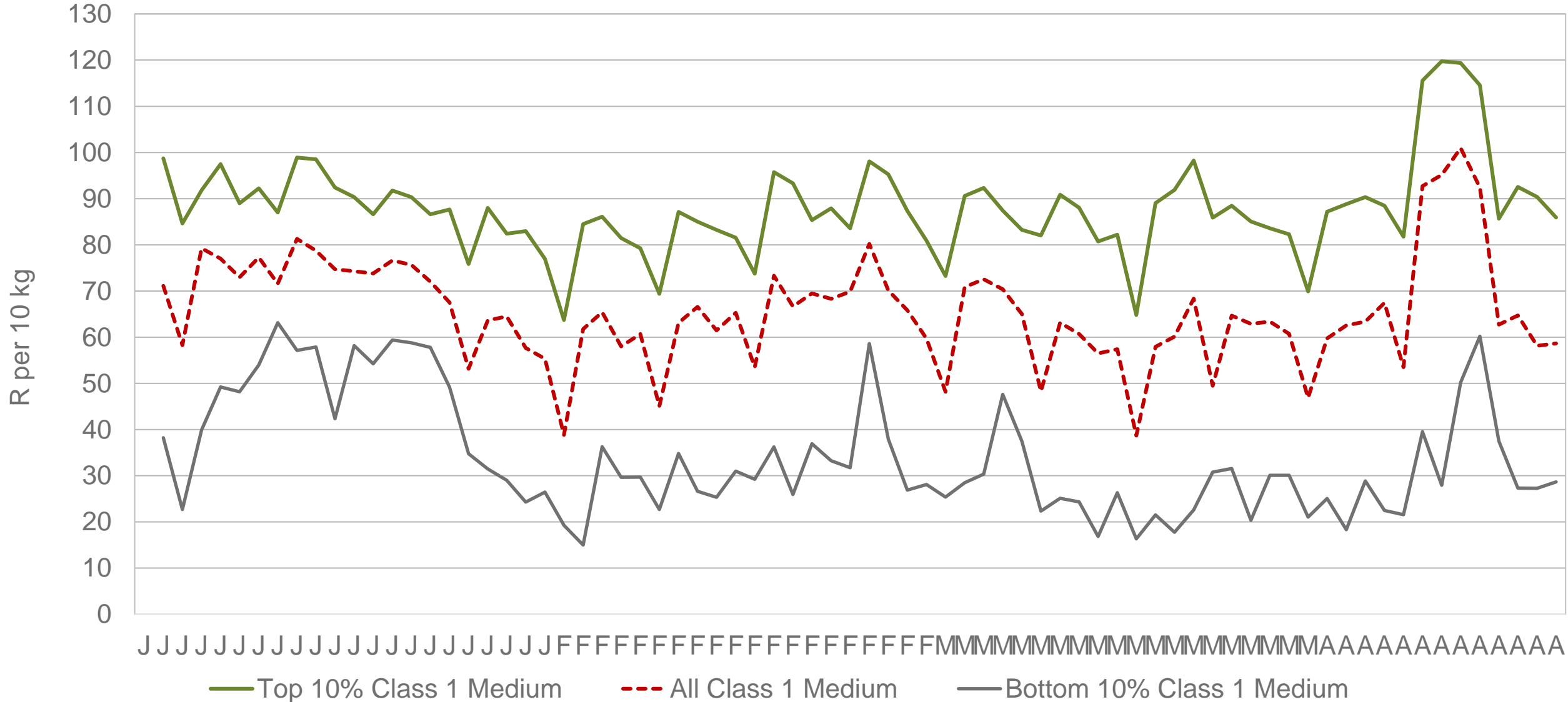
Data disclaimer: Potatoes SA does not take responsibility for the accuracy or interpretation of company data re-purposed by 3rd parties

RSA daily Price versus Daily Available stocks (all classes & all sizes)



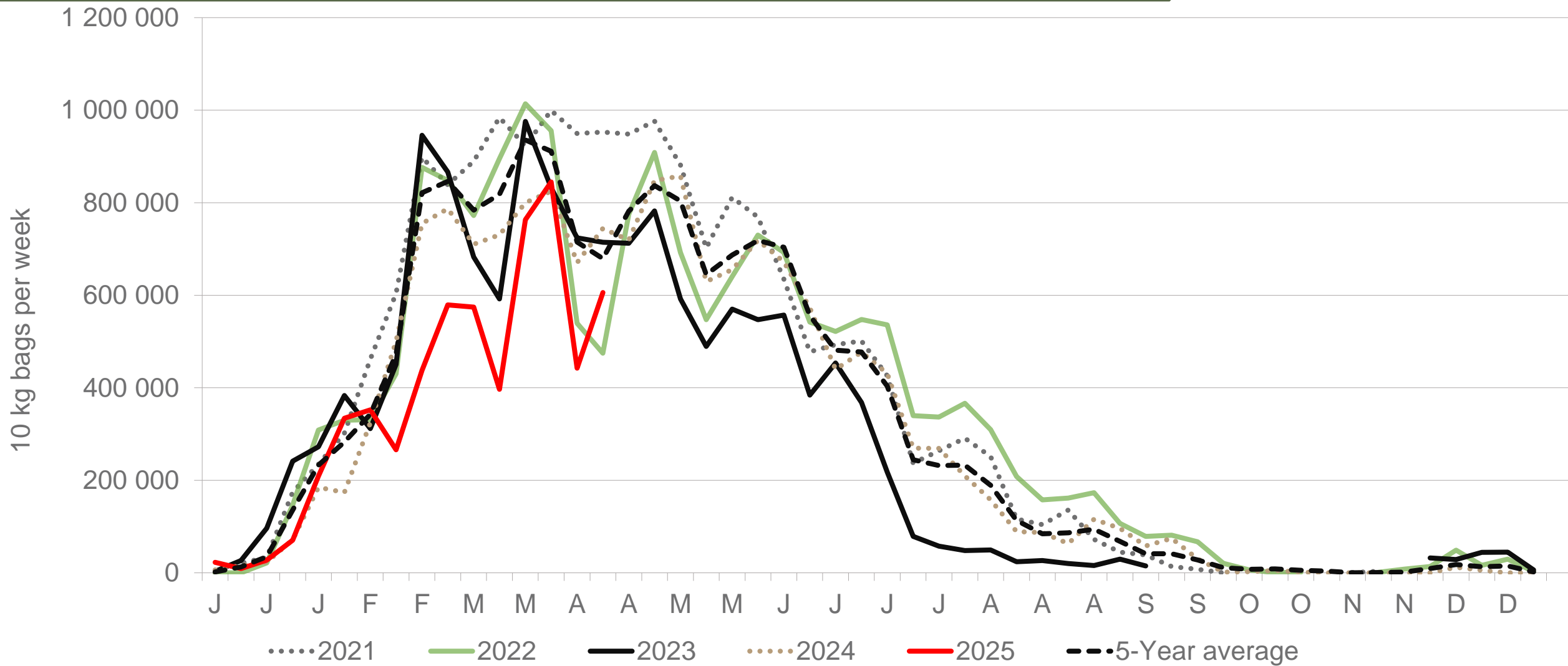
Data disclaimer: Potatoes SA does not take responsibility for the accuracy or interpretation of company data re-purposed by 3rd parties

JHB market daily : Top 10% versus Bottom 10% prices – Class 1 Medium (Since January 2025)



Data disclaimer: Potatoes SA does not take responsibility for the accuracy or interpretation of company data re-purposed by 3rd parties

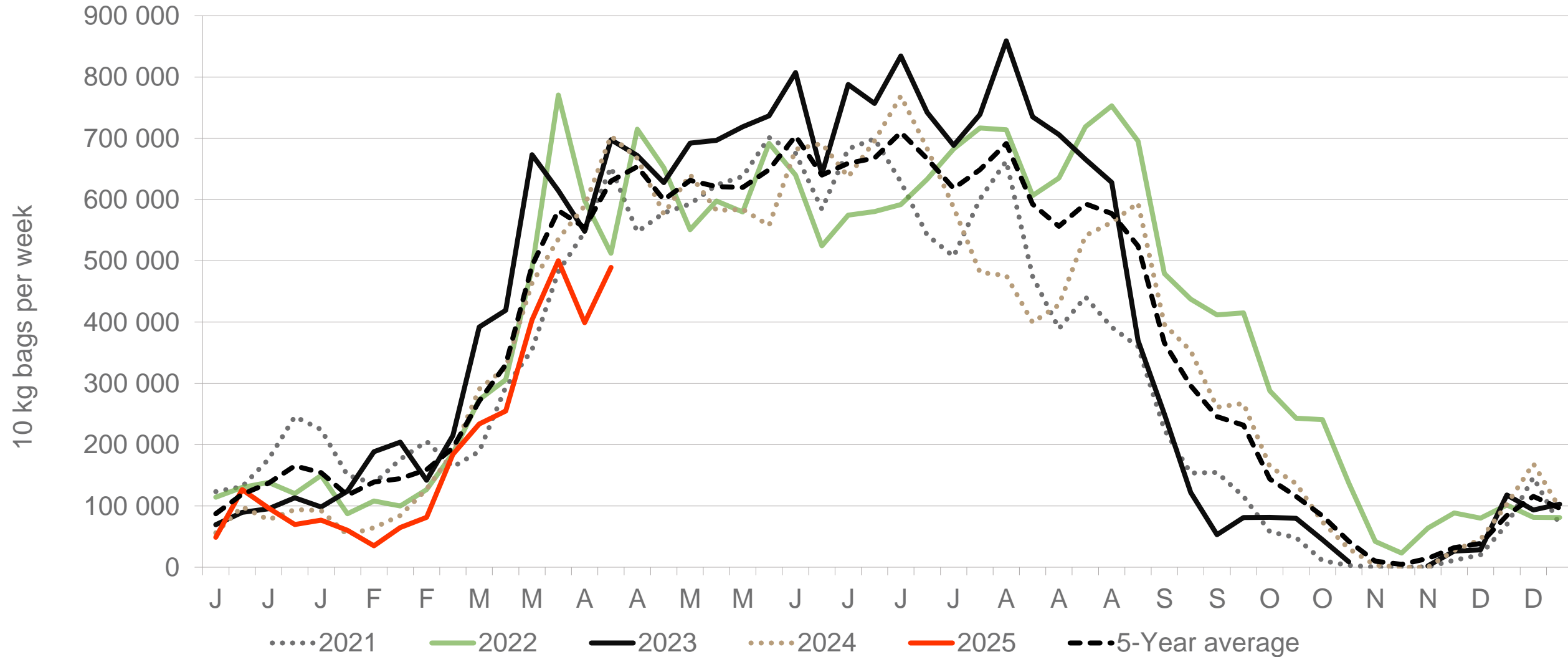
Eastern Free State: Amount of 10 kg bags per week sold on FPMs (all classes)



Sold 19% bags **less** than the first 16 weeks of 2024 and 2 090 989 bags **less** than the 5-year average (2020 to 2024) of the first 16 weeks of each year.

Data disclaimer: Potatoes SA does not take responsibility for the accuracy or interpretation of company data re-purposed by 3rd parties

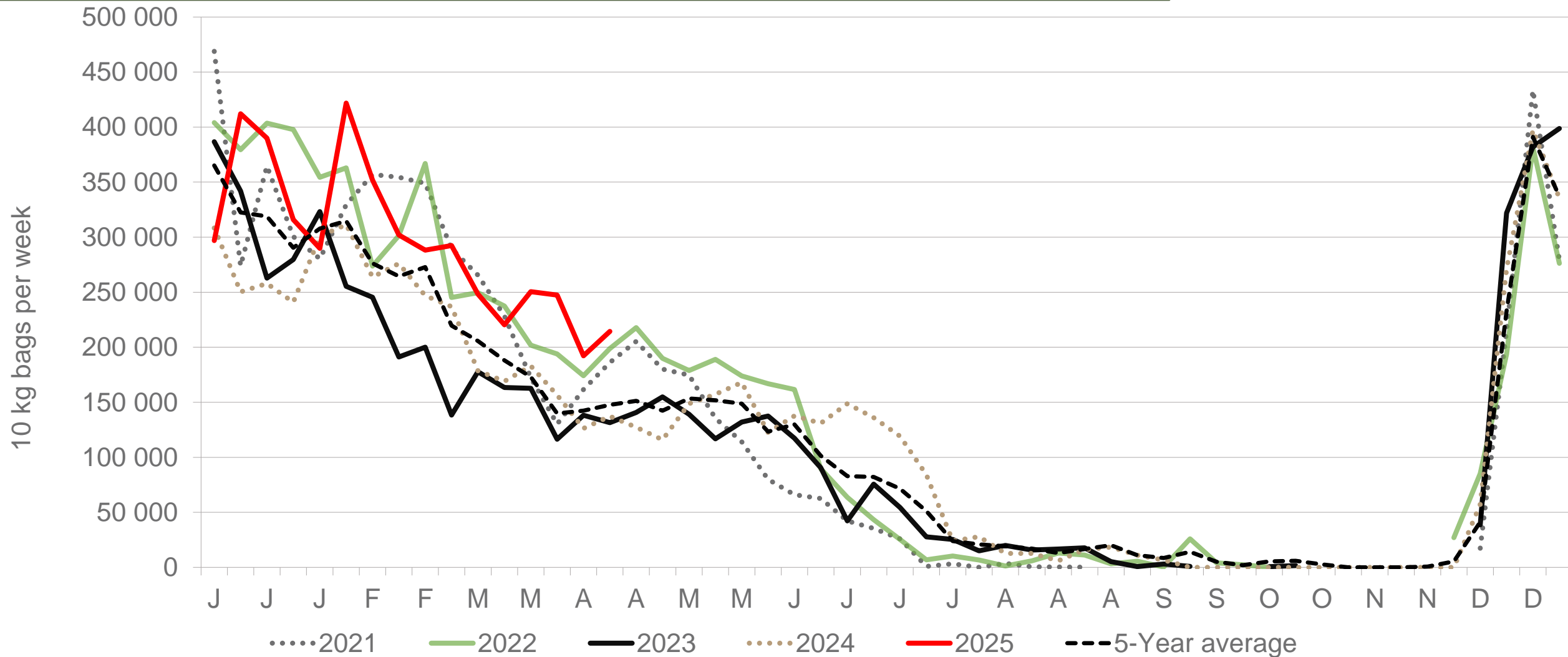
Western Free State : Amount of 10 kg bags per week sold on FPMs (all classes)



Sold 19% bags **less** than the first 16 weeks of 2024 and 1 153 446 bags **less** than the 5-year average (2020 to 2024) of the first 16 weeks of each year.

Data disclaimer: Potatoes SA does not take responsibility for the accuracy or interpretation of company data re-purposed by 3rd parties

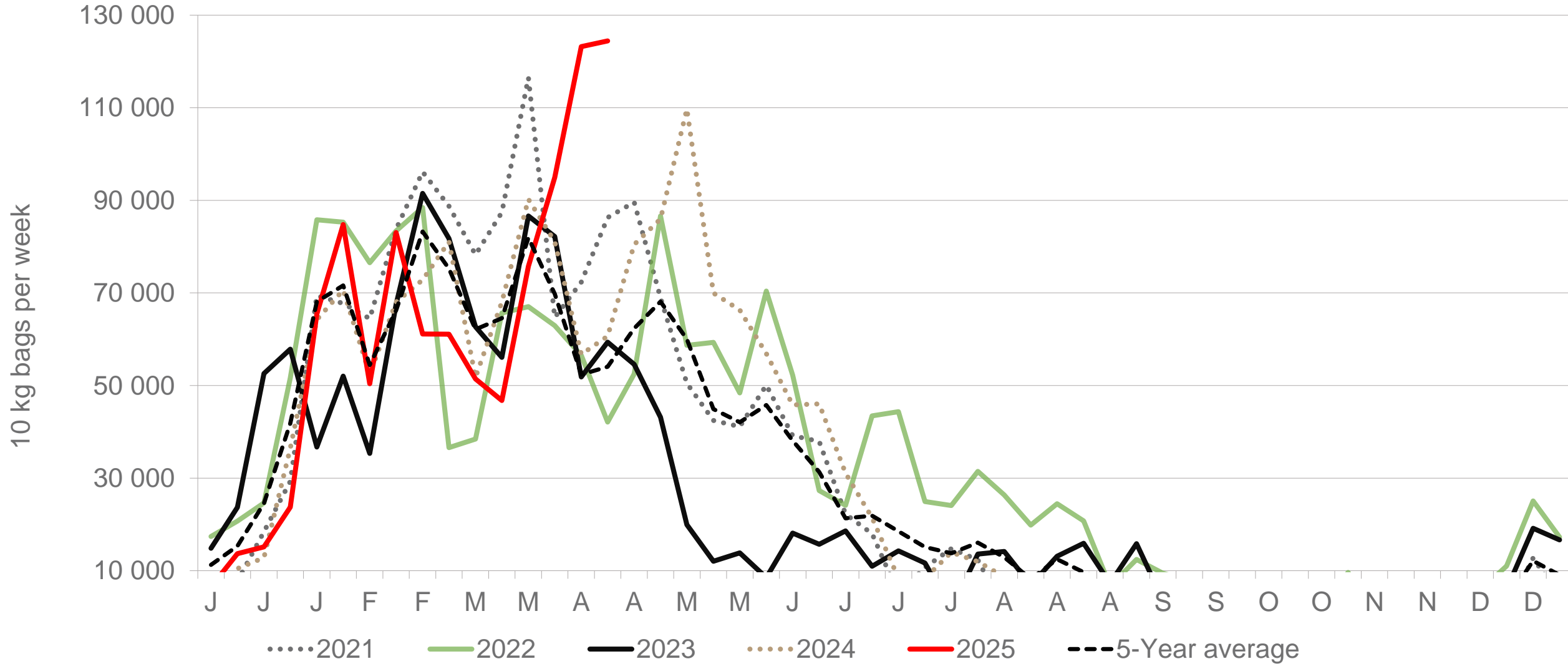
North-West: Amount of 10 kg bags per week sold on FPMs (all classes)



Sold 30% bags **more** than the first 16 weeks of 2024 and 784 928 bags **more** than the 5-year average (2020 to 2024) of the first 16 weeks of each year.

Data disclaimer: Potatoes SA does not take responsibility for the accuracy or interpretation of company data re-purposed by 3rd parties

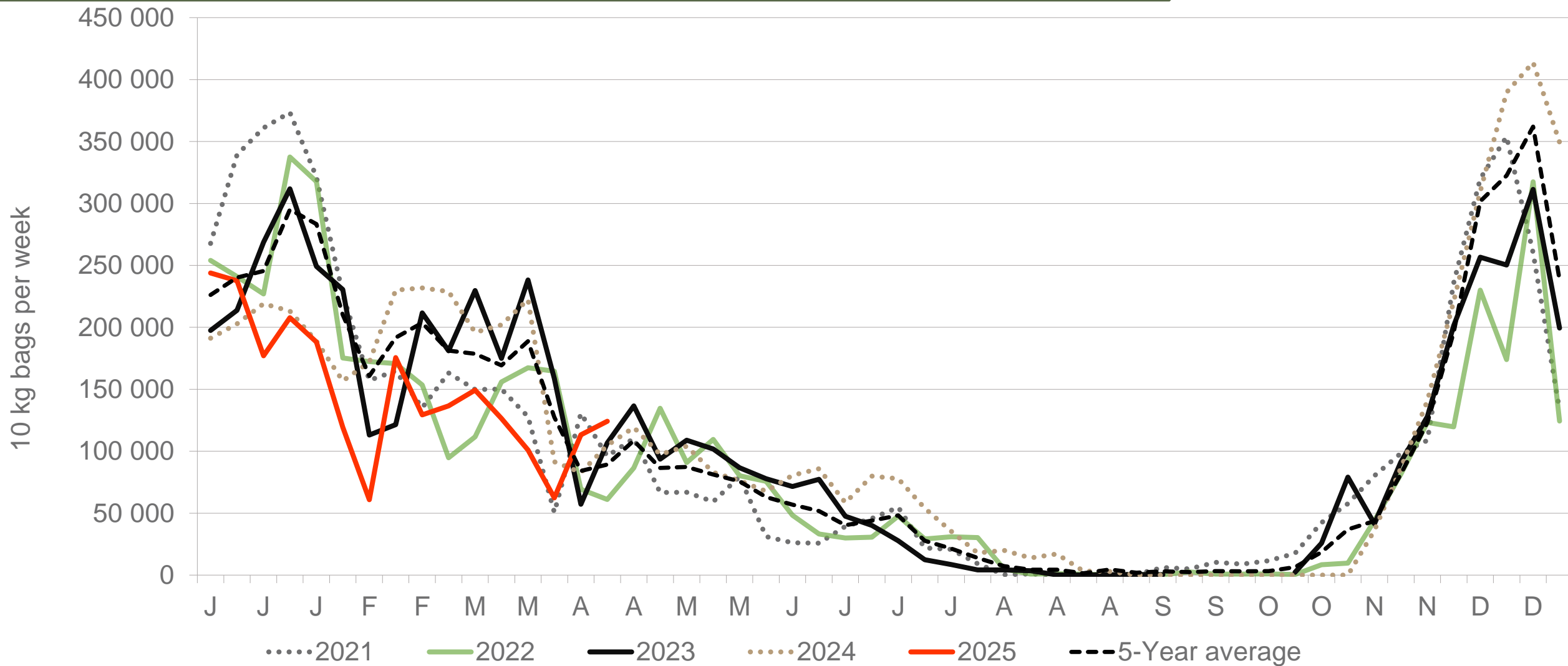
North Eastern Cape: Amount of 10 kg bags per week sold on FPMs (all classes)



Sold 11% bags **more** than the first 16 weeks of 2024 and 84 793 bags **more** than the 5-year average (2020 to 2024) of the first 16 weeks of each year.

Data disclaimer: Potatoes SA does not take responsibility for the accuracy or interpretation of company data re-purposed by 3rd parties

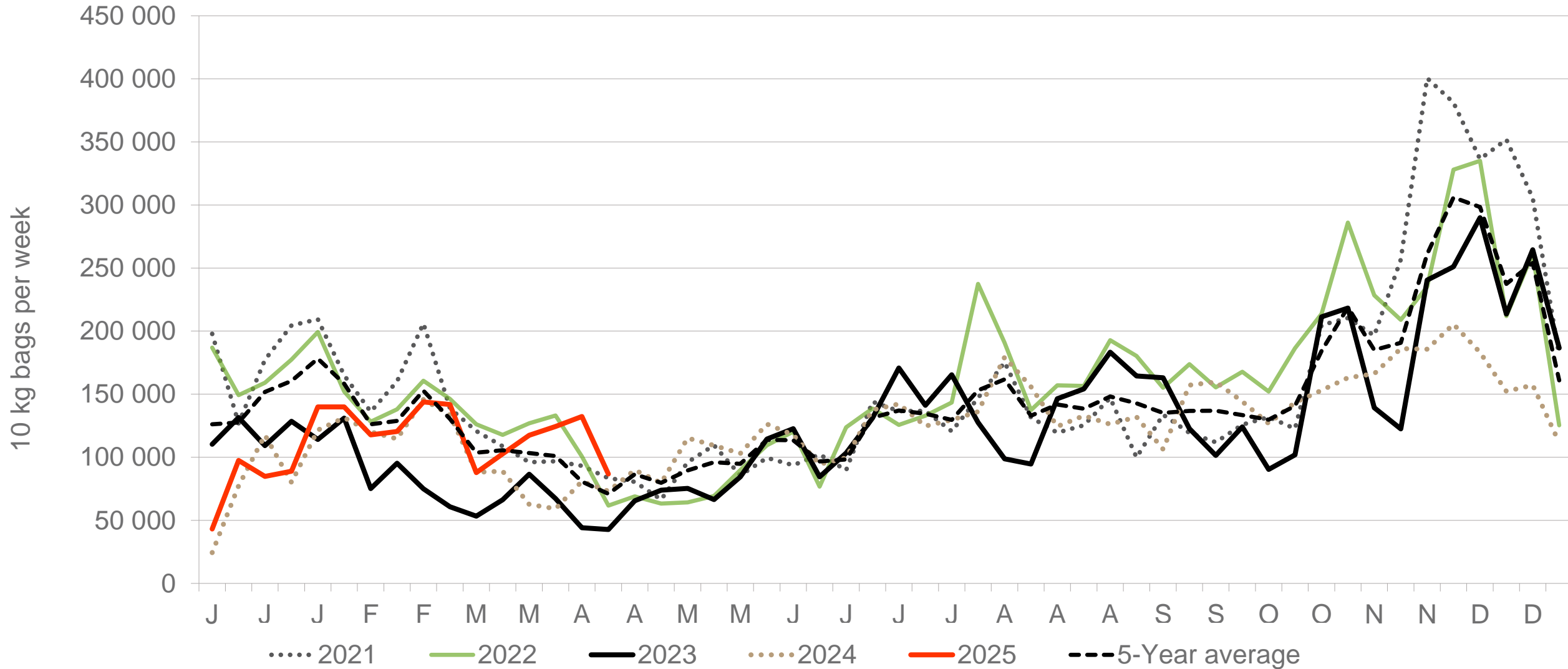
KwaZulu-Natal: Amount of 10 kg bags per week sold on FPMs (all classes)



Sold 19,80% bags **less** than the first 16 weeks of 2024 and 722 107 bags **less** than the 5-year average (2020 to 2024) of the first 16 weeks of each year.

Data disclaimer: Potatoes SA does not take responsibility for the accuracy or interpretation of company data re-purposed by 3rd parties

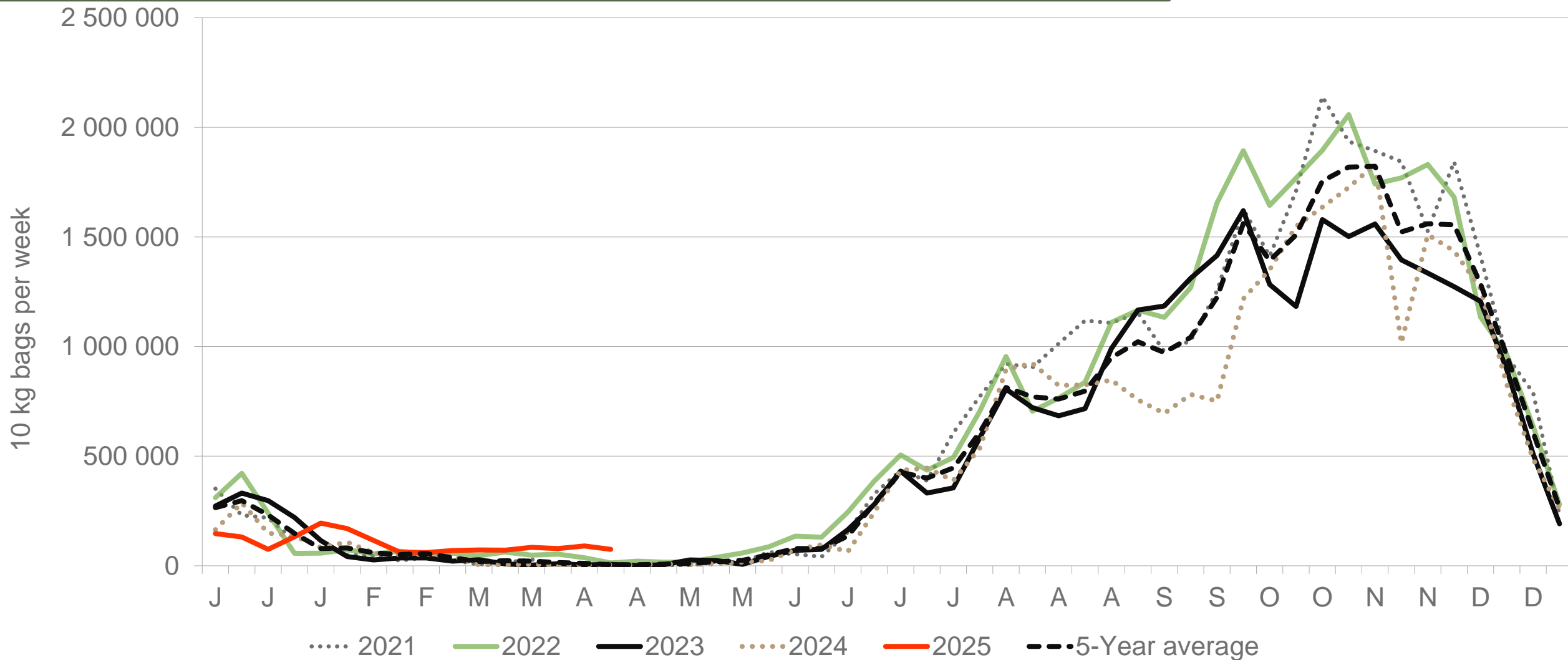
Sandveld: Amount of 10 kg bags per week sold on FPMs (all classes)



Sold 16% bags **more** than the first 16 weeks of 2024 and 236 568 bags **less** than the 5-year average (2020 to 2024) of the first 16 weeks of each year.

Data disclaimer: Potatoes SA does not take responsibility for the accuracy or interpretation of company data re-purposed by 3rd parties

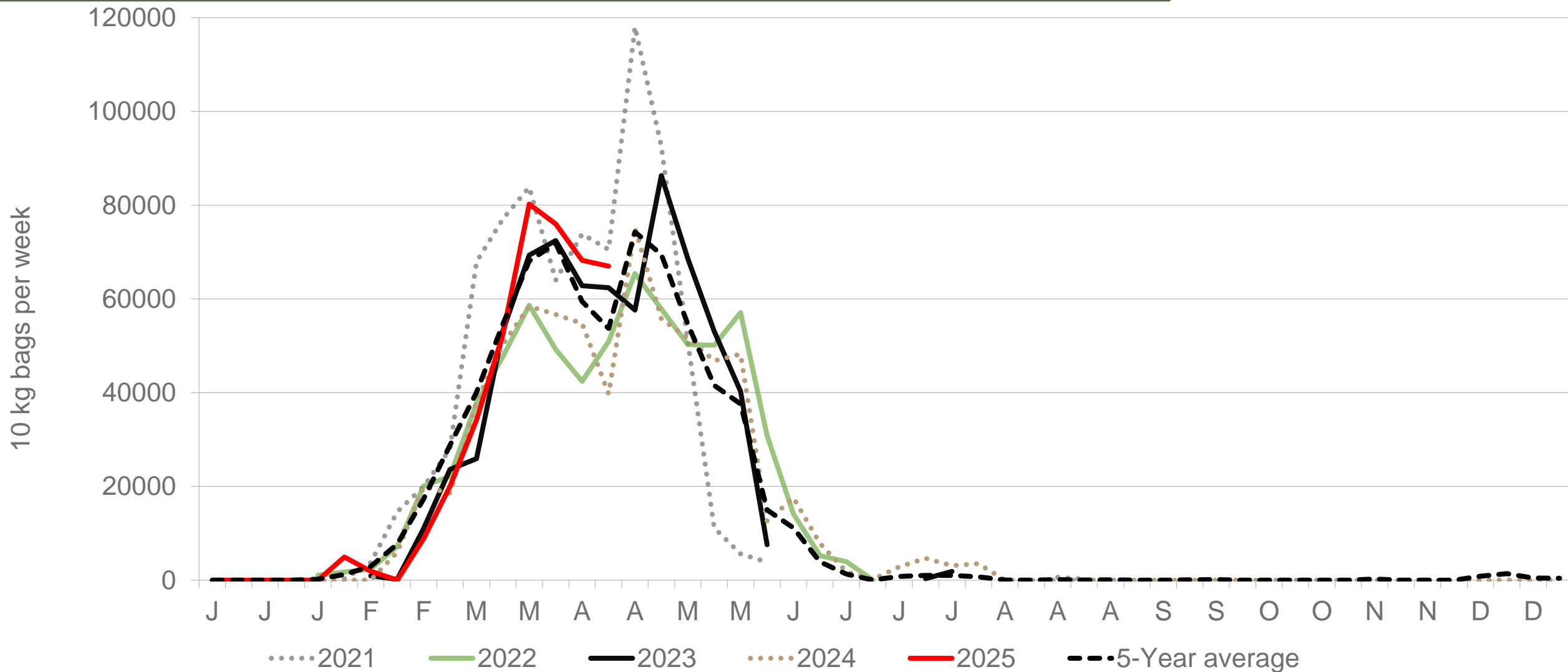
Limpopo: Amount of 10 kg bags per week sold on FPMs (all classes)



Sold 40% bags **more** than the first 16 weeks of 2024 and 232 662 bags **more** than the 5-year average (2020 to 2024) of the first 16 weeks of each year.

Data disclaimer: Potatoes SA does not take responsibility for the accuracy or interpretation of company data re-purposed by 3rd parties

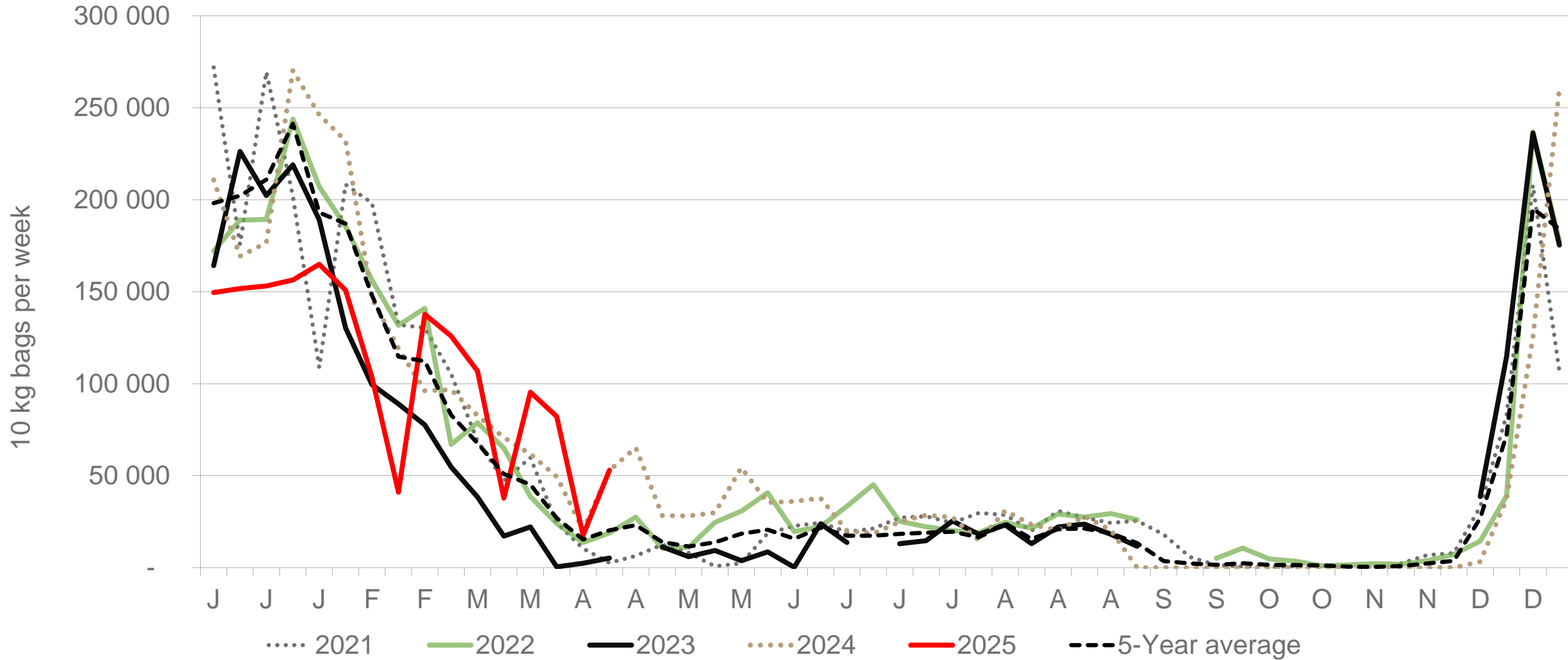
Ceres: Amount of 10 kg bags per week sold on FPMs (all classes)



Sold 21% bags **more** than the first 16 weeks of 2024 and 7 672 bags **more** than the 5-year average (2020 to 2024) of the first 16 weeks of each year.

Data disclaimer: Potatoes SA does not take responsibility for the accuracy or interpretation of company data re-purposed by 3rd parties

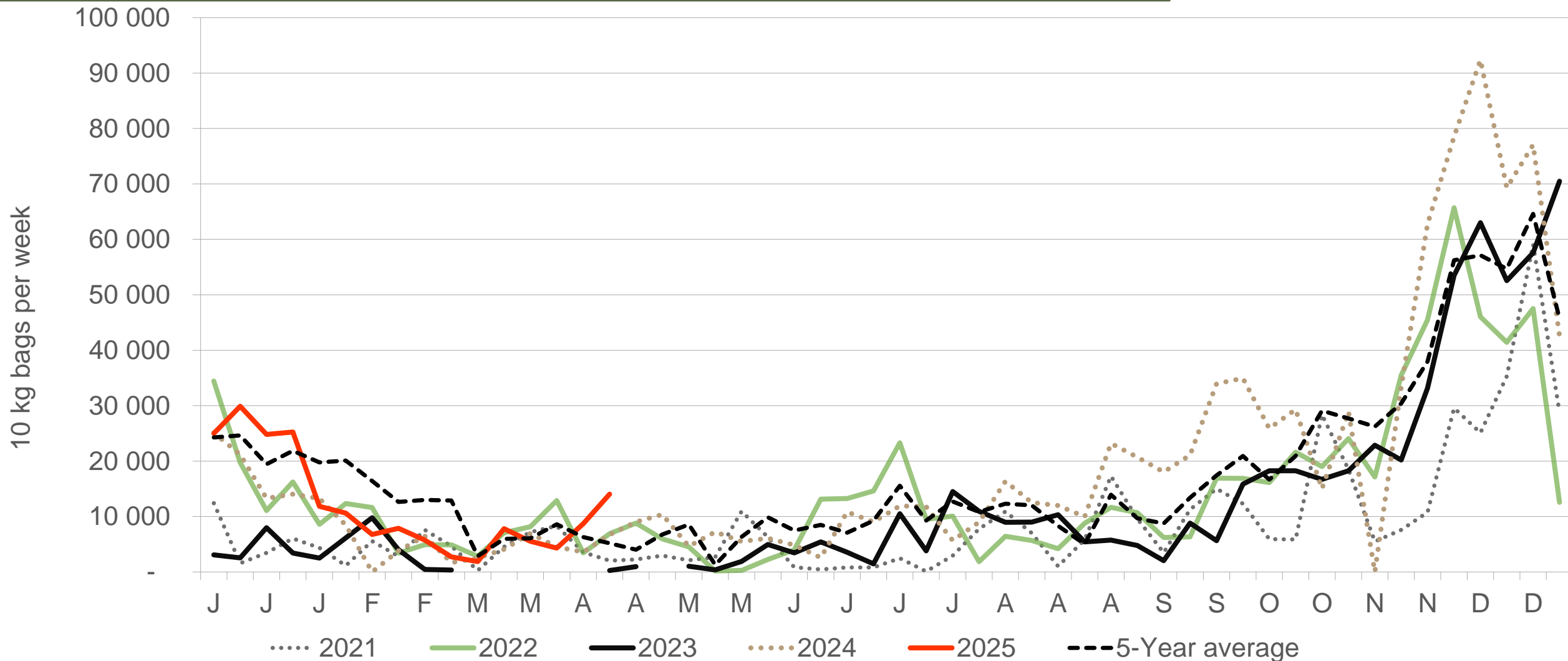
Gauteng: Amount of 10 kg bags per week sold on FPMs (all classes)



Sold 18% bags **less** than the first 16 weeks of 2024 and 189 513 bags **less** than the 5-year average (2020 to 2024) of the first 16 weeks of each year.

Data disclaimer: Potatoes SA does not take responsibility for the accuracy or interpretation of company data re-purposed by 3rd parties

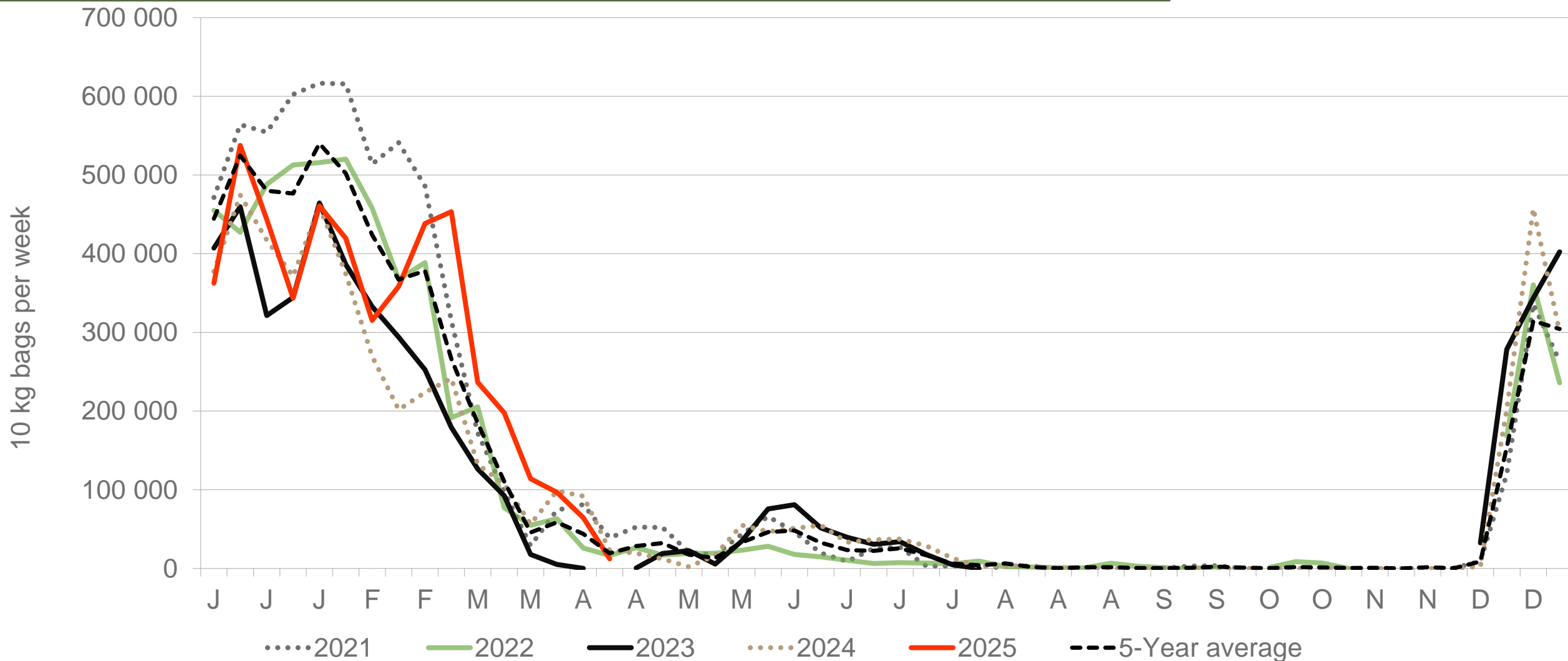
Eastern Cape: Amount of 10 kg bags per week sold on FPMs (all classes)



Sold 42% bags **more** than the first 16 weeks of 2024 and 27 394 bags **more** than the 5-year average (2020 to 2024) of the 16 weeks of each year.

Data disclaimer: Potatoes SA does not take responsibility for the accuracy or interpretation of company data re-purposed by 3rd parties

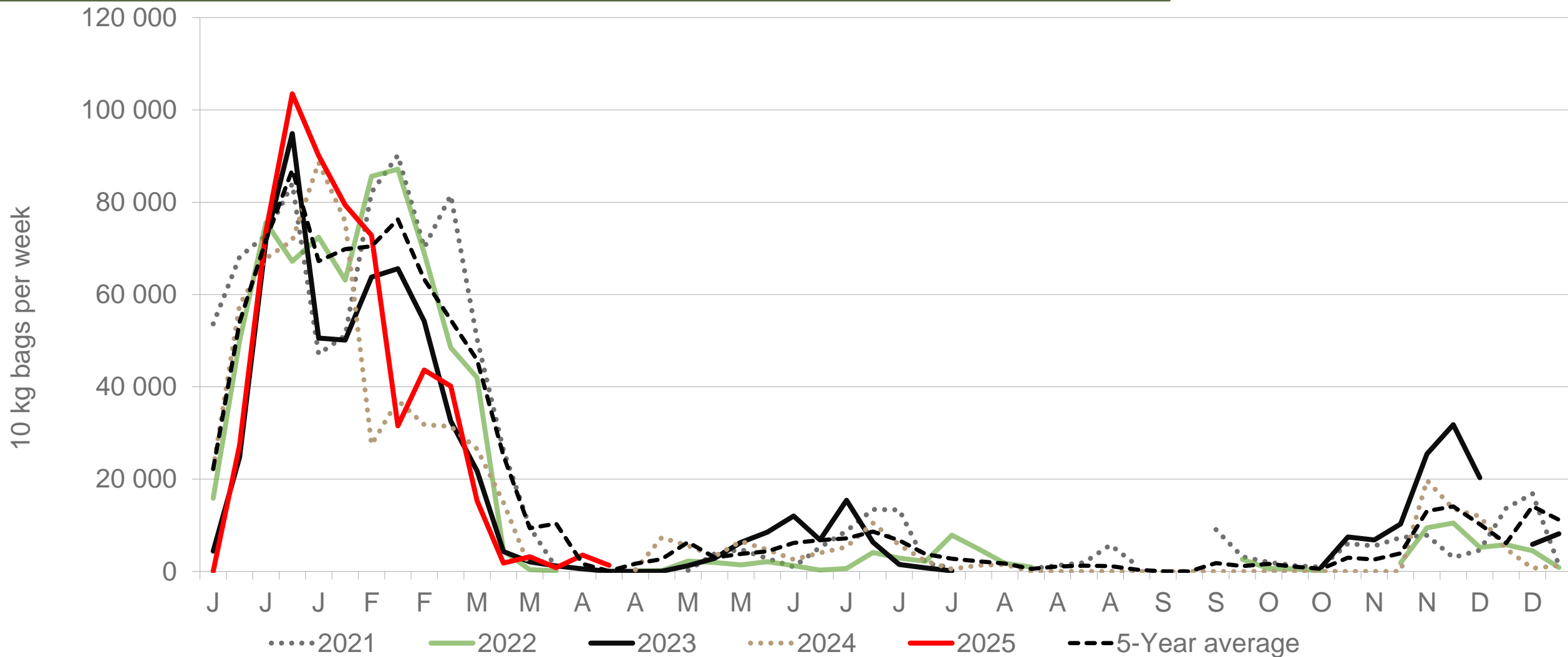
South Western Free State: Amount of 10 kg bags per week sold on FPMs (all classes)



Sold 23,80% bags **more** than the first 16 weeks of 2024 and 11 357 bags **less** than the 5-year average (2020 to 2024) of the first 16 weeks of each year.

Data disclaimer: Potatoes SA does not take responsibility for the accuracy or interpretation of company data re-purposed by 3rd parties

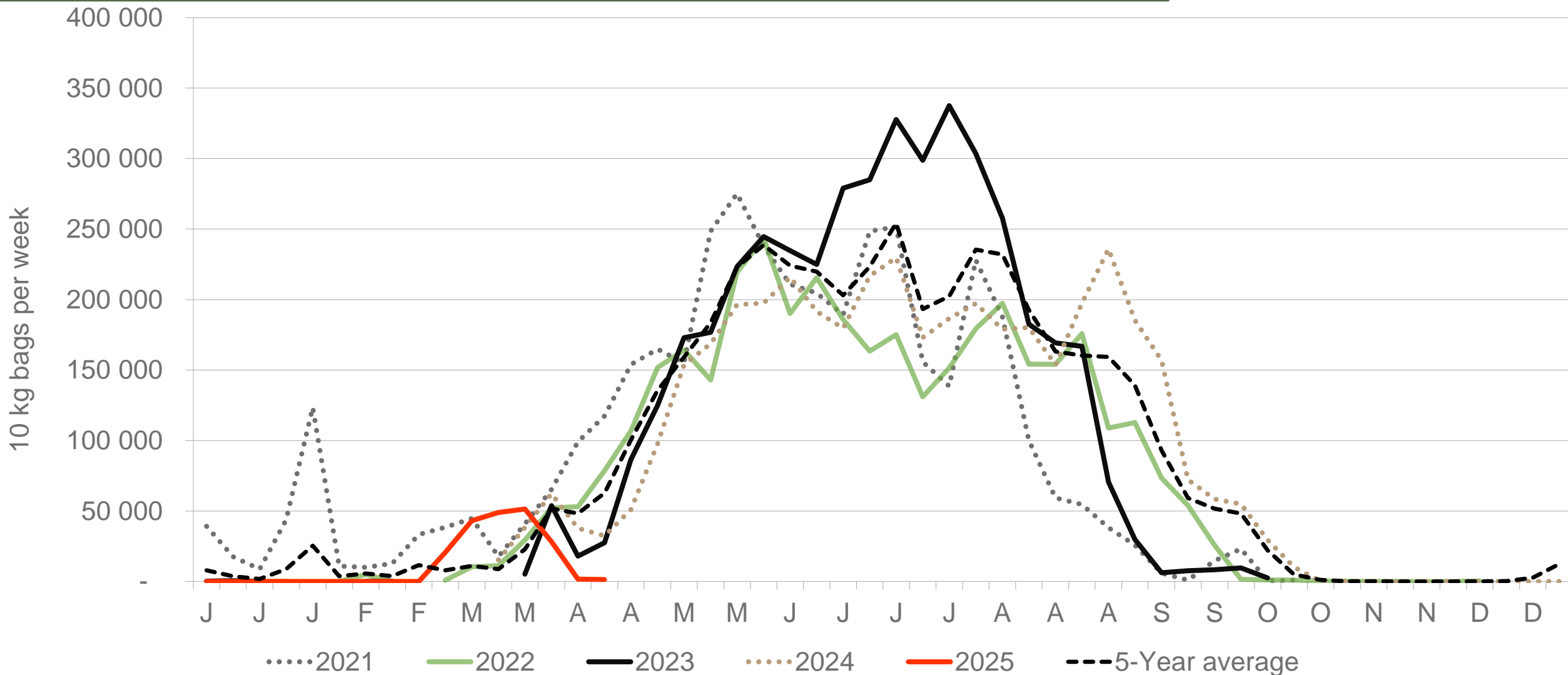
Mpumalanga: Amount of 10 kg bags per week sold on FPMs (all classes)



Sold 6% bags **more** than the first 16 weeks of 2024 and 140 808 bags **less** than the 5-year average (2020 to 2024) of the 16 weeks of each year.

Data disclaimer: Potatoes SA does not take responsibility for the accuracy or interpretation of company data re-purposed by 3rd parties

Northern Cape: Amount of 10 kg bags per week sold on FPMs (all classes)



Sold 5% bags **more** than the first 16 weeks of 2024 and 90 120 bags **less** than the 5-year average (2020 to 2024) of the first 16 weeks of each year.

Data disclaimer: Potatoes SA does not take responsibility for the accuracy or interpretation of company data re-purposed by 3rd parties

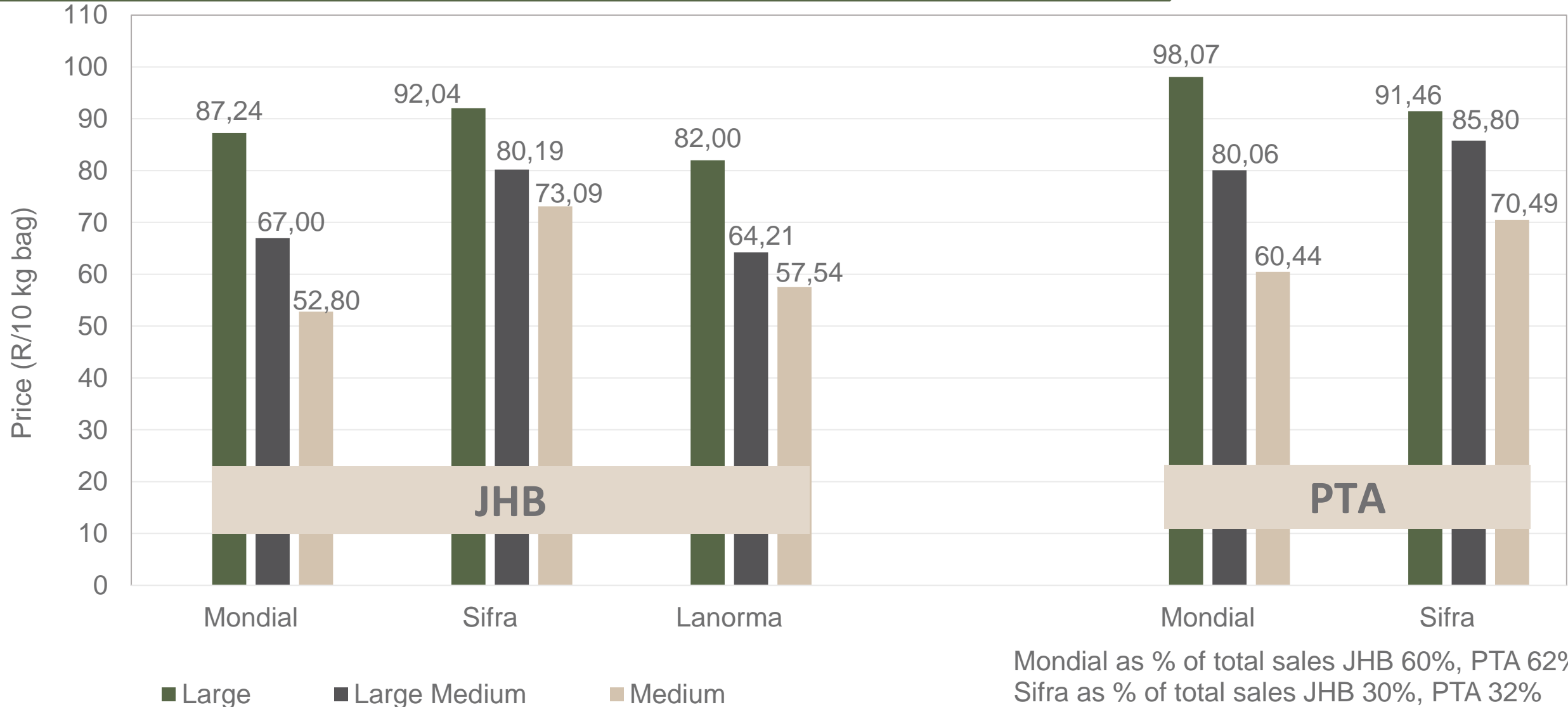
Average weekly prices and volumes for 10 kg bags of potatoes sold on selected markets from selected production regions



Klas & Grootte	Eastern Free State				Western Free State				North West				North Eastern Cape				KwaZulu-Natal				Sandveld		All Regions	
	JOH		PRE		JOH		PRE		JOH		PRE		POR		EAS		DUR		PIE		CAP		All Markets	
	Volume 10kg	Prices R/10kg	Volume 10kg	Prices R/10kg	Volume 10kg	Prices R/10kg	Volume 10kg	Prices R/10kg	Volume 10kg	Prices R/10kg	Volume 10kg	Prices R/10kg	Volume 10kg	Prices R/10kg	Volume 10kg	Prices R/10kg	Volume 10kg	Prices R/10kg	Volume 10kg	Prices R/10kg	Volume 10kg	Prices R/10kg	Volume 10kg	Prices R/10kg
1L	61 457	89,37	22 930	99,04	15 394	86,59	10 508	93,39	7 552	86,93	5 732	92,12	1 892	85,69	2 303	76,22	12 672	87,96	2 056	91,47	2 229	76,83	270 708	89,74
1L/M	51 922	70,21	19 381	79,02	50 983	72,04	19 773	84,11	14 793	76,41	7 394	83,58	2 091	74,50	5 285	61,69	18 190	69,98	9 149	71,61	12 979	80,62	390 941	75,79
1M	40 497	56,79	19 865	58,50	50 263	65,02	23 847	70,31	14 839	67,92	4 464	78,33	6 004	64,50	9 820	67,16	1 850	51,89	2 743	63,56	18 024	79,63	383 245	66,63
1S	11 007	25,64	6 364	28,62	8 081	30,71	3 942	34,83	14 616	38,17	4 147	34,31	3 044	43,69	1 749	65,35	600	41,23	2 204	43,93	7 638	56,75	102 993	40,63
1S/M	15 295	37,41	8 577	43,23	17 786	44,50	7 379	50,71	22 433	52,67	2 899	52,52	522	54,07	181	61,27	-	-	11	45,45	526	36,64	130 074	49,41
1XL	93	81,81	-	-	-	-	-	-	-	-	-	-	-	-	-	-	-	-	-	-	-	-	93	81,81
1XS	2 244	16,73	-	-	5 175	24,04	-	-	10 800	32,78	-	-	-	-	-	-	-	-	-	-	-	-	22 528	26,41
1XXS	-	-	-	-	-	-	-	-	-	-	-	-	-	-	-	-	-	-	-	-	-	-	-	-
2L	31 222	58,53	19 546	83,83	4 816	68,47	8 259	76,68	5 271	55,86	1 203	73,72	639	65,02	735	69,44	2 206	74,42	110	100,00	3 520	66,31	110 573	70,50
2L/M	7 479	57,07	16 092	69,32	8 467	56,52	15 213	66,73	792	56,83	1 084	80,94	660	62,50	1 100	71,86	4 131	62,20	414	78,61	10 130	66,24	110 848	64,89
2M	11 484	45,90	10 995	51,07	7 738	45,39	12 595	53,21	5 060	43,38	543	63,55	2 734	55,70	2 578	56,07	1 225	59,73	1 370	49,80	6 365	61,26	105 993	52,14
2S	2 272	21,33	4 232	25,02	1 529	23,21	1 974	25,84	-	-	478	25,40	2 231	38,83	797	50,71	-	-	-	-	4 287	40,40	28 143	31,54
2S/M	4 094	29,22	2 254	36,60	4 235	27,31	5 146	37,11	1 689	25,02	236	47,50	306	44,40	-	-	-	-	-	-	391	24,86	30 718	37,02
2XL	-	-	-	-	-	-	-	-	-	-	-	-	-	-	-	-	-	-	-	-	-	-	-	-
2XS	-	-	-	-	867	9,67	-	-	-	-	-	-	-	-	-	-	-	-	-	-	-	-	2 280	11,30
2XXS	-	-	-	-	-	-	-	-	-	-	-	-	-	-	-	-	-	-	-	-	-	-	-	-
3L	8 505	46,42	10 974	64,24	1 760	38,94	2 455	55,12	68	26,00	110	43,36	-	-	107	60,09	220	41,23	-	-	1 221	43,51	37 602	54,83
3L/M	6 168	40,00	10 531	56,92	3 546	39,50	3 930	40,45	3 508	55,62	2 919	49,96	-	-	1 848	53,80	93	50,00	-	-	1 761	43,33	60 035	51,03
3M	10 134	29,02	7 835	42,43	8 925	28,12	6 575	33,84	5 216	49,67	3 347	42,11	4 112	34,46	979	43,03	-	-	384	29,83	3 060	32,00	79 602	35,98
3S/M	1 988	20,23	2 837	28,66	220	15,00	711	27,54	764	12,02	906	19,11	-	-	-	-	-	-	-	-	127	16,42	15 255	26,34
3XS	-	-	-	-	-	-	-	-	289	6,00	-	-	-	-	-	-	-	-	-	-	-	-	289	6,00
3XXS	-	-	-	-	-	-	-	-	-	-	-	-	-	-	-	-	-	-	-	-	-	-	-	-
4L	-	-	9 139	53,38	-	-	-	-	-	-	-	-	-	-	-	-	-	-	-	-	-	-	9 899	53,06
4L/M	-	-	1 739	50,05	-	-	220	35,77	-	-	-	-	-	-	-	-	-	-	-	-	397	28,84	2 721	44,27
4M	-	-	880	27,33	-	-	1 097	27,03	-	-	-	-	955	21,20	-	-	114	50,00	228	25,88	451	29,27	7 235	29,89
4S	-	-	-	-	-	-	-	-	-	-	-	-	-	-	-	-	-	-	-	-	-	-	241	39,44
4S/M	-	-	121	22,56	-	-	1 107	25,74	-	-	-	-	-	-	-	-	-	-	-	-	-	-	1 228	25,43
Total	266 308	61,10	175 625	64,72	189 785	59,12	127 445	63,23	108 289	55,06	36 391	65,23	26 073	52,81	27 817	63,24	41 369	73,10	18 669	66,64	81 977	62,41	1 933 267	63,83

Data disclaimer: Potatoes SA does not take responsibility for the accuracy or interpretation of company data re-purposed by 3rd parties

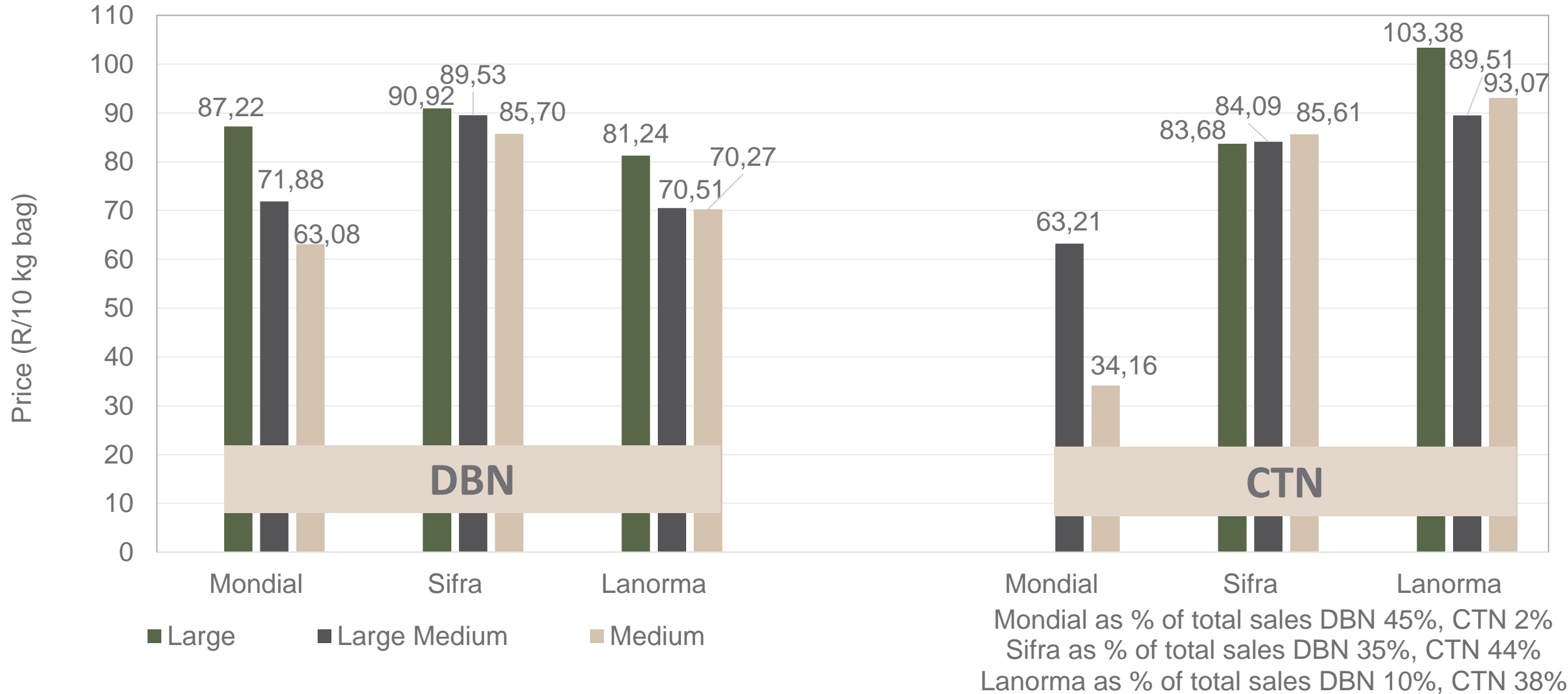
PTA & JHB markets: Average Prices - Different Sizes (only 10 kg bags)



Mondial as % of total sales JHB 60%, PTA 62%
 Sifra as % of total sales JHB 30%, PTA 32%
 Lanorma as % of total sales JHB 6%, PTA 1%

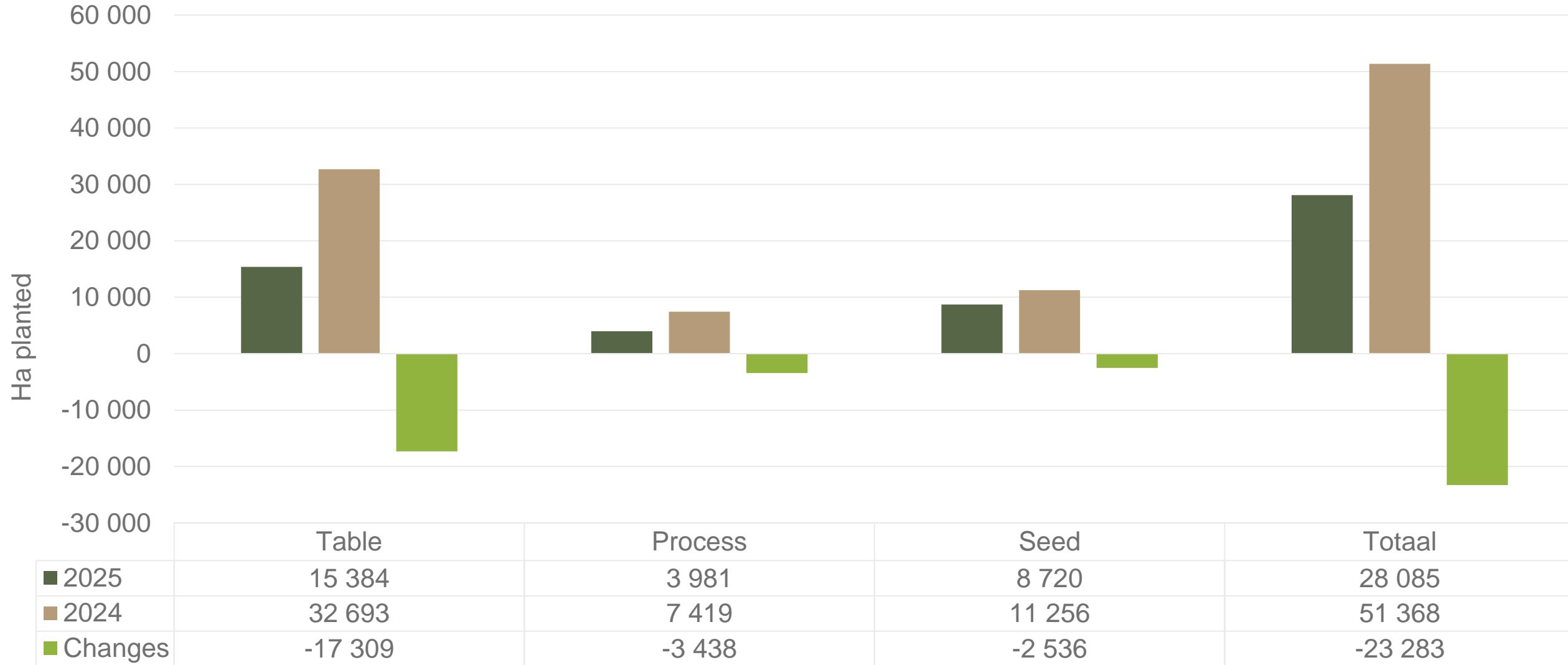
Data disclaimer: Potatoes SA does not take responsibility for the accuracy or interpretation of company data re-purposed by 3rd parties

DBN & CTN markets: Average Prices - Different Sizes (only 10 kg bags)



Data disclaimer: Potatoes SA does not take responsibility for the accuracy or interpretation of company data re-purposed by 3rd parties

Hectares planted to date for season 2024 versus 2025




Regions finished: Gauteng early, North West main, North Eastern Cape main, Eastern Free State main, Western Free State main, Ceres main, Northern cape early and main, Mpumalanga main

Data disclaimer: Potatoes SA does not take responsibility for the accuracy or interpretation of company data re-purposed by 3rd parties

Thank you for your time

Feel free to contact us

 Dikgetho@potatoes.co.za

Billy@potatoes.co.za

Jodie@potatoes.co.za



+27 (0)12 349 1906



6 De Havilland Crescent
Persequor Techno Park
Persequor Park
Pretoria



www.potatoes.co.za



Potatoes
Aartappels SA