



Weekly Market Information

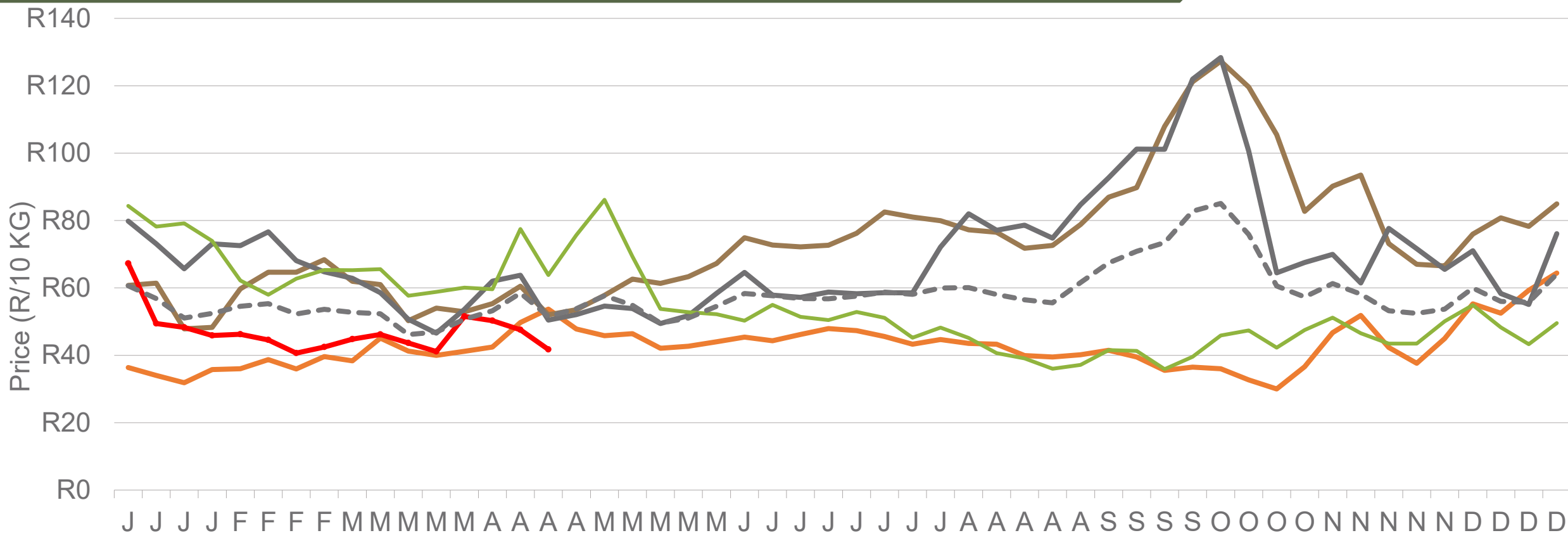
17 April 2026



Potatoes
Aartappels SA

www.potatoes.co.za

Average weekly price – all markets & all classes





— 2022 — 2023 — 2024 — 2025 — 2026* - - - 5-Year average



Number of bags sold

3%


(Week on Week)



Average weekly price

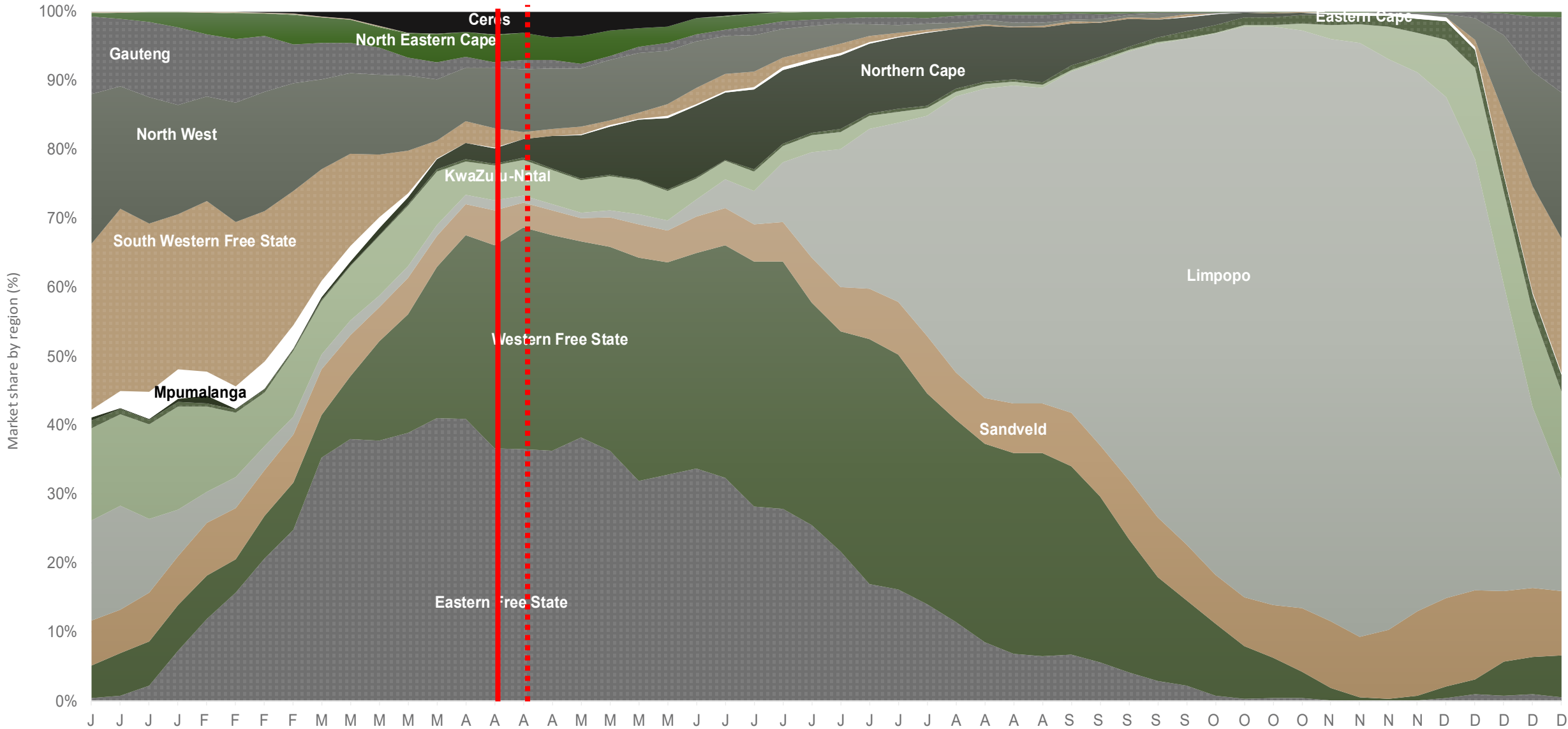
12%

(Week on week)



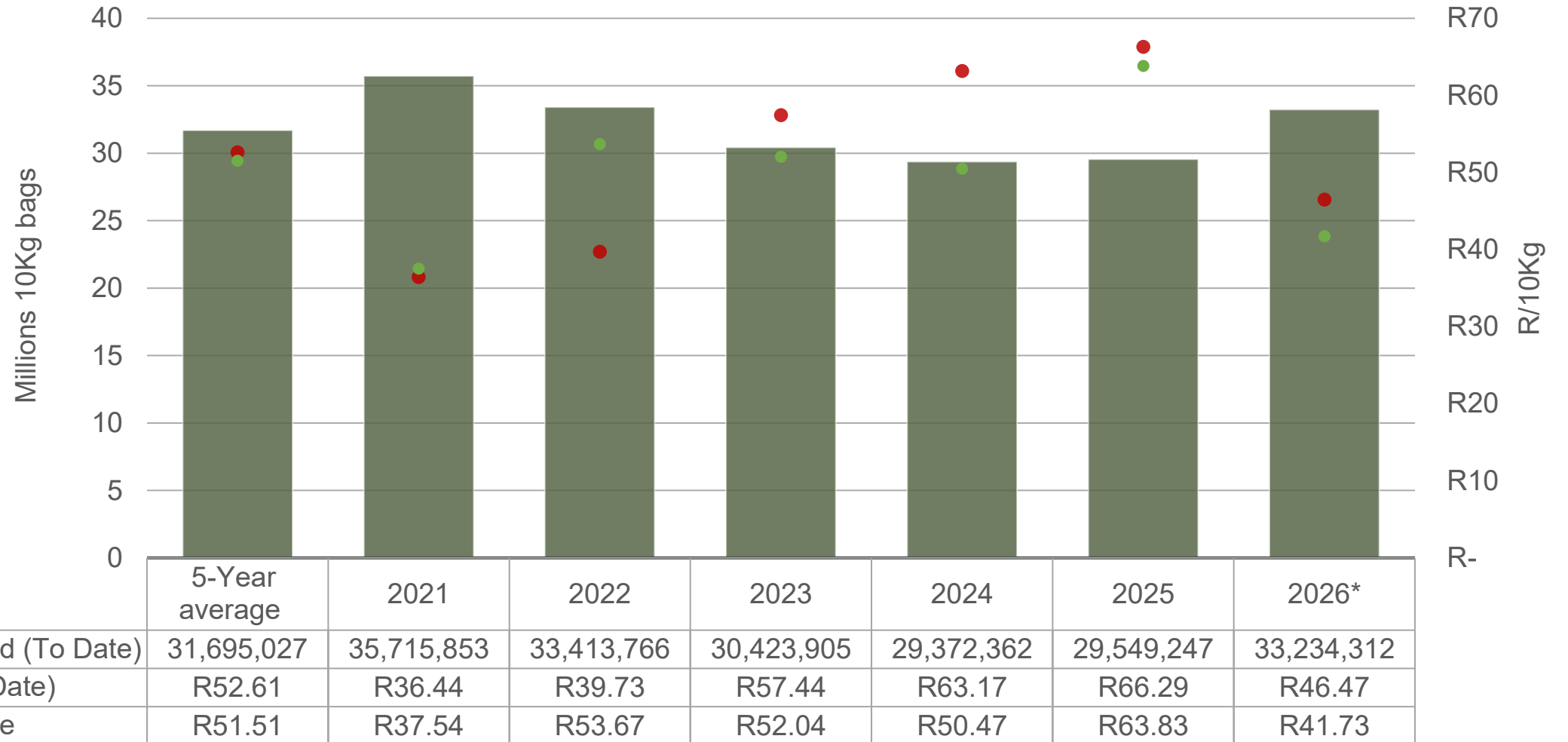
Data disclaimer: Potatoes SA does not take responsibility for the accuracy or interpretation of company data re-purposed by 3rd parties

Market share of regions on fresh produce markets 2021-2025



Data disclaimer: Potatoes SA does not take responsibility for the accuracy or interpretation of company data re-purposed by 3rd parties

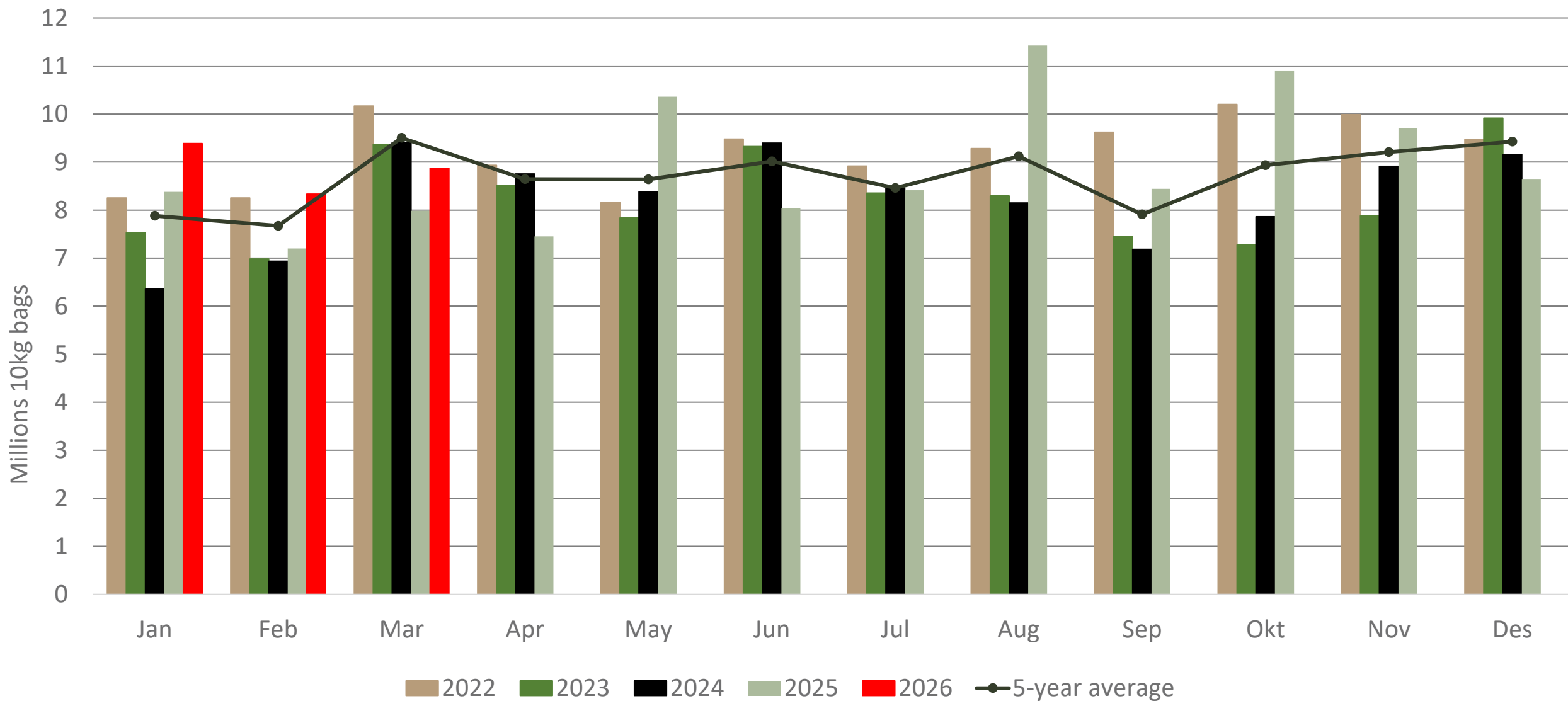
Cumulative total number of 10 kg bags sold on markets



Sold 1,539,285 bags **more** than the **5-year average** (2021 to 2025) of the first 16 weeks of 2026

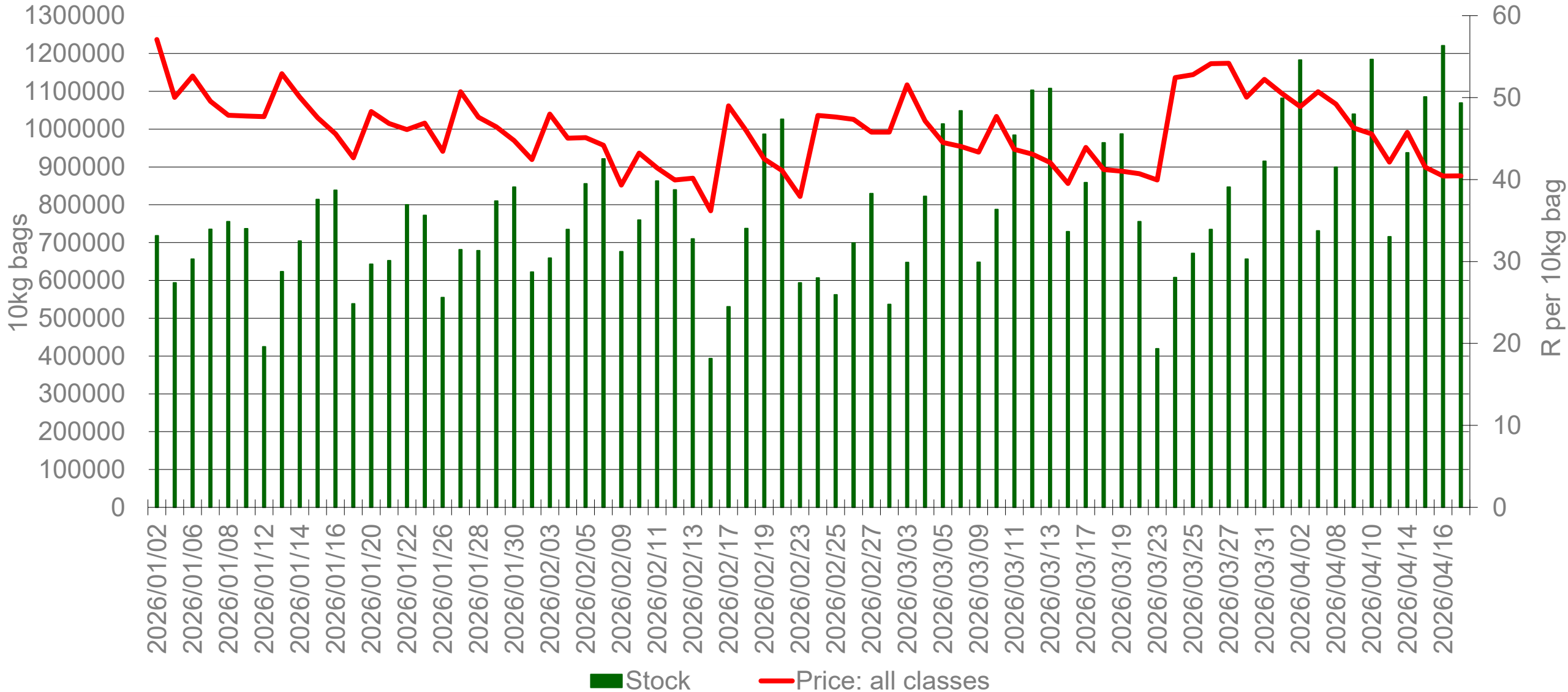
Data disclaimer: Potatoes SA does not take responsibility for the accuracy or interpretation of company data re-purposed by 3rd parties

Monthly sales volumes on markets: Potatoes



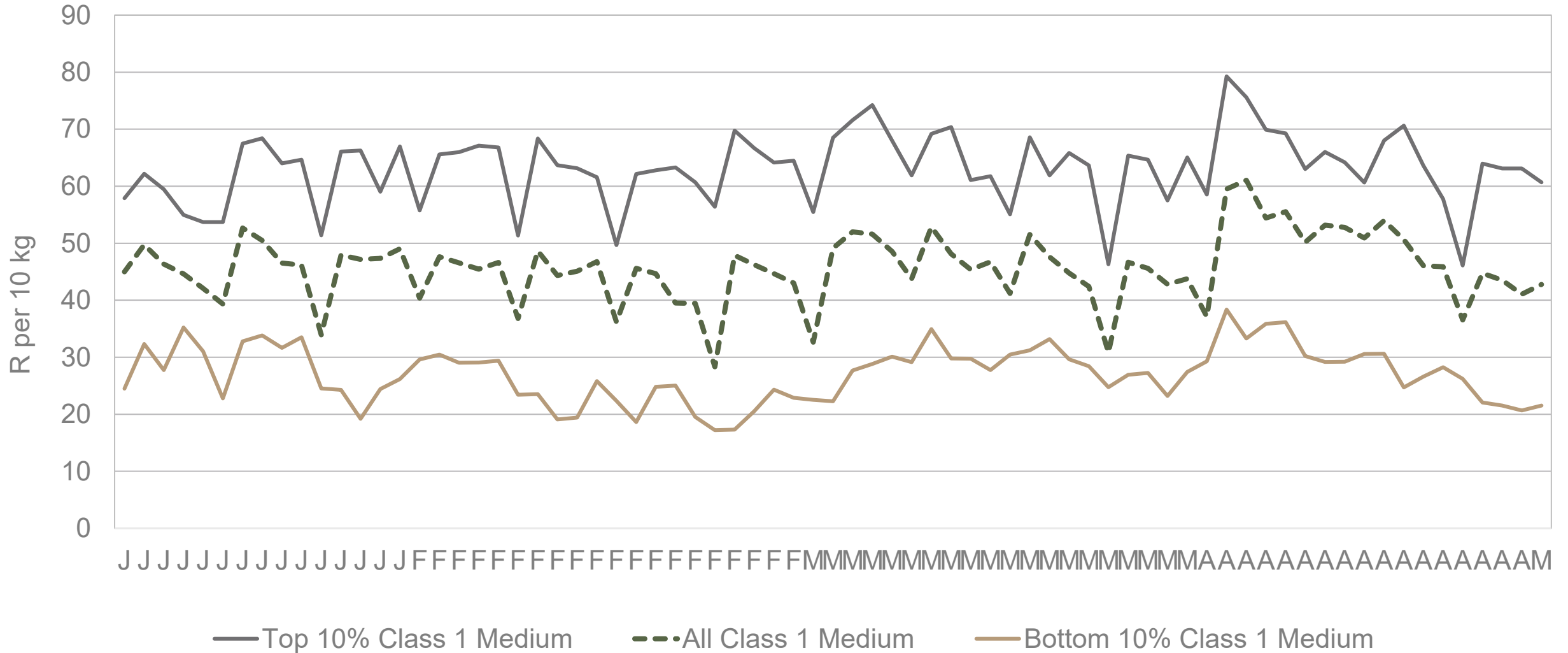
Data disclaimer: Potatoes SA does not take responsibility for the accuracy or interpretation of company data re-purposed by 3rd parties

RSA daily price versus daily available stocks (all classes & all sizes)



Data disclaimer: Potatoes SA does not take responsibility for the accuracy or interpretation of company data re-purposed by 3rd parties

JHB market daily : Top 10% versus bottom 10% prices – Class 1 Medium (since January 2026)



Data disclaimer: Potatoes SA does not take responsibility for the accuracy or interpretation of company data re-purposed by 3rd parties

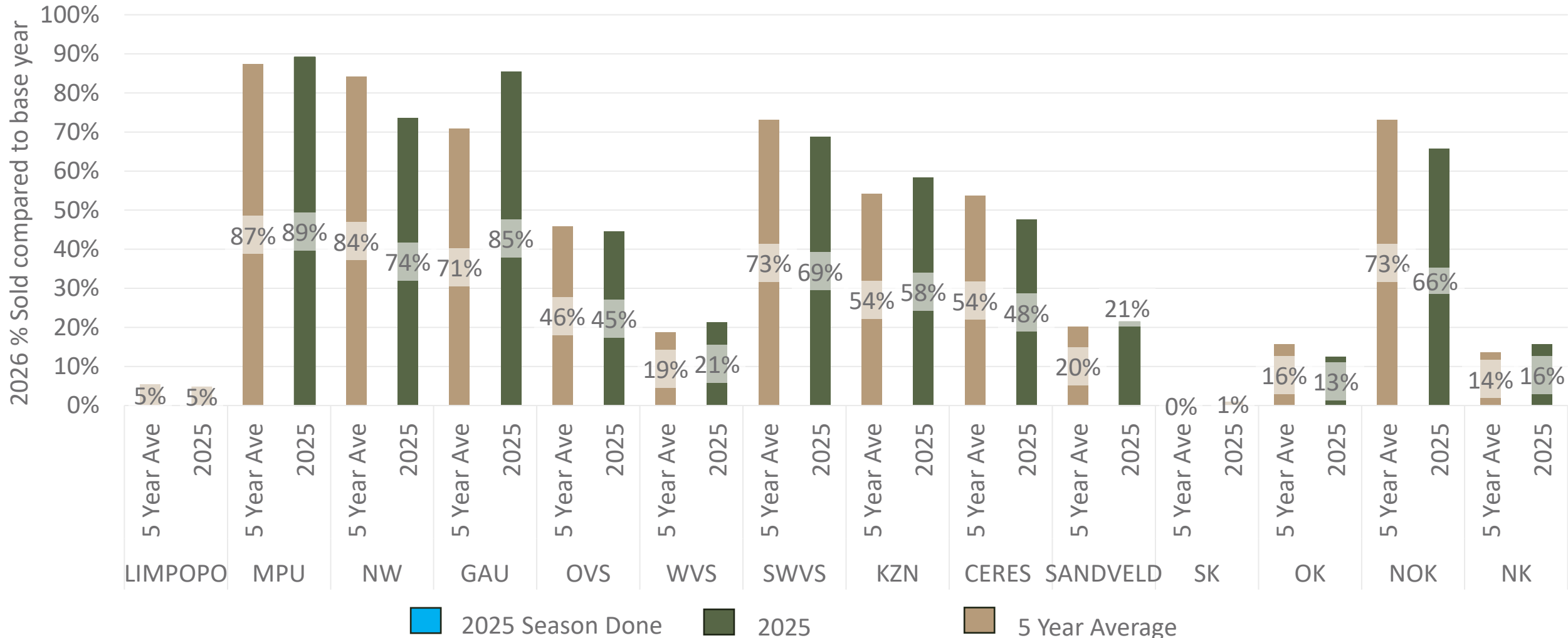
FPM Sales pace comparison per region

2026 compared to 5-year average and 2025



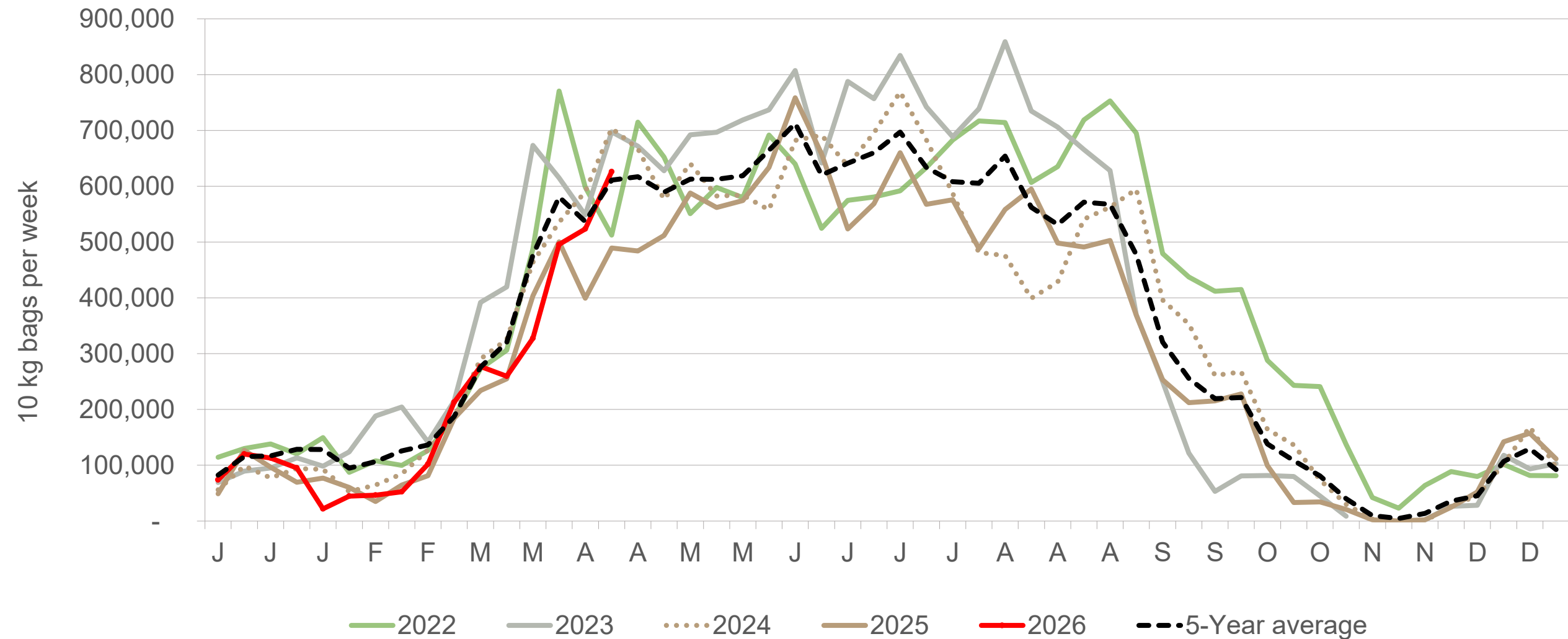
The *FPM Sales pace* compares the current year's cumulative volumes sold on the FPM with the previous year and the five-year average. Differences in these trends reflect variations in hectares planted, regional weather conditions, yield performance, and market timing. Blue indicates regions that are done delivering for this season. Seasons are based on calendar year.

Note: This comparison is based on total volumes sold, not on hectares planted



Data disclaimer: Potatoes SA does not take responsibility for the accuracy or interpretation of company data re-purposed by 3rd parties

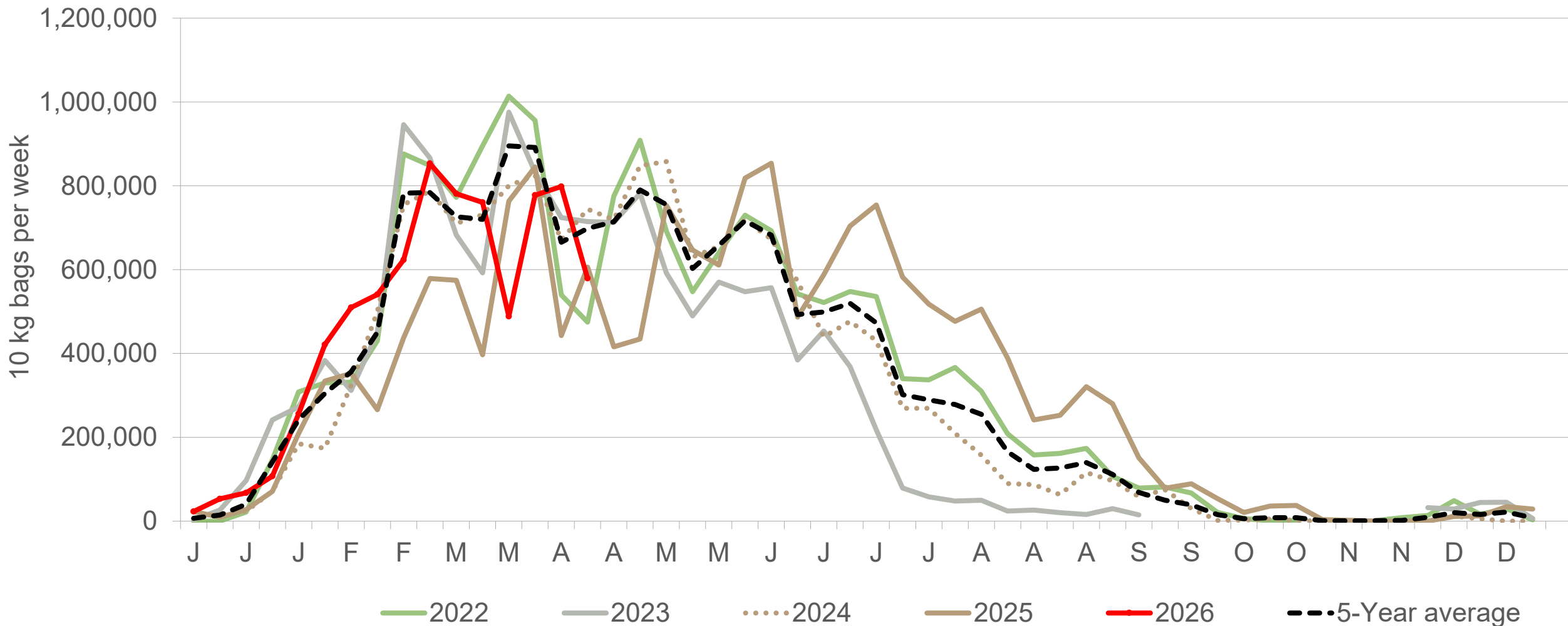
Western Free State : Amount of 10 kg bags per week sold on FPMs (all classes)



Sold 9% bags **more** than the first 16 weeks of 2025 and 632,415 bags **less** than the 5-year average (2021 to 2025) of the first 16 weeks of each year.

Data disclaimer: Potatoes SA does not take responsibility for the accuracy or interpretation of company data re-purposed by 3rd parties

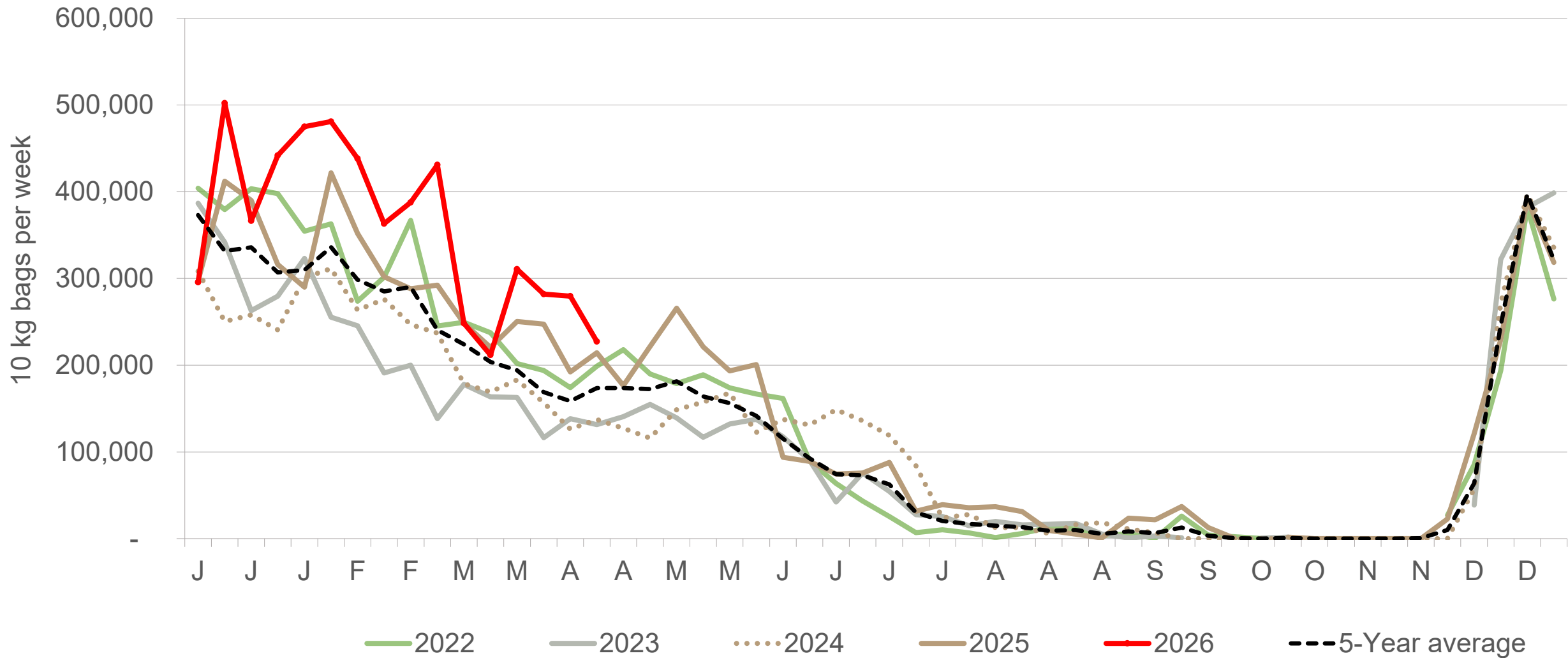
Eastern Free State: Amount of 10 kg bags per week sold on FPMs (all classes)



Sold 29% bags **more** than the first 16 weeks of 2025 and 78,135 **less** than the 5-year average (2021 to 2025) of the first 16 weeks of each year.

Data disclaimer: Potatoes SA does not take responsibility for the accuracy or interpretation of company data re-purposed by 3rd parties

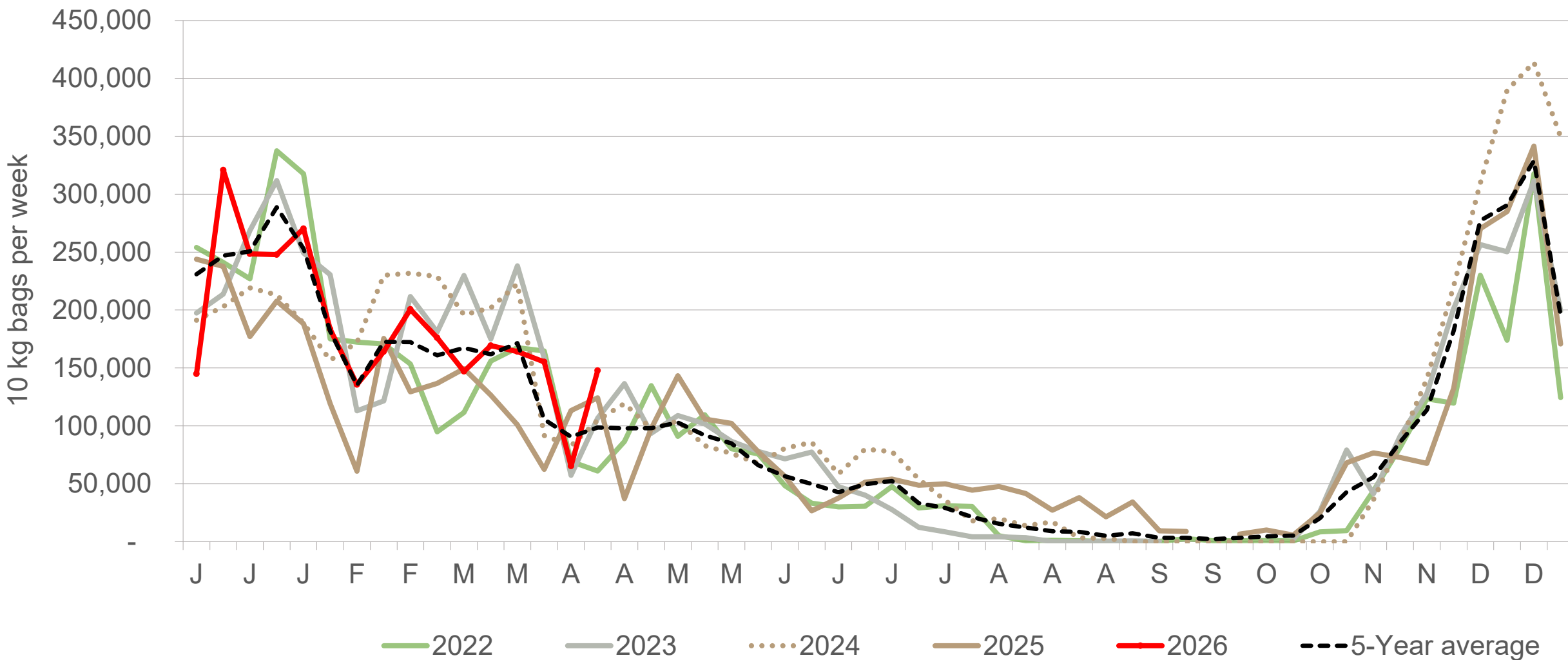
North-West: Amount of 10 kg bags per week sold on FPMs (all classes)



Sold 21% bags **more** than the first 16 weeks of 2025 and 1,512,164 **more** than the 5-year average (2021 to 2025) of the first 16 weeks of each year.

Data disclaimer: Potatoes SA does not take responsibility for the accuracy or interpretation of company data re-purposed by 3rd parties

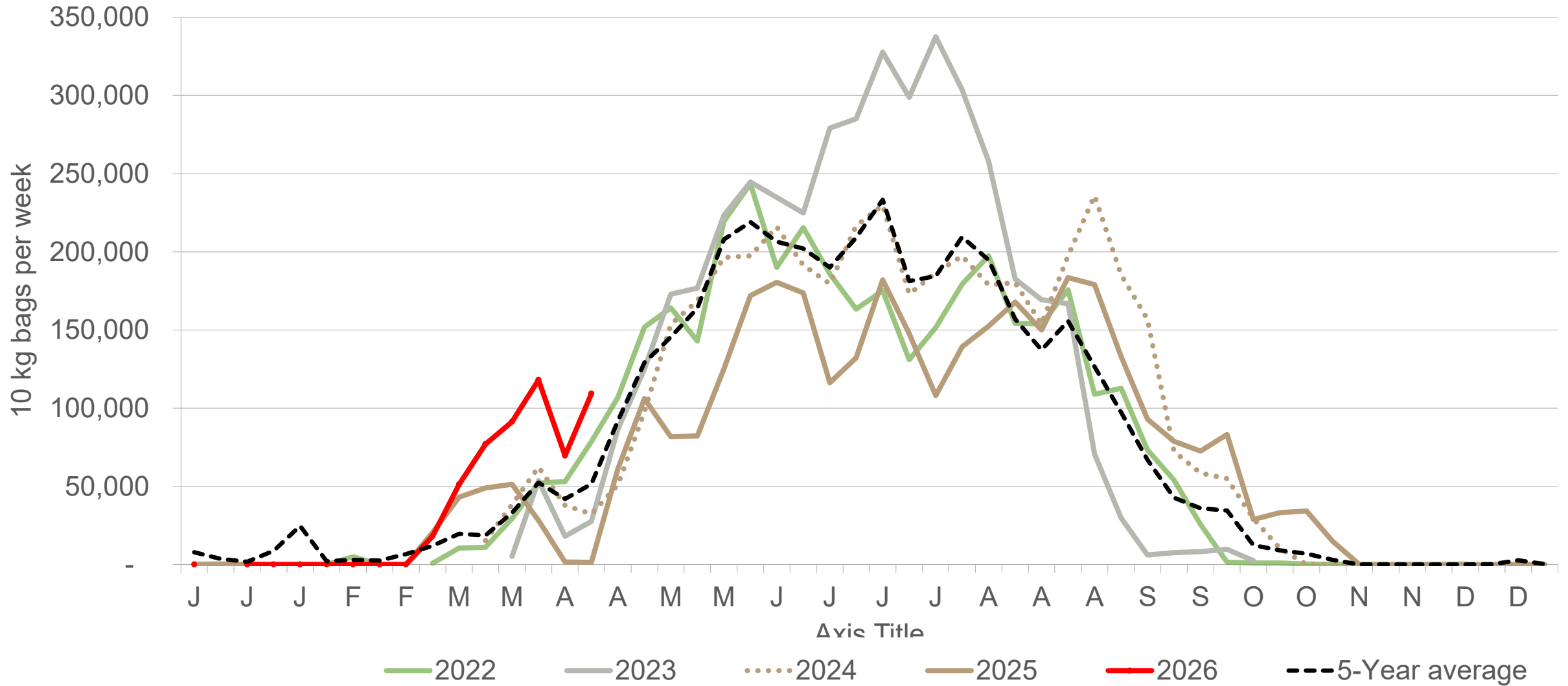
KwaZulu-Natal: Amount of 10 kg bags per week sold on FPMs (all classes)



Sold 25% bags **more** than the first 16 weeks of 2025 and 53,092 bags **more** than the 5-year average (2021 to 2025) of the first 16 weeks of each year.

Data disclaimer: Potatoes SA does not take responsibility for the accuracy or interpretation of company data re-purposed by 3rd parties

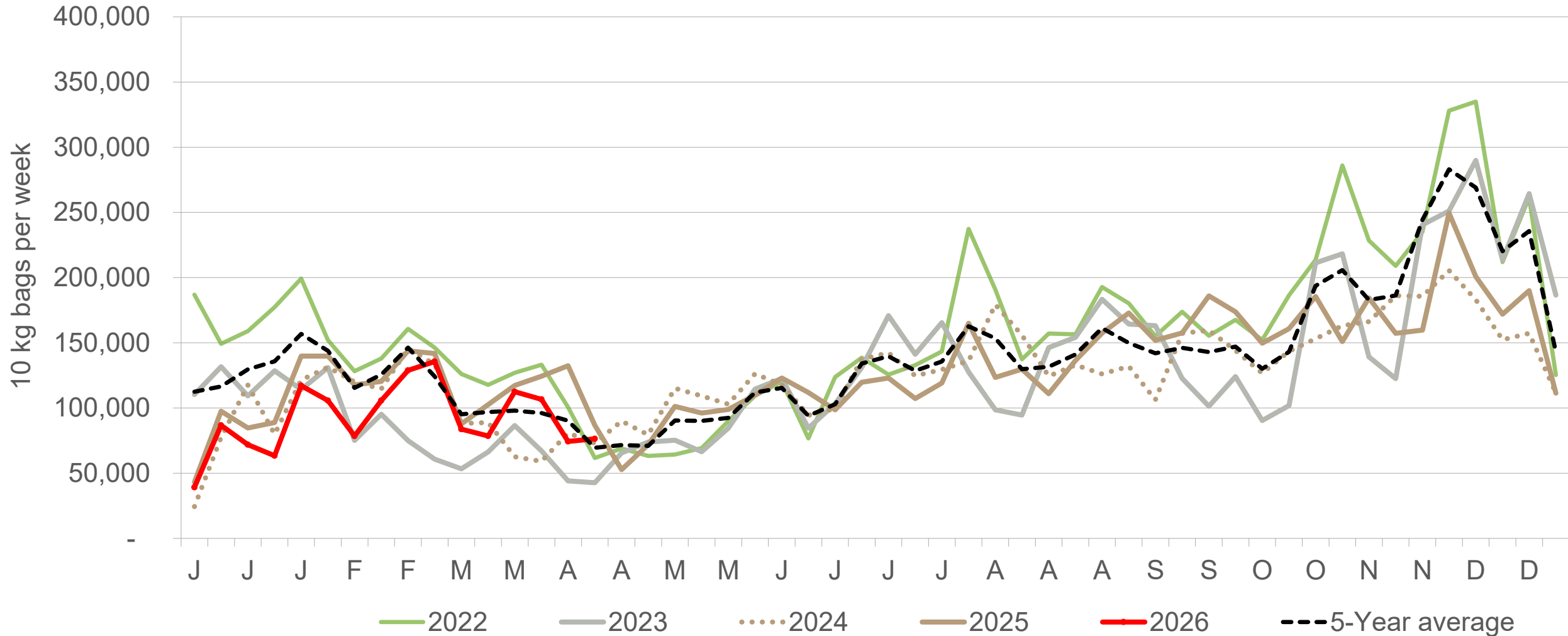
Northern Cape: Amount of 10 kg bags per week sold on FPMs (all classes)



Sold 174% bags **more** than the first 16 weeks of 2025 and 244,136 bags **more** than the 5-year average (2021 to 2025) of the first 16 weeks of each year.

Data disclaimer: Potatoes SA does not take responsibility for the accuracy or interpretation of company data re-purposed by 3rd parties

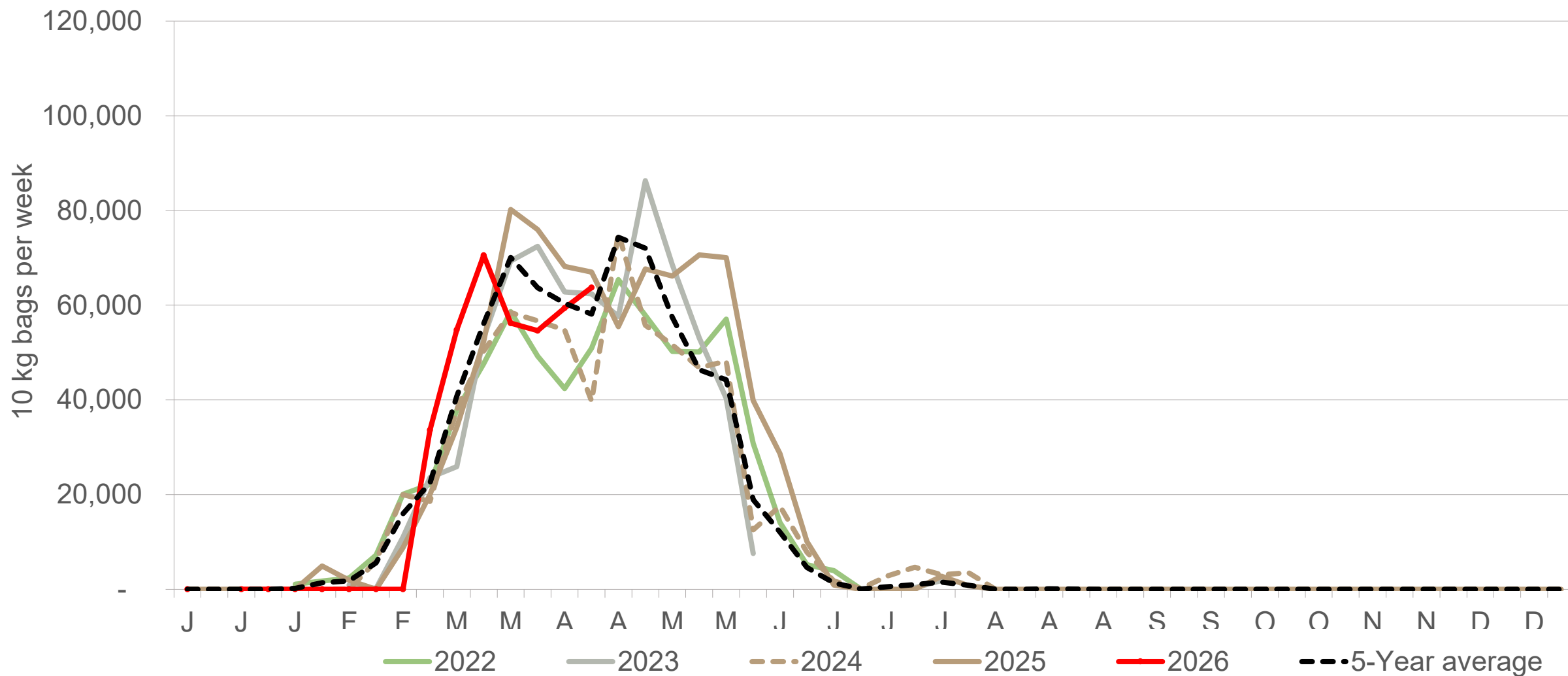
Sandveld: Amount of 10 kg bags per week sold on FPMs (all classes)



Sold 17% bags **less** than the first 16 weeks of 2025 and 387,488 bags **less** than the 5-year average (2021 to 2025) of the first 16 weeks of each year.

Data disclaimer: Potatoes SA does not take responsibility for the accuracy or interpretation of company data re-purposed by 3rd parties

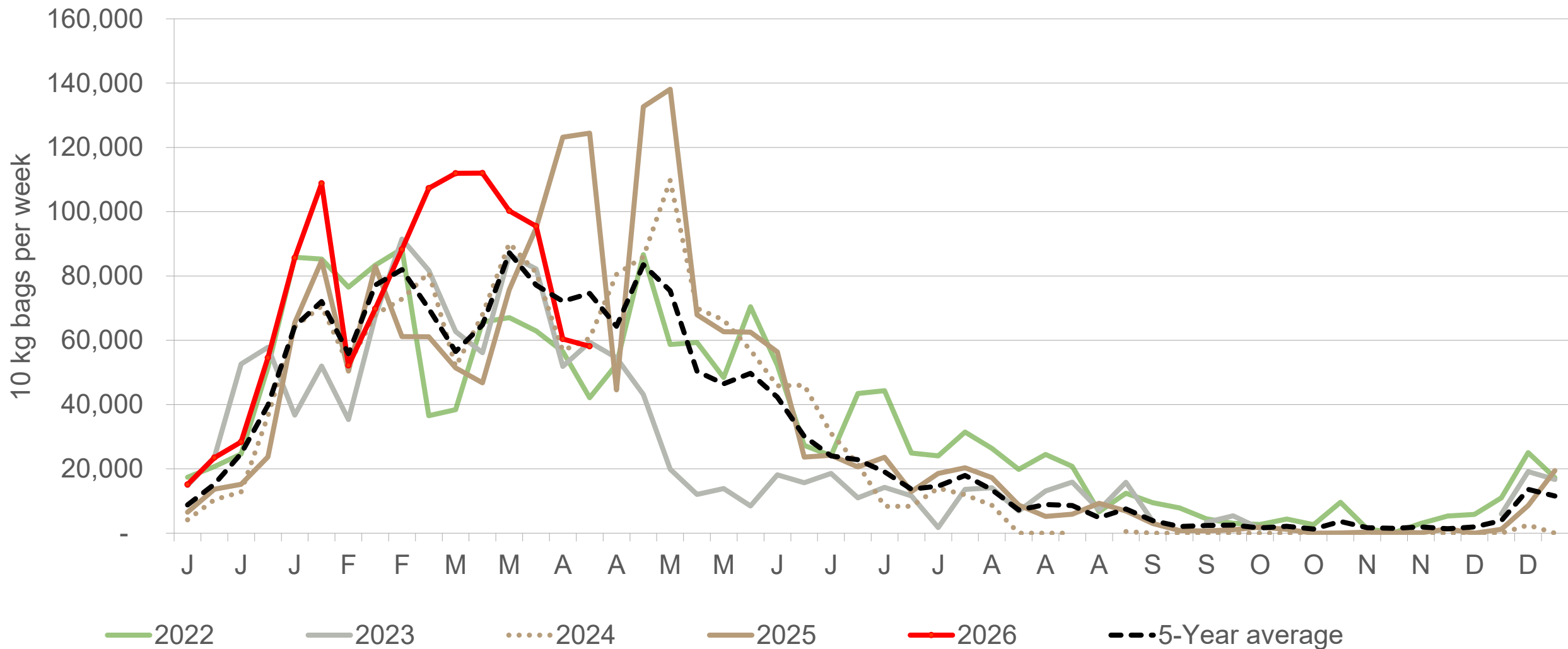
Ceres: Amount of 10 kg bags per week sold on FPMs (all classes)



Sold 5% bags **less** than the first 3 weeks of 2025 and 3,576 bags **less** than the 5-year average (2021 to 2025) of the first 16 weeks of each year.

Data disclaimer: Potatoes SA does not take responsibility for the accuracy or interpretation of company data re-purposed by 3rd parties

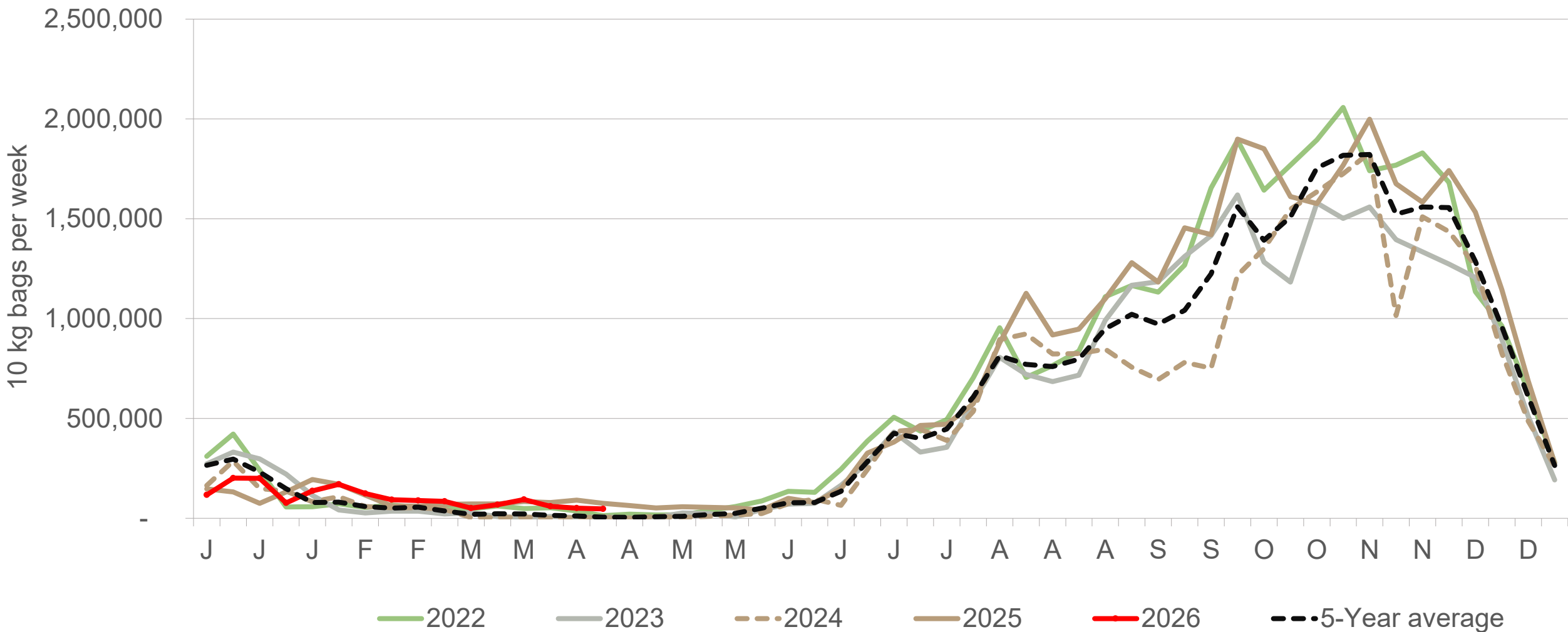
North Eastern Cape: Amount of 10 kg bags per week sold on FPMs (all classes)



Sold 19% bags **more** than the first 16 weeks of 2025 and 229,553 bags **more** than the 5-year average (2021 to 2025) of the first 16 weeks of each year.

Data disclaimer: Potatoes SA does not take responsibility for the accuracy or interpretation of company data re-purposed by 3rd parties

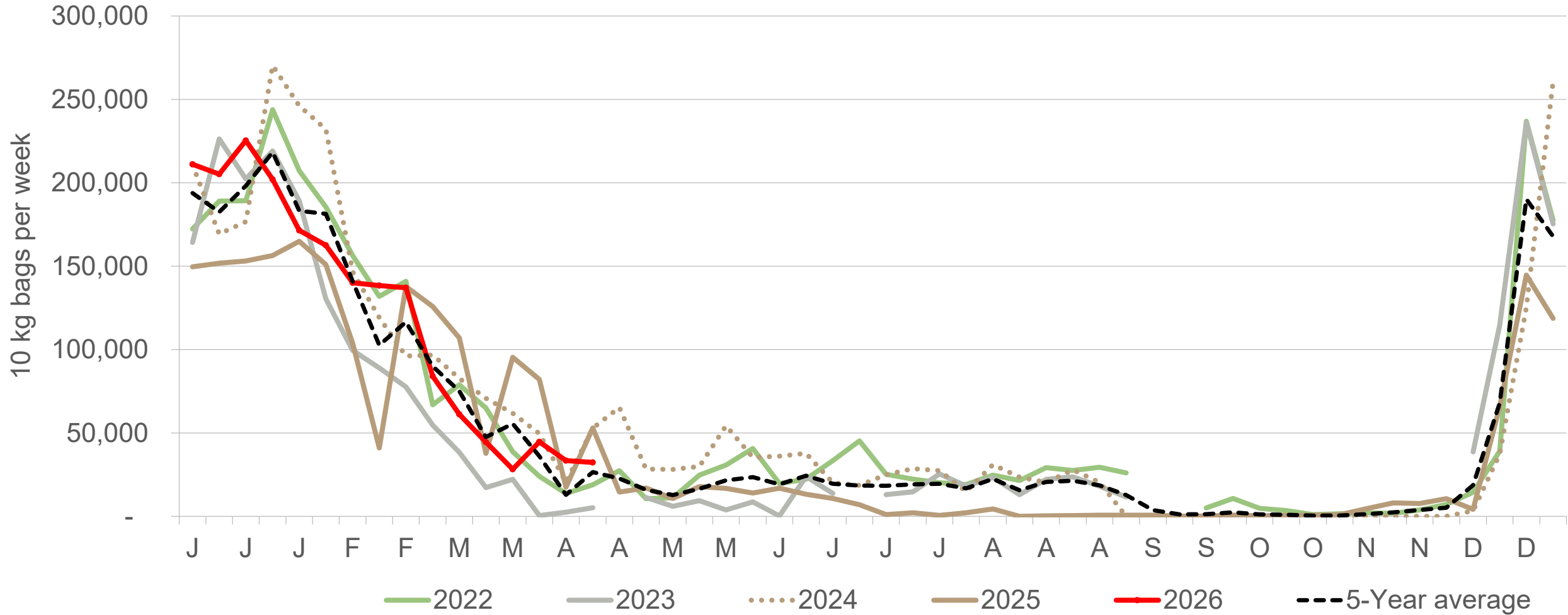
Limpopo: Amount of 10 kg bags per week sold on FPMs (all classes)



Sold 2% bags **more** than the first 16 weeks of 2025 and 251,830 bags **more** than the 5-year average (2021 to 2025) of the first 16 weeks of each year

Data disclaimer: Potatoes SA does not take responsibility for the accuracy or interpretation of company data re-purposed by 3rd parties

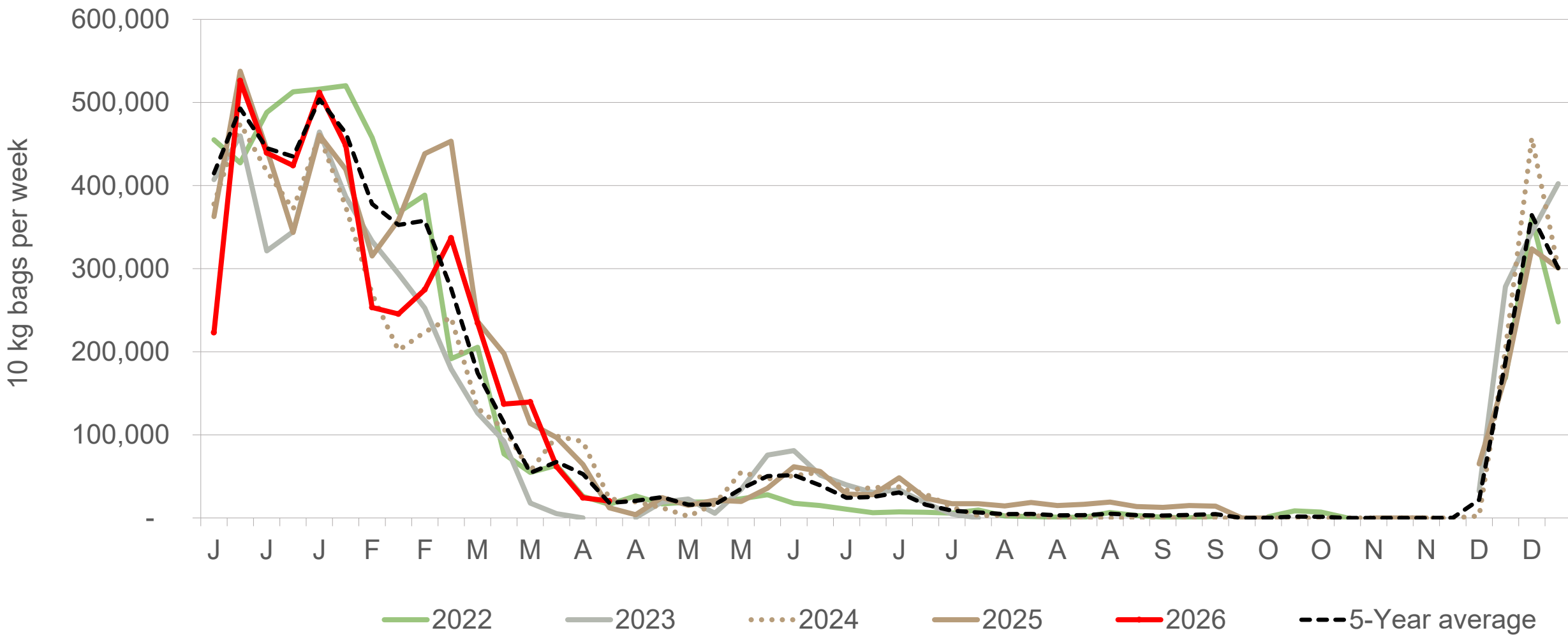
Gauteng: Amount of 10 kg bags per week sold on FPMs (all classes)



Sold 11% bags **more** than the first 16 weeks of 2025 and 60,235 bags **more** than the 5-year average (2021 to 2025) of the first 16 weeks of each year.

Data disclaimer: Potatoes SA does not take responsibility for the accuracy or interpretation of company data re-purposed by 3rd parties

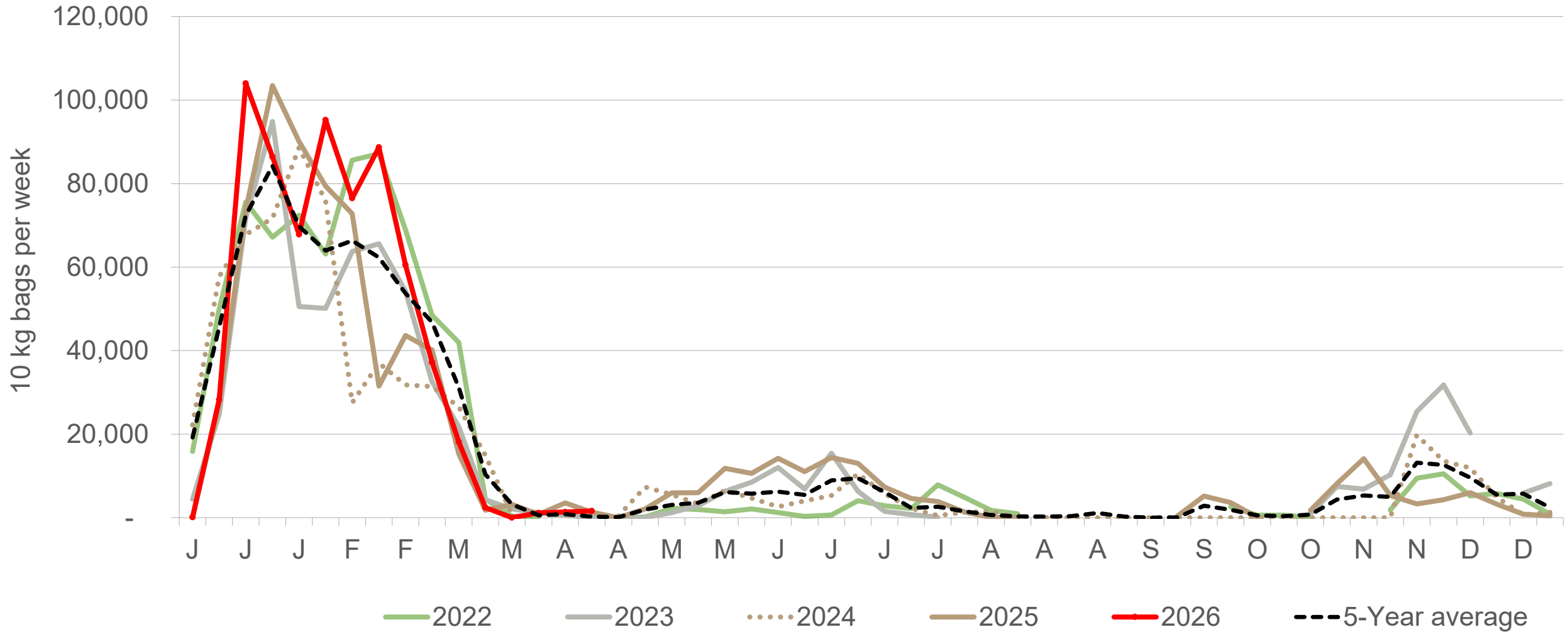
South Western Free State: Amount of 10 kg bags per week sold on FPMs (all classes)



Sold 11% bags **less** than the first 16 weeks of 2025 and 299,742 bags **less** than the 5-year average (2021 to 2025) of the first 16 weeks of each year.

Data disclaimer: Potatoes SA does not take responsibility for the accuracy or interpretation of company data re-purposed by 3rd parties

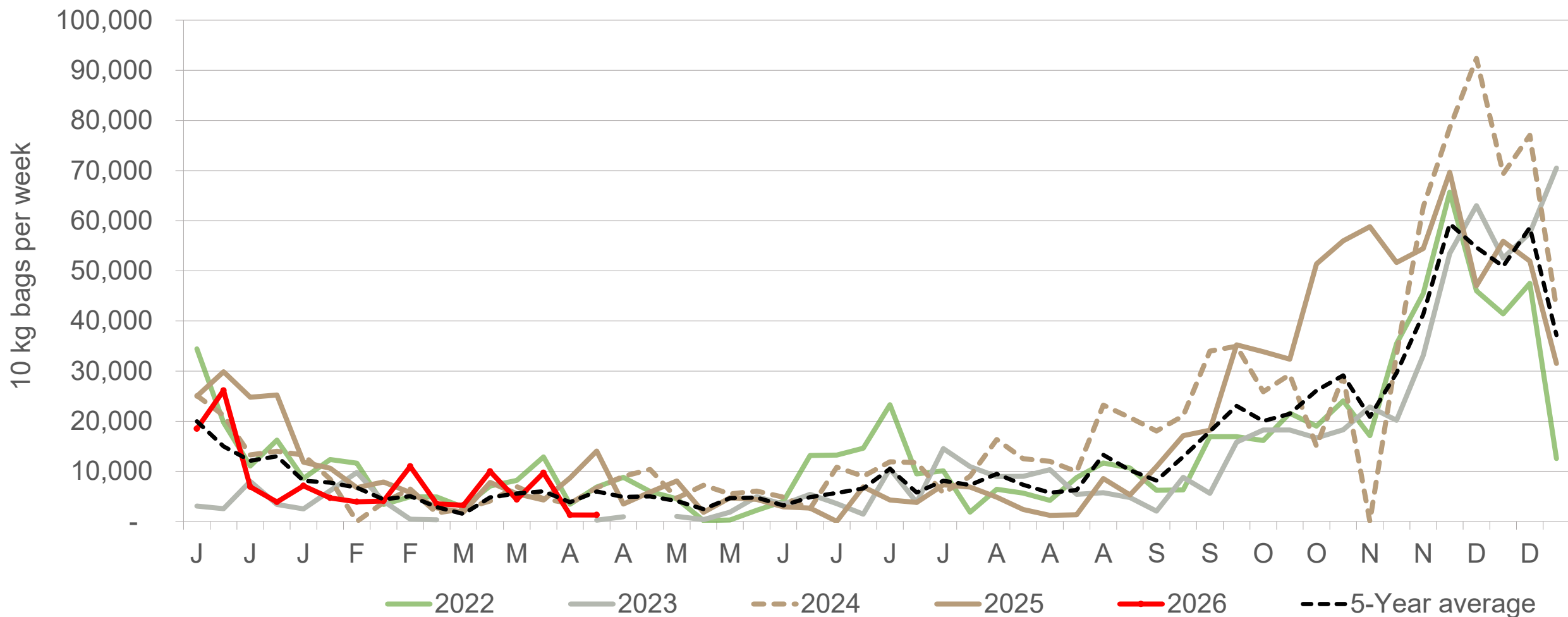
Mpumalanga: Amount of 10 kg bags per week sold on FPMs (all classes)



Sold 14% bags **more** than the first 16 weeks of 2025 and 38,841 bags **more** than the 5-year average (2021 to 2025) of the 16 weeks of each year.

Data disclaimer: Potatoes SA does not take responsibility for the accuracy or interpretation of company data re-purposed by 3rd parties

Eastern Cape: Amount of 10 kg bags per week sold on FPMs (all classes)



Sold 38% bags **less** than the first 16 weeks of 2025 and 3,211 bags **less** than the 5-year average (2021 to 2025) of the 16 weeks of each year.

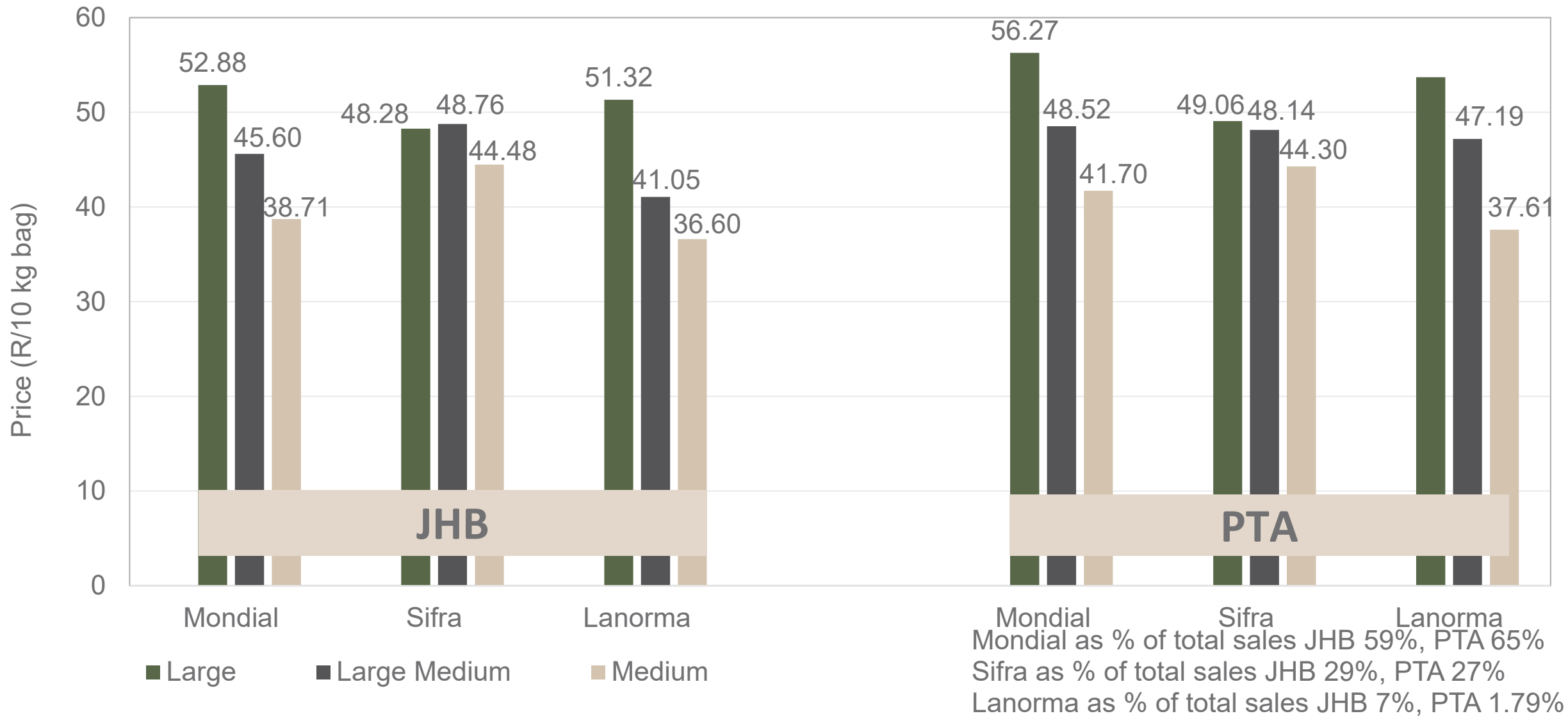
Average weekly prices and volumes for 10 kg bags of potatoes sold on selected markets from selected production regions



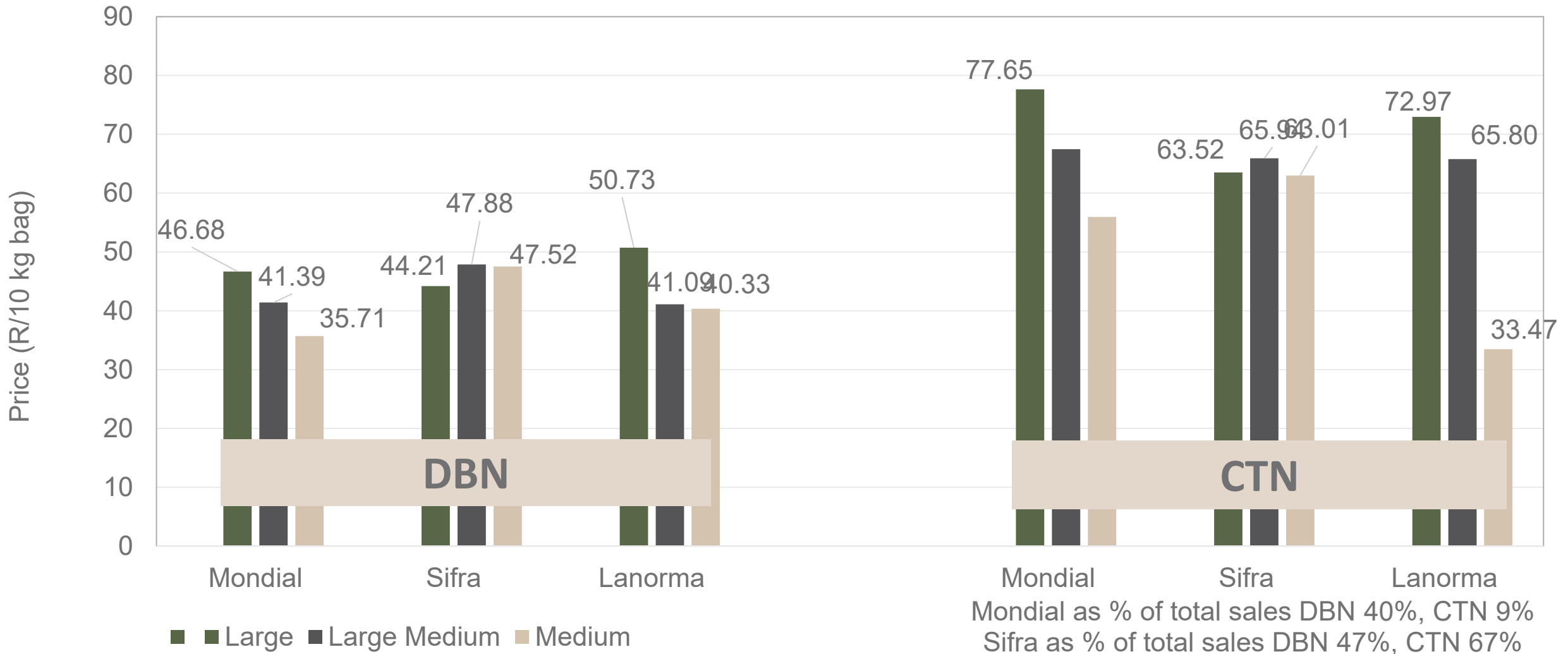
Klas & Grootte	Eastern Free State				Western Free State				North West				Northern Cape				Sandveld		North Eastern Cape				All Regions	
	JOH		PRE		JOH		PRE		JOH		PRE		JOH		PRE		CAP		POR		EAS		All Markets	
	Volume	Prices	Volume	Prices	Volume	Prices	Volume	Prices	Volume	Prices	Volume	Prices	Volume	Prices	Volume	Prices	Volume	Prices	Volume	Prices	Volume	Prices	Volume	Prices
	10kg	R/10kg	10kg	R/10kg	10kg	R/10kg	10kg	R/10kg	10kg	R/10kg	10kg	R/10kg	10kg	R/10kg	10kg	R/10kg	10kg	R/10kg	10kg	R/10kg	10kg	R/10kg	10kg	R/10kg
1L	80 405	53.77	30 907	57.16	52 308	50.75	23 059	53.26	13 069	48.94	5 675	54.41	5 067	50.70	920	51.01	1 135	57.88	2 715	59.59	2 589	60.28	416 376	52.01
1L/M	70 718	45.50	29 348	48.30	73 736	45.95	32 553	48.35	28 130	52.24	14 780	51.03	9 916	39.25	5 222	43.65	7 250	60.23	6 580	48.17	4 216	52.03	482 731	47.91
1M	40 806	37.91	12 627	39.77	57 350	42.09	20 482	43.43	14 530	48.19	5 835	48.39	6 928	30.91	3 698	37.21	17 436	56.28	5 852	54.14	4 729	48.79	330 748	44.42
1S	8 355	21.73	3 042	25.15	7 869	25.84	1 217	21.83	10 245	25.99	3 568	30.28	608	17.31	568	19.23	7 369	33.41	1 462	46.87	2 117	44.43	81 800	27.72
1S/M	8 314	29.11	2 955	34.23	25 547	30.92	5 103	32.73	16 376	33.84	6 057	37.25	2 949	22.85	729	28.80	1 892	38.13	120	50.00	143	49.38	135 279	32.61
1XL	2 963	55.96	-	-	-	-	-	-	-	-	-	-	-	-	-	-	-	-	-	-	-	-	5 493	52.70
1XS	1 738	15.20	-	-	3 160	19.87	-	-	5 397	33.77	-	-	-	-	-	-	-	-	-	-	-	-	12 574	23.64
1XXS	-	-	-	-	-	-	-	-	-	-	-	-	-	-	-	-	-	-	-	-	-	-	111	52.70
2L	21 836	43.68	14 194	48.18	4 701	38.11	8 210	44.07	1 973	39.80	868	49.33	3 651	37.91	407	38.49	1 295	52.67	880	55.00	1 064	51.11	107 633	43.73
2L/M	9 934	36.19	10 488	41.15	7 054	37.23	13 920	37.22	2 819	39.91	1 473	47.51	9 583	29.36	1 886	22.17	6 241	44.42	286	44.63	920	48.28	124 089	37.52
2M	10 471	30.44	10 465	35.46	7 179	34.04	9 575	33.52	1 654	27.72	258	35.60	3 909	24.30	111	30.09	10 073	37.75	2 815	45.83	1 323	42.63	101 321	32.51
2S	3 022	16.65	3 854	25.35	1 583	18.34	1 327	20.36	-	-	4	28.00	917	17.18	4	18.00	3 925	23.47	938	35.50	1 203	35.67	29 084	20.41
2S/M	1 504	19.92	1 006	28.61	2 928	24.59	2 739	24.10	245	20.04	402	26.50	97	24.75	338	20.46	170	17.35	-	-	-	-	25 199	22.59
2XL	-	-	-	-	-	-	-	-	-	-	-	-	-	-	-	-	-	-	-	-	-	-	21	30.00
2XS	-	-	-	-	-	-	-	-	44	9.55	-	-	-	-	-	-	-	-	-	-	-	-	2 157	8.01
2XXS	-	-	-	-	-	-	-	-	-	-	-	-	-	-	-	-	-	-	-	-	-	-	-	-
3L	5 378	35.29	7 030	35.95	2 346	31.95	2 936	37.57	110	28.00	-	-	4 923	26.04	195	33.23	930	31.95	-	-	-	-	51 256	31.32
3L/M	6 950	26.00	5 434	32.19	4 064	26.94	4 282	36.22	5 417	33.18	1 845	33.69	607	23.63	110	30.00	-	-	-	-	-	-	54 032	31.19
3M	6 844	23.14	5 159	29.24	5 732	20.36	3 347	26.85	2 860	25.87	1 365	27.31	2 370	21.28	149	20.07	2 261	27.53	1 760	32.64	1 883	31.56	67 086	25.06
3S/M	557	17.06	1 405	25.14	-	-	348	18.35	730	13.67	284	19.51	38	17.11	100	15.00	-	-	-	-	-	-	12 243	19.07
3XS	-	-	-	-	-	-	-	-	-	-	-	-	-	-	-	-	-	-	-	-	-	-	-	-
3XXS	-	-	-	-	-	-	-	-	-	-	-	-	-	-	-	-	-	-	-	-	-	-	-	-
4L	-	-	3 065	29.37	-	-	110	20.00	-	-	-	-	-	-	-	-	59	30.00	-	-	-	-	6 230	29.17
4L/M	-	-	2 464	30.88	-	-	-	-	-	-	-	-	-	-	-	-	411	17.82	-	-	-	-	5 661	25.05
4M	-	-	826	21.76	-	-	277	8.80	-	-	-	-	-	-	110	22.00	853	17.31	90	29.39	-	-	3 931	19.37
4S	-	-	-	-	-	-	-	-	-	-	-	-	-	-	-	-	-	-	-	-	-	-	-	-
4S/M	-	-	192	14.49	-	-	77	20.00	-	-	-	-	-	-	-	-	-	-	-	-	-	-	379	15.76
Total	279 795	42.72	145 230	43.31	255 667	41.47	130 240	42.66	103 599	41.71	43 791	44.72	51 563	32.28	14 547	36.36	71 448	40.82	24 863	47.80	20 375	47.61	2 084 738	41.69

Data disclaimer: Potatoes SA does not take responsibility for the accuracy or interpretation of company data re-purposed by 3rd parties

PTA & JHB markets: Average Prices - Different Sizes (only 10 kg bags)



DBN & CTN markets: Average Prices - Different Sizes (only 10 kg bags)




Mondial as % of total sales DBN 40%, CTN 9%
 Sifra as % of total sales DBN 47%, CTN 67%
 Lanorma as % of total sales DBN 2.71%, CTN 19%

Thank you for your time


Feel free to contact us

 Lebo@potatoes.co.za

Jodie@potatoes.co.za

 +27 (0)12 349 1906

 6 De Havilland Crescent
Persequor Techno Park
Persequor Park
Pretoria

 www.potatoes.co.za



Potatoes
Aartappels SA