



Weekly Market Information

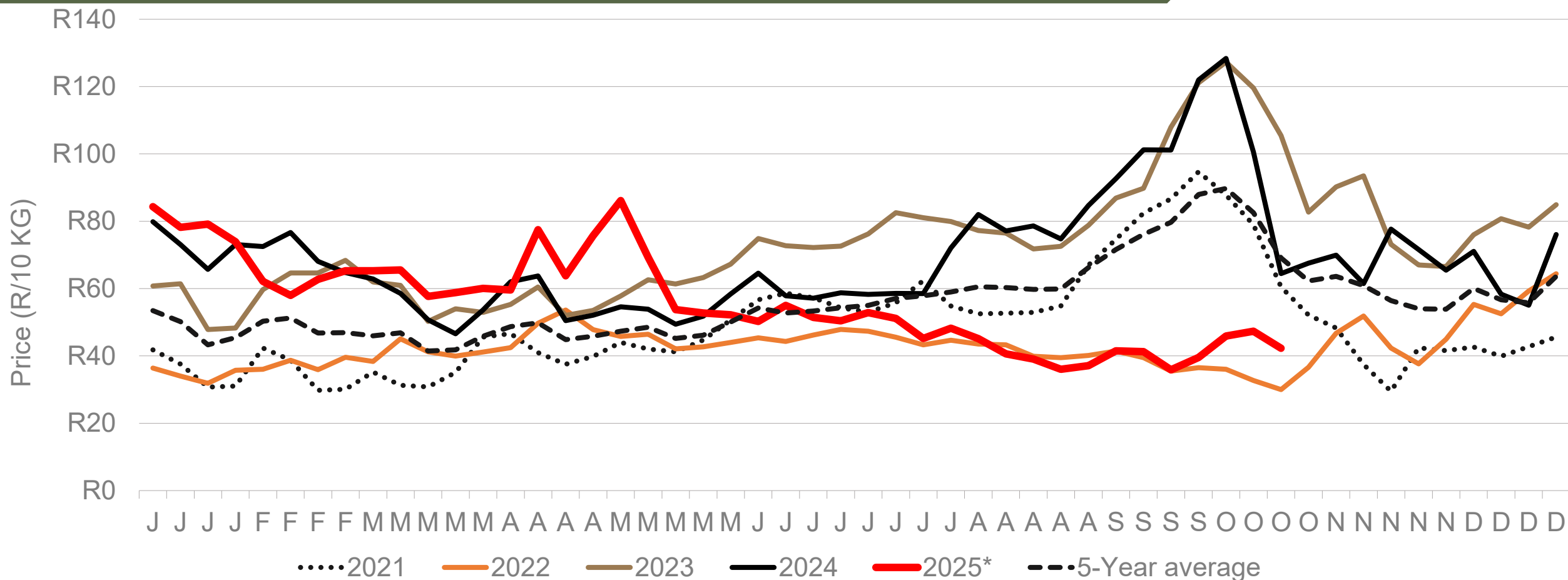
17 October 2025



Potatoes
Aartappels SA

www.potatoes.co.za


Average weekly price – all markets & all classes



Number of bags sold

12%

(Week on Week)



Average weekly price

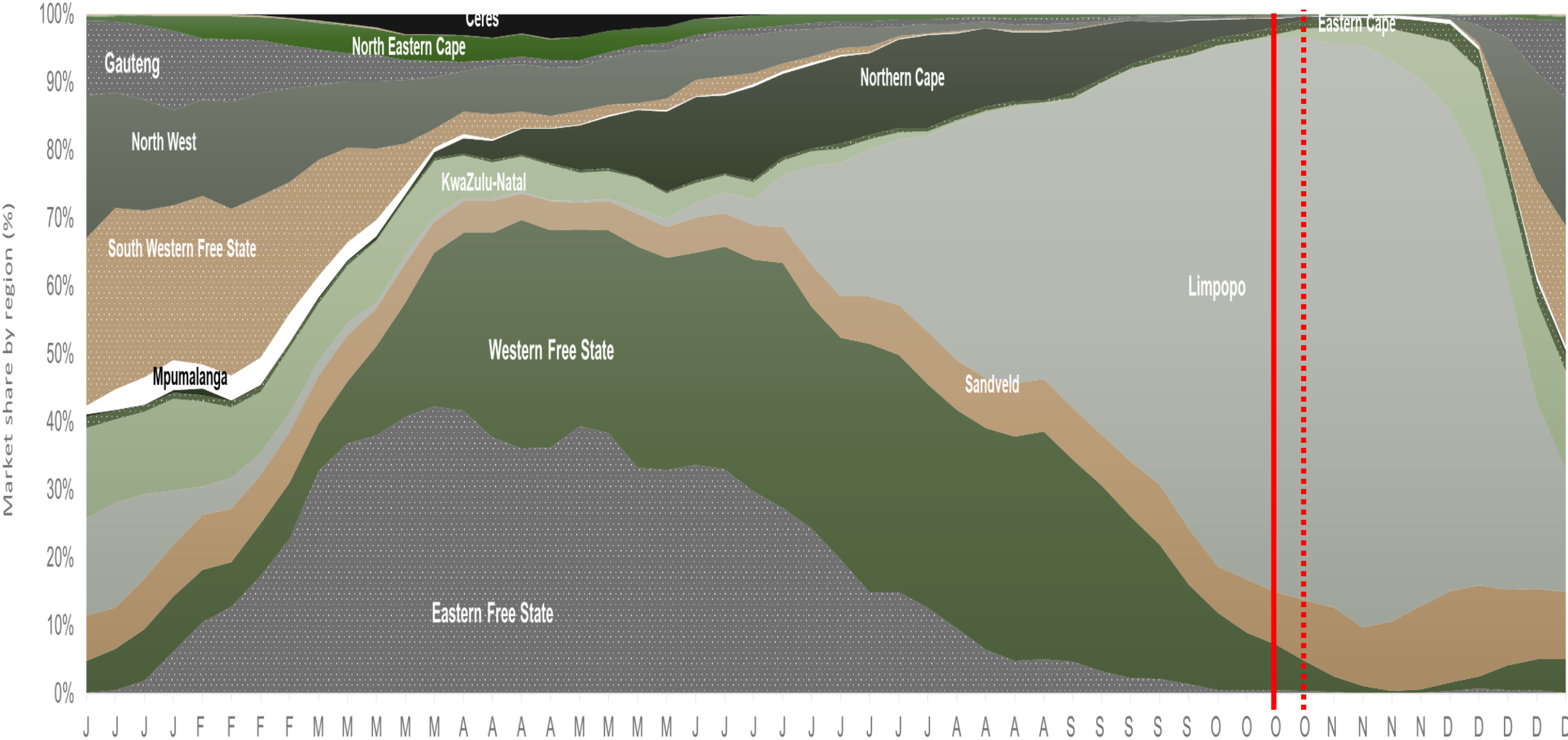
11%

(Week on week)



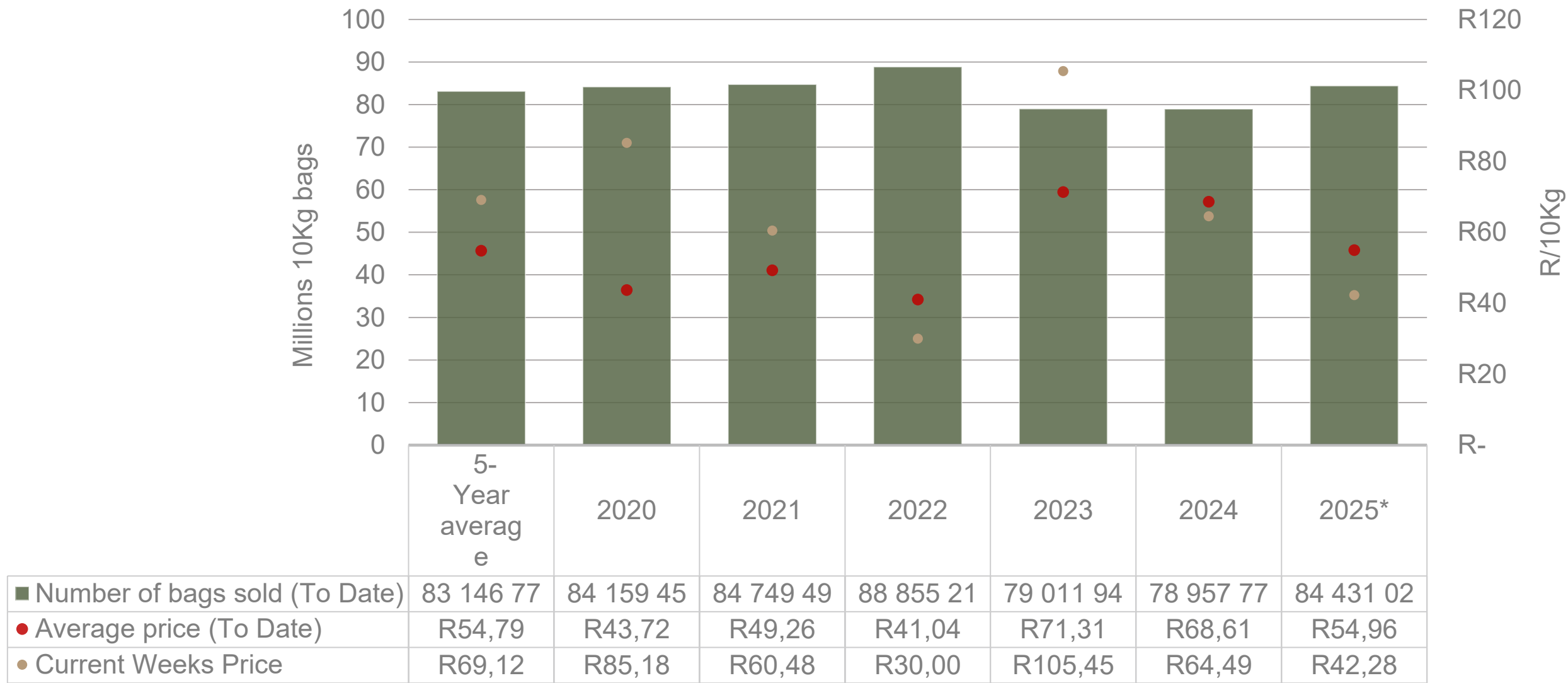
Data disclaimer: Potatoes SA does not take responsibility for the accuracy or interpretation of company data re-purposed by 3rd parties

Market share of regions on fresh produce markets 2019-2024



Data disclaimer: Potatoes SA does not take responsibility for the accuracy or interpretation of company data re-purposed by 3rd parties

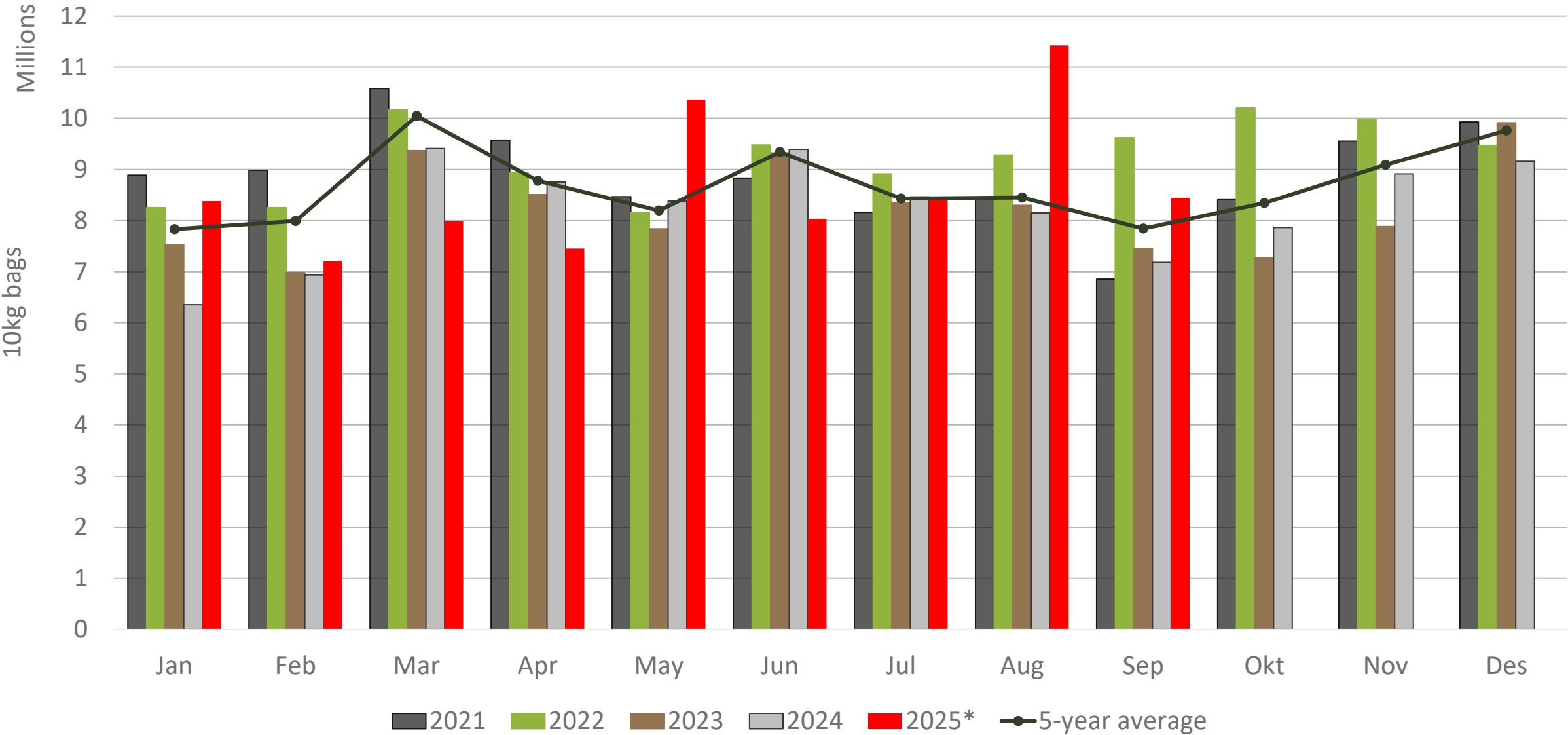
Cumulative total number of 10 kg bags sold on markets



Sold 1,284,246 bags **more** than the **5-year average** (2020 to 2024) of the first 42 weeks of 2025

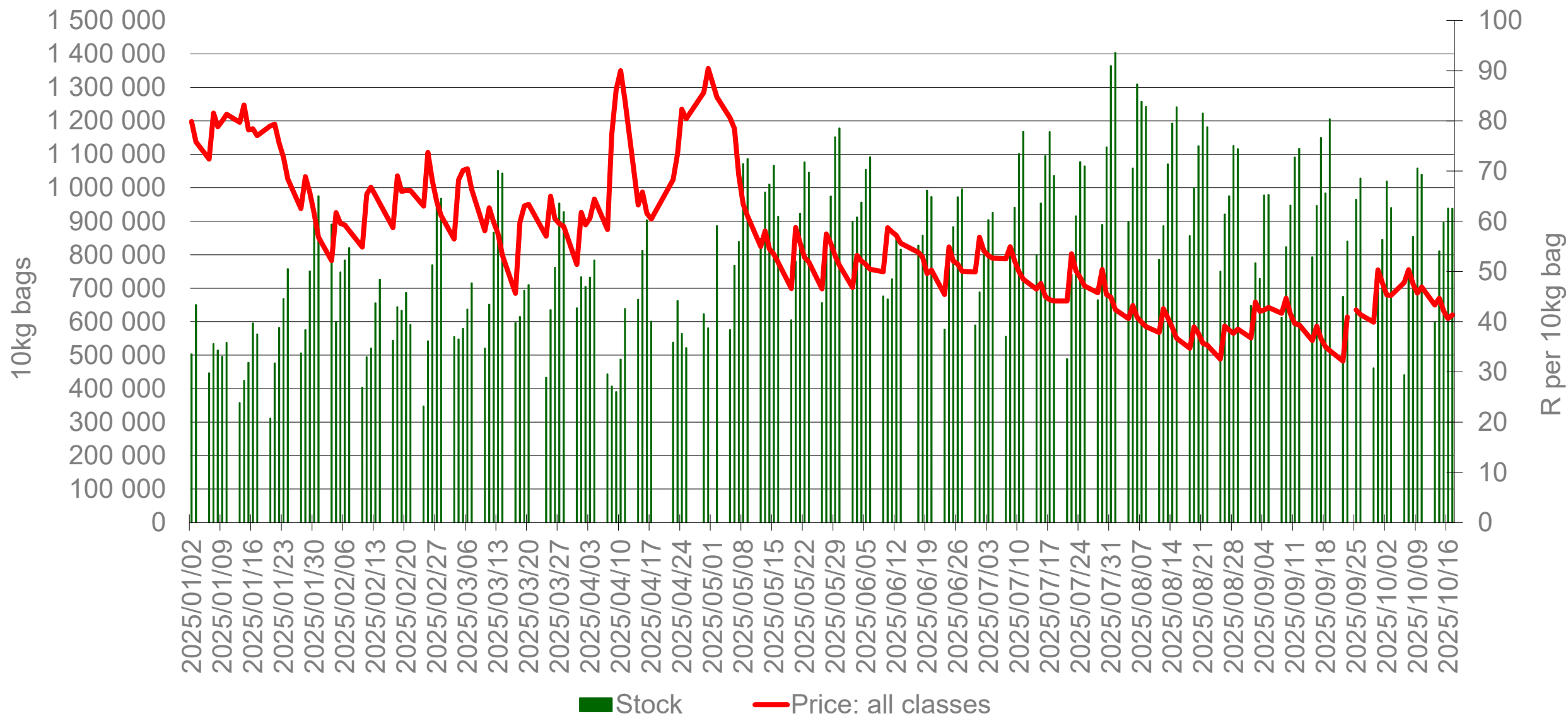
Data disclaimer: Potatoes SA does not take responsibility for the accuracy or interpretation of company data re-purposed by 3rd parties

Monthly sales volumes on markets: Potatoes



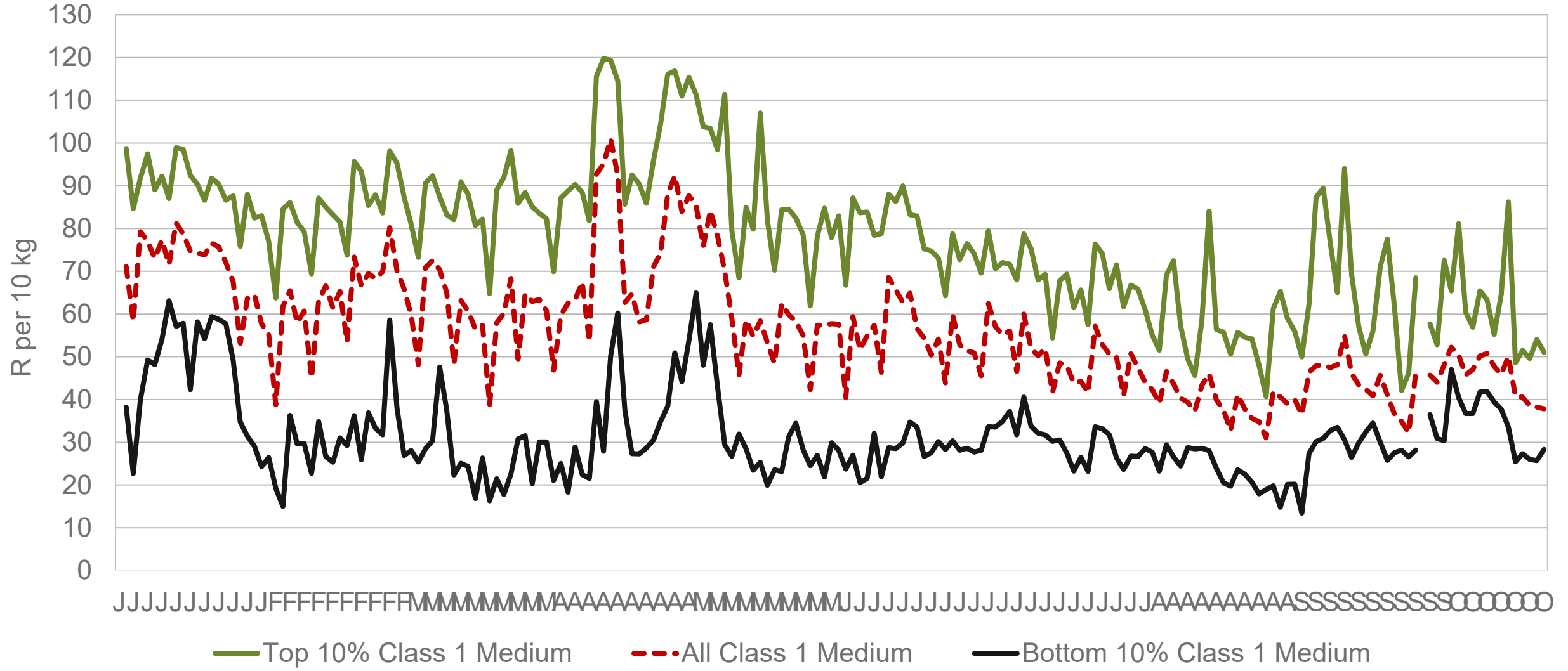
Data disclaimer: Potatoes SA does not take responsibility for the accuracy or interpretation of company data re-purposed by 3rd parties

RSA daily price versus daily available stocks (all classes & all sizes)



Data disclaimer: Potatoes SA does not take responsibility for the accuracy or interpretation of company data re-purposed by 3rd parties

JHB market daily : Top 10% versus bottom 10% prices – Class 1 Medium (since January 2025)



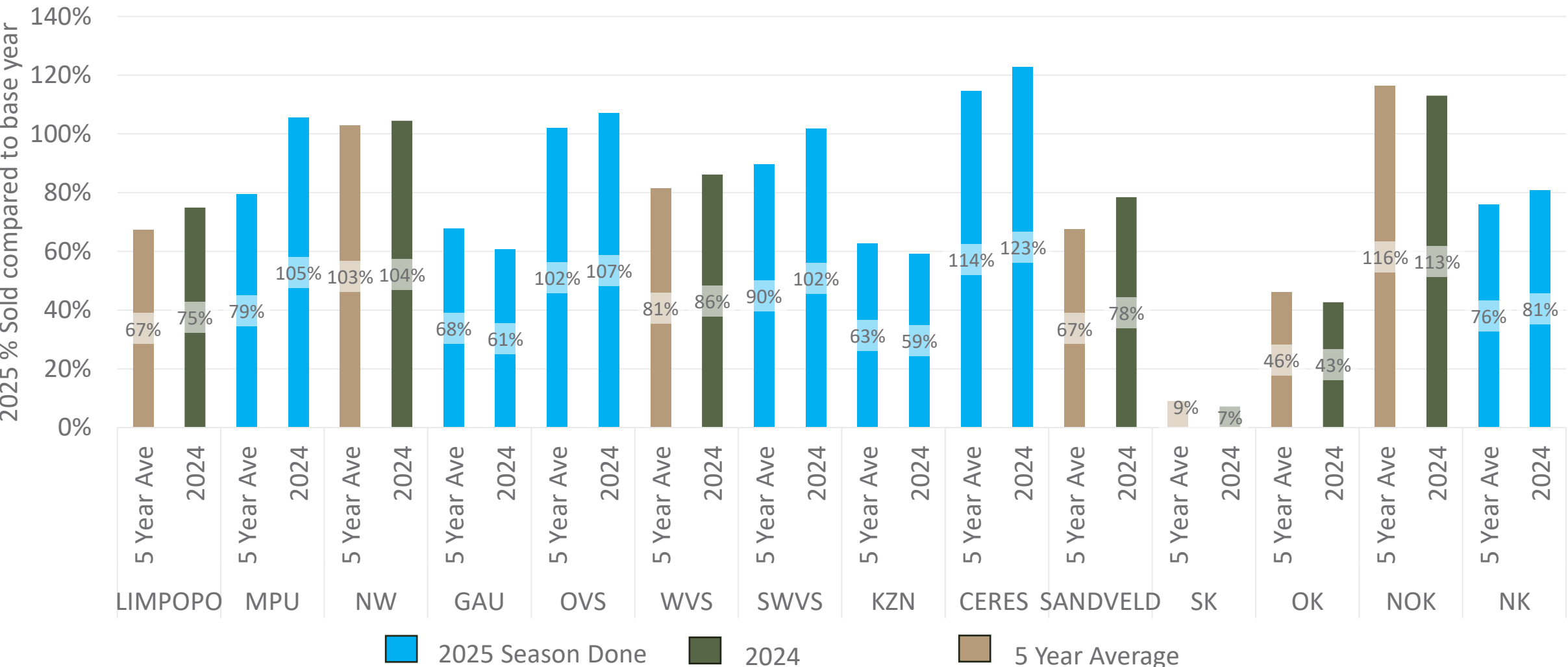
Data disclaimer: Potatoes SA does not take responsibility for the accuracy or interpretation of company data re-purposed by 3rd parties

FPM Sales pace comparison per region

2025 compared to 5-year average and 2024

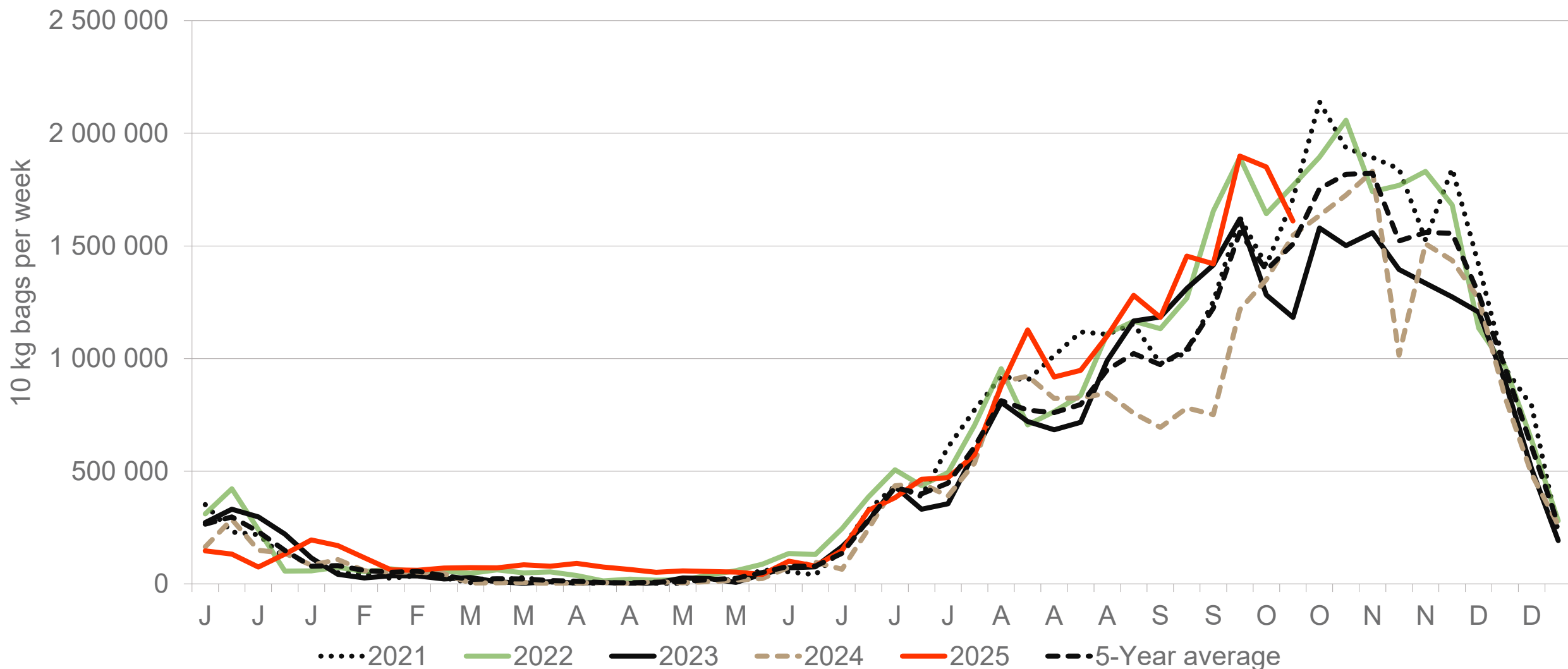


The *FPM Sales pace* compares the current year’s cumulative volumes sold on the FPM with the previous year and the five-year average. Differences in these trends reflect variations in hectares planted, regional weather conditions, yield performance, and market timing. Blue indicates regions that are done delivering for this season. Seasons are based on calendar year.
Note: This comparison is based on total volumes sold, not on hectares planted



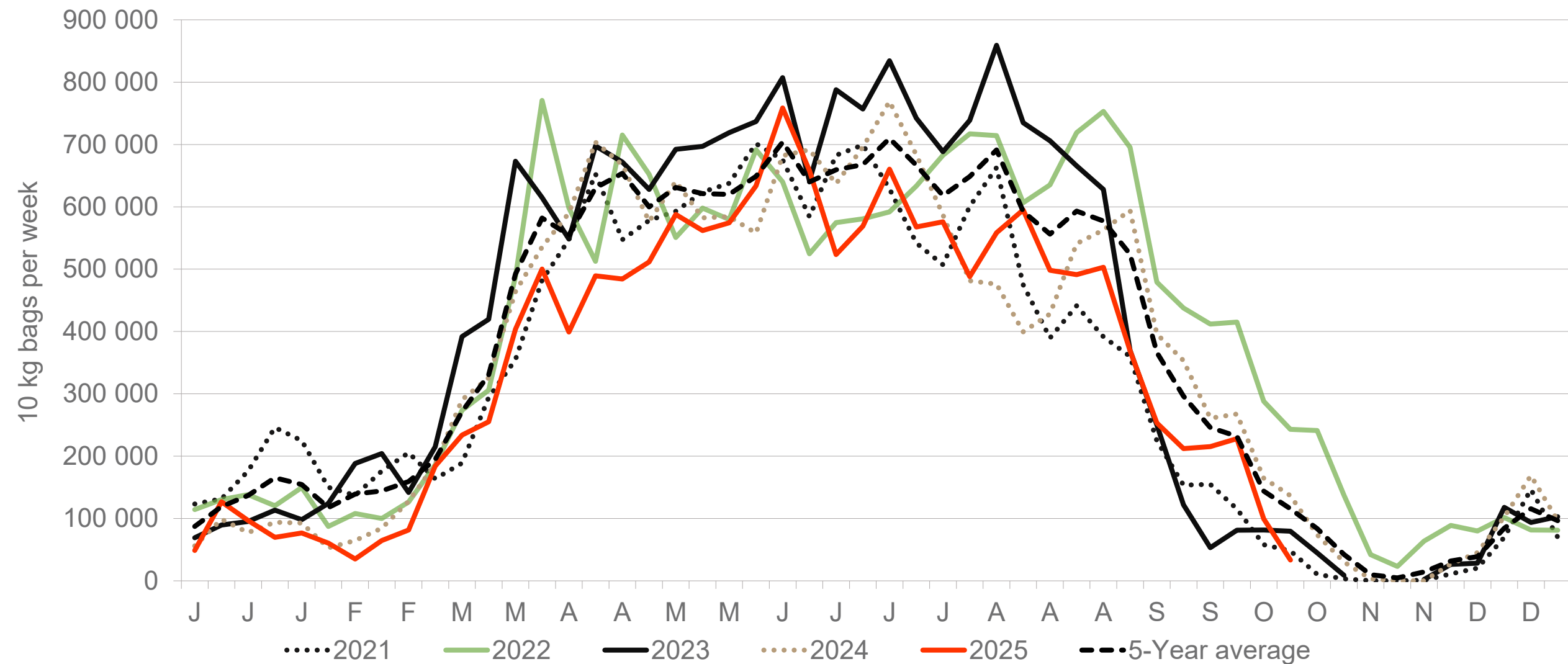
Data disclaimer: Potatoes SA does not take responsibility for the accuracy or interpretation of company data re-purposed by 3rd parties

Limpopo: Amount of 10 kg bags per week sold on FPMs (all classes)



Sold 35% bags more than the first 42 weeks of 2024 and 3,385,783bags more than the 5-year average (2020 to 2024) of the first 42 weeks of each year

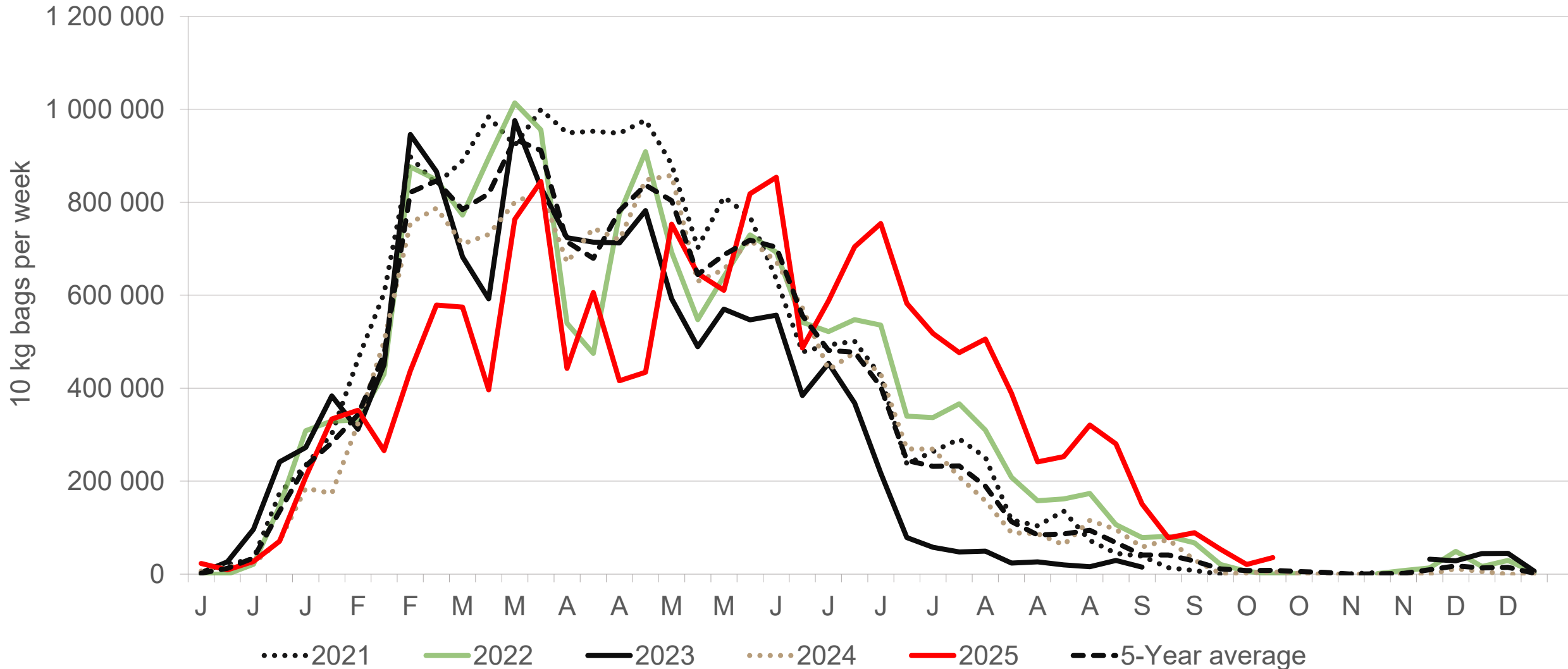
Western Free State : Amount of 10 kg bags per week sold on FPMs (all classes)



Sold 11% bags less than the first 42 weeks of 2024 and 2,965,142 bags less than the 5-year average (2020 to 2024) of the first 42 weeks of each year.

Data disclaimer: Potatoes SA does not take responsibility for the accuracy or interpretation of company data re-purposed by 3rd parties

Eastern Free State: Amount of 10 kg bags per week sold on FPMs (all classes)



Sold 7% bags more than the first 42 weeks of 2024 and 392,585 more than the 5-year average (2020 to 2024) of the first 42 weeks of each year.

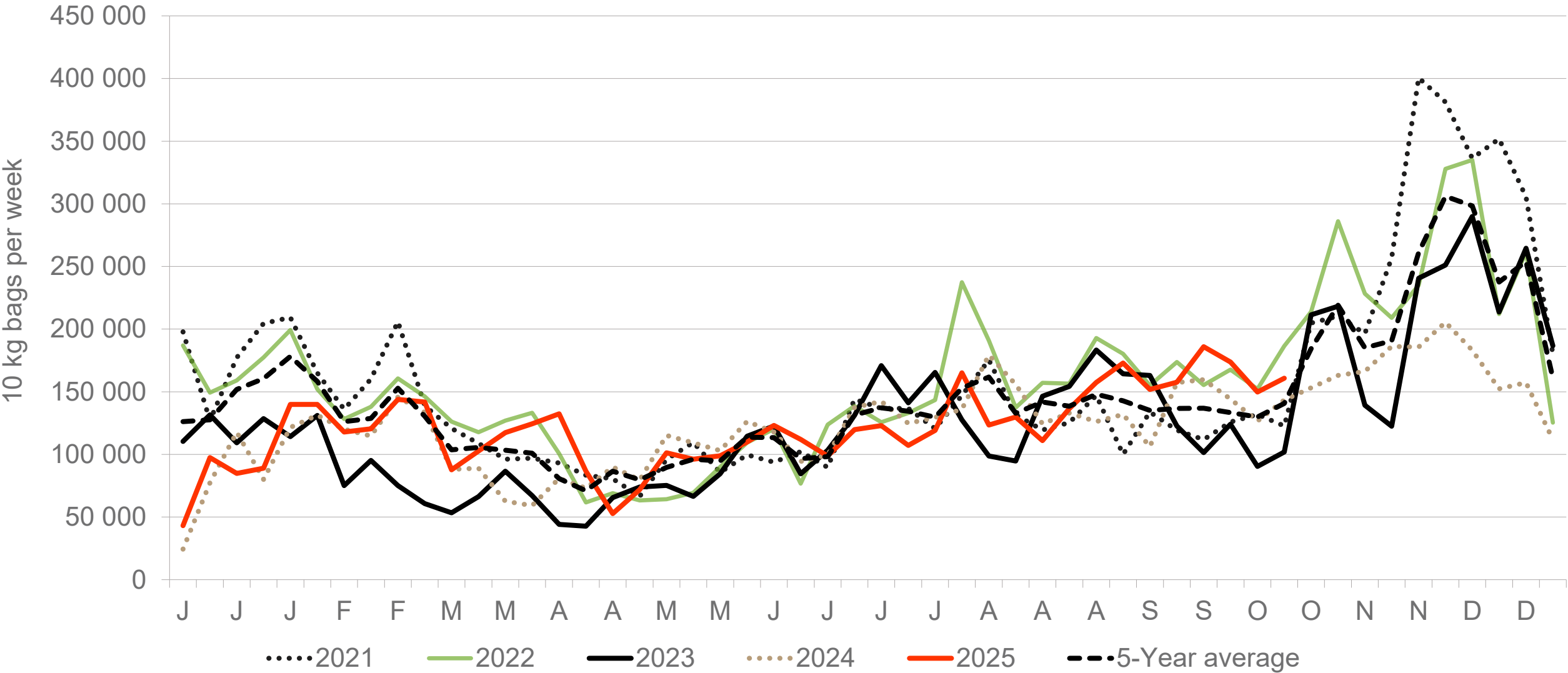


Potatoes
Aartappels SA



Data disclaimer: Potatoes SA does not take responsibility for the accuracy or interpretation of company data re-purposed by 3rd parties

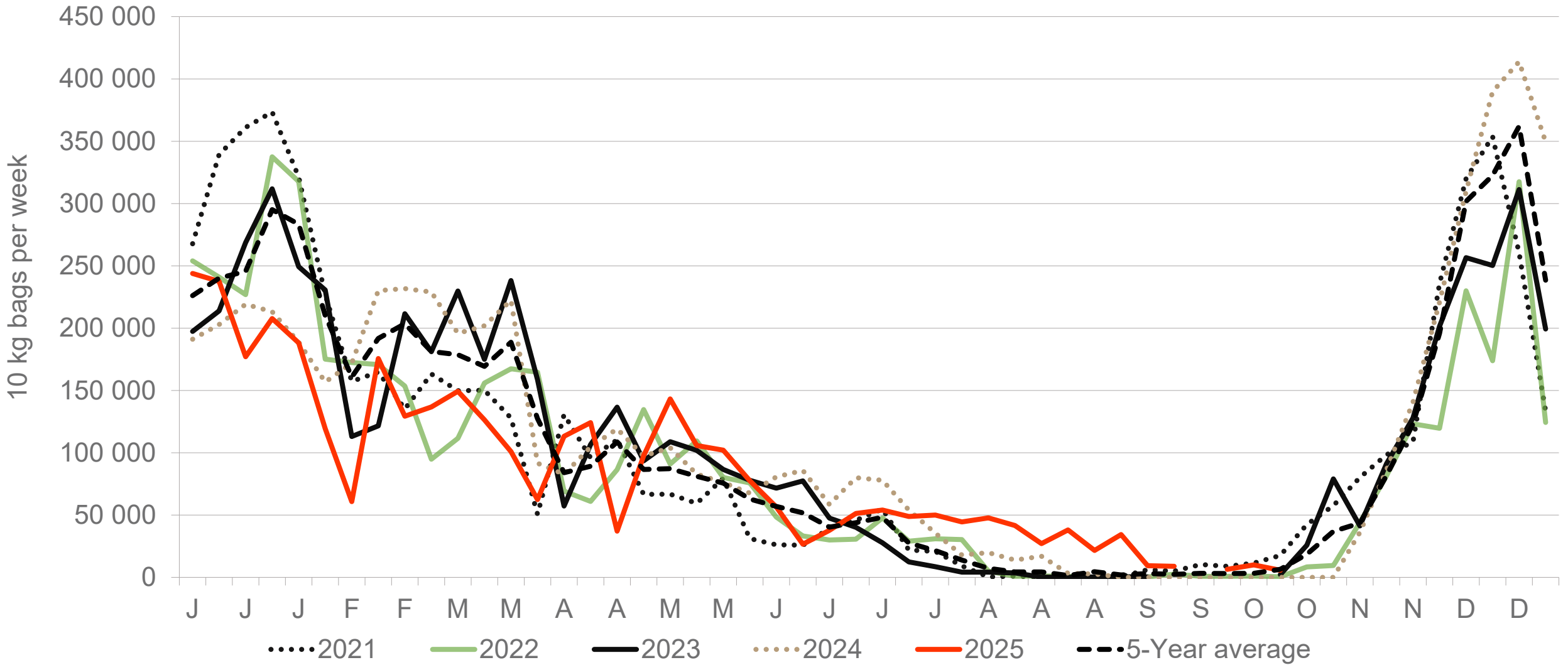
Sandveld: Amount of 10 kg bags per week sold on FPMs (all classes)



Sold 6% bags more than the first 42 weeks of 2024 and 160,467 bags less than the 5-year average (2020 to 2024) of the first 42 weeks of each year.

Data disclaimer: Potatoes SA does not take responsibility for the accuracy or interpretation of company data re-purposed by 3rd parties

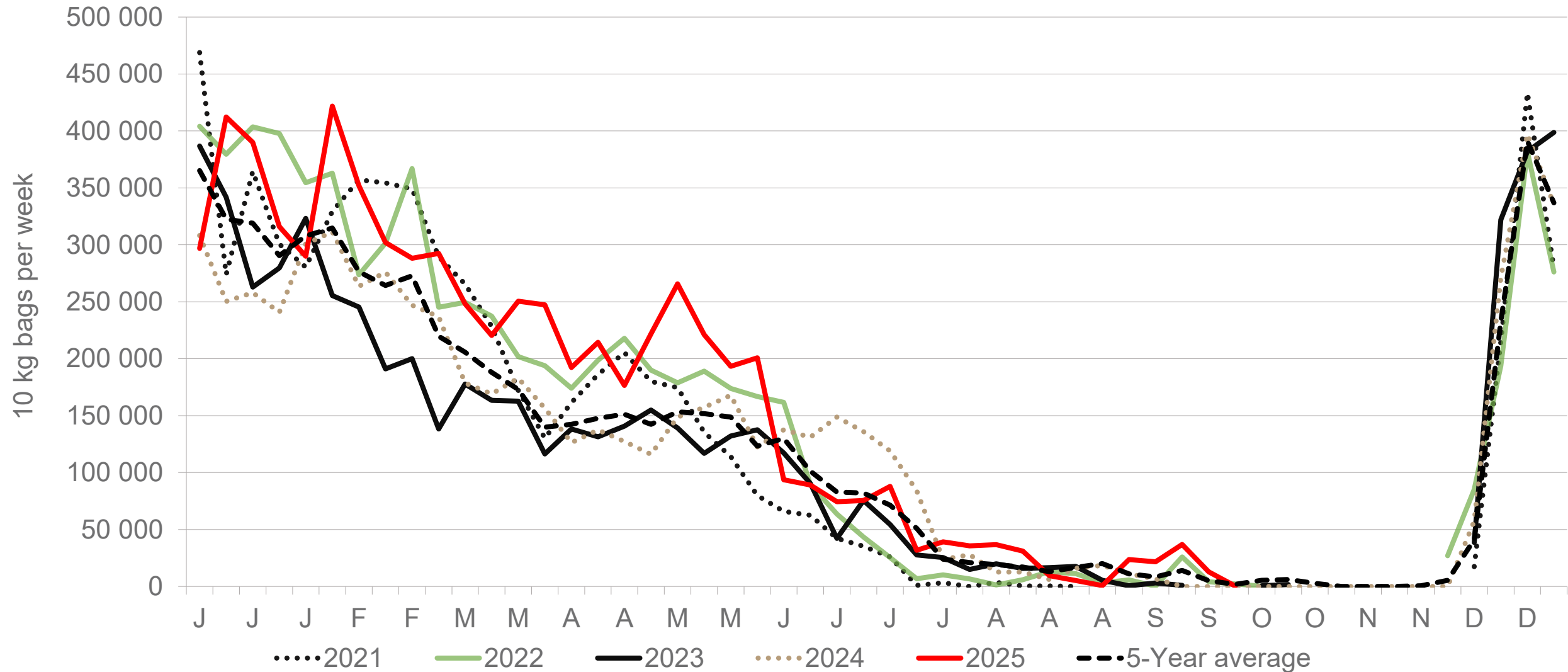
KwaZulu-Natal: Amount of 10 kg bags per week sold on FPMs (all classes)



Sold 12% bags less than the first 42 weeks of 2024 and 390,005 bags less than the 5-year average (2020 to 2024) of the first 42 weeks of each year.

Data disclaimer: Potatoes SA does not take responsibility for the accuracy or interpretation of company data re-purposed by 3rd parties

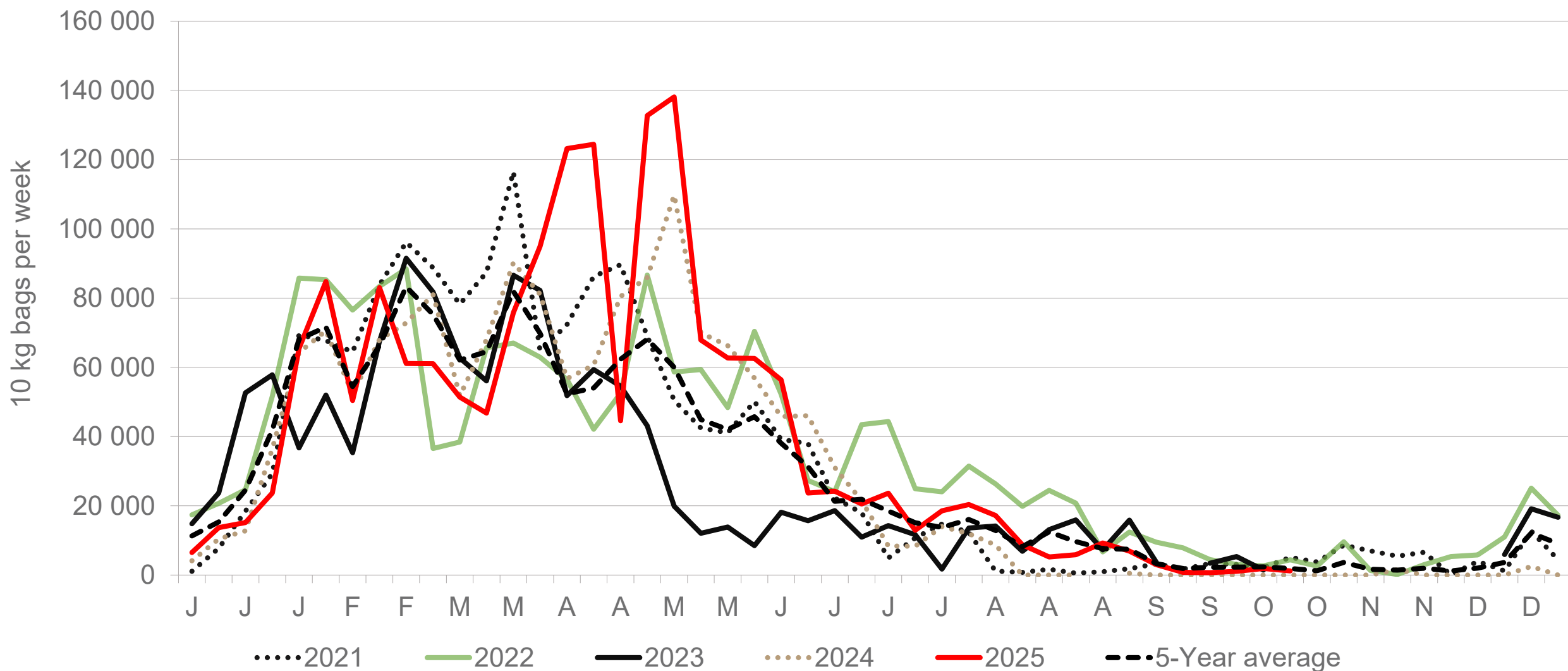
North-West: Amount of 10 kg bags per week sold on FPMs (all classes)



Sold 25% bags more than the first 42 weeks of 2024 and 1,199,372 more than the 5-year average (2020 to 2024) of the first 42 weeks of each year.

Data disclaimer: Potatoes SA does not take responsibility for the accuracy or interpretation of company data re-purposed by 3rd parties

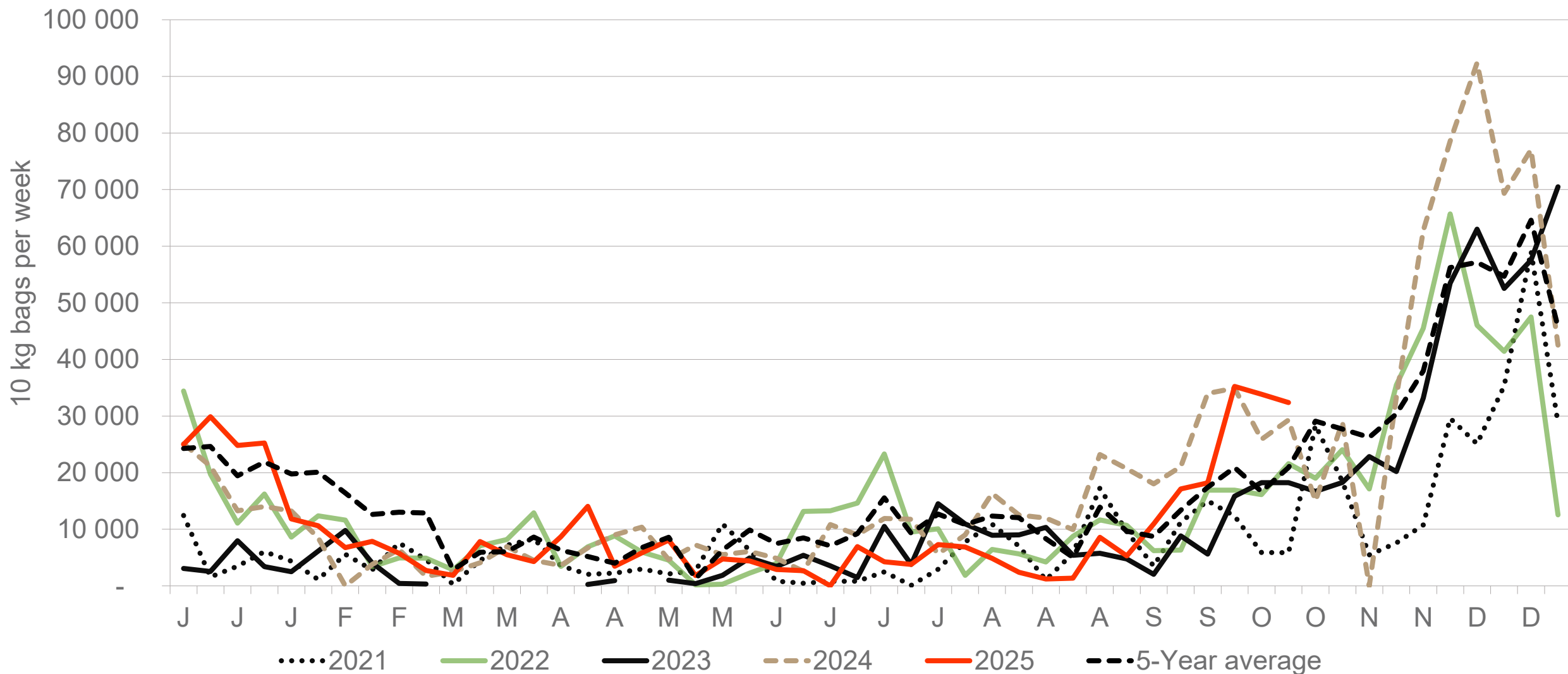
North Eastern Cape: Amount of 10 kg bags per week sold on FPMs (all classes)



Sold 13% bags more than the first 42 weeks of 2024 and 283,970 bags more than the 5-year average (2020 to 2024) of the first 42 weeks of each year.

Data disclaimer: Potatoes SA does not take responsibility for the accuracy or interpretation of company data re-purposed by 3rd parties

Eastern Cape: Amount of 10 kg bags per week sold on FPMs (all classes)



Sold 15% bags less than the first 42 weeks of 2024 and 12,801 bags less than the 5-year average (2020 to 2024) of the 42 weeks of each year.

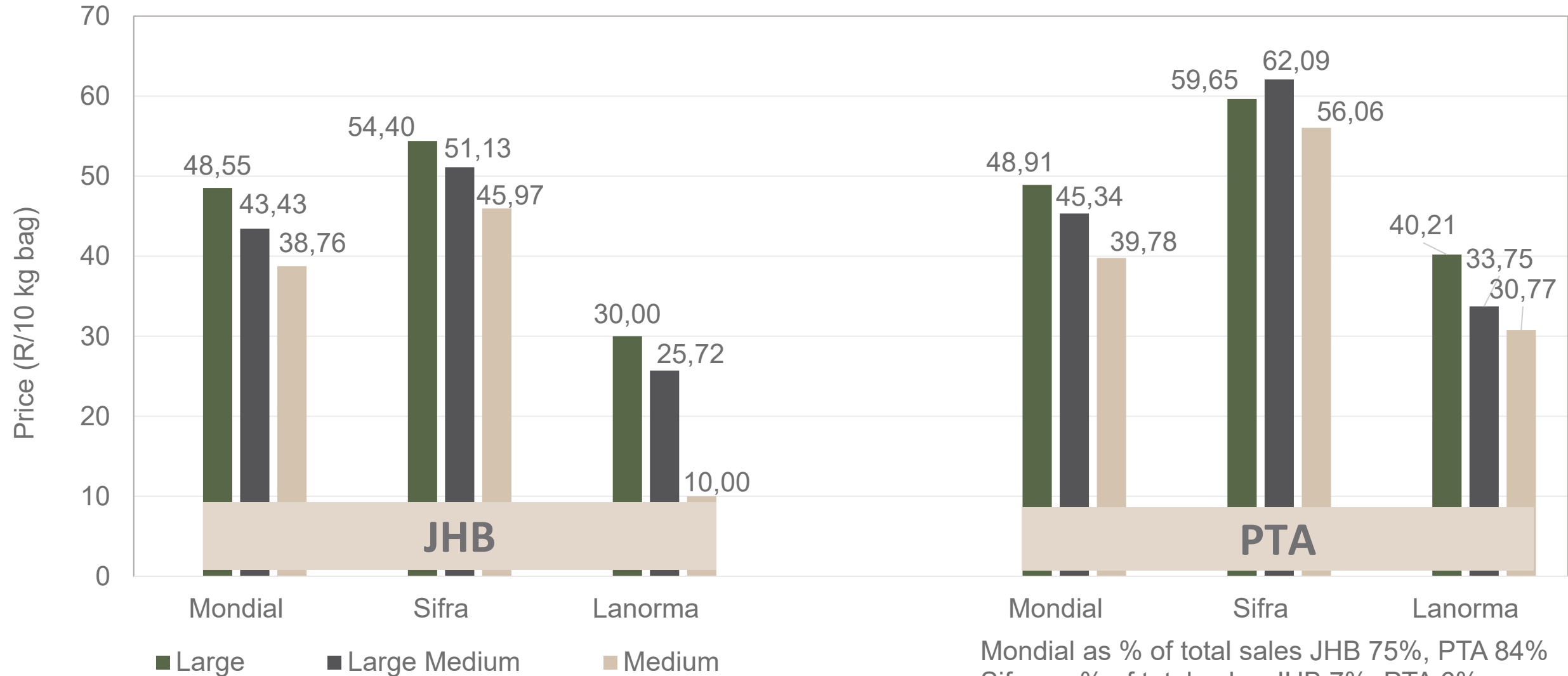
Average weekly prices and volumes for 10 kg bags of potatoes sold on selected markets from selected production regions



	Limpopo												Sandveld		Eastern Free State		Eastern Cape		All Regions	
Klas & Grootte	JOH		PRE		DUR		SPR		BLO		KLE		CAP		JOH		POR		All Markets	
	Volume	Prices	Volume	Prices	Volume	Prices	Volume	Prices	Volume	Prices	Volume	Prices	Volume	Prices	Volume	Prices	Volume	Prices	Volume	Prices
	10kg	R/10kg	10kg	R/10kg	10kg	R/10kg	10kg	R/10kg	10kg	R/10kg	10kg	R/10kg	10kg	R/10kg	10kg	R/10kg	10kg	R/10kg	10kg	R/10kg
1L	186 231	48.46	96 921	49.37	21 252	55.23	27 095	48.22	16 013	56.83	11 289	55.25	18 524	55.86	5 354	47.64	3 300	61.53	420 957	50.59
1L/M	243 603	43.27	98 227	46.08	45 506	52.18	30 279	43.06	13 625	57.01	18 635	50.59	46 265	49.97	2 419	44.00	3 375	54.54	544 175	46.50
1M	179 346	38.92	63 000	41.74	50 481	47.18	17 609	38.45	8 237	53.28	11 158	45.86	30 274	46.90	1 624	37.43	5 772	50.46	407 003	42.39
1S	43 995	24.79	17 800	25.33	20 263	27.37	8 199	25.18	1 499	38.37	6 285	29.32	13 972	33.11	111	24.95	3 318	37.56	129 068	27.70
1S/M	39 301	31.55	17 707	29.92	5 156	51.29	3 285	33.20	2 066	45.30	2 281	37.39	1 809	42.92	304	28.96	678	47.15	80 381	34.67
1XL	2 278	51.11	-	-	-	-	-	-	-	-	-	-	-	-	3 763	32.24	-	-	6 041	39.36
1XS	33 810	17.76	-	-	-	-	-	-	-	-	-	-	-	-	-	-	-	-	34 734	17.68
1XXS	-	-	-	-	-	-	-	-	-	-	-	-	-	-	-	-	-	-	-	-
2L	22 741	41.52	14 795	43.72	1 812	50.04	5 540	42.05	1 327	57.91	3 767	50.05	6 680	46.92	126	46.43	328	55.43	72 013	44.52
2L/M	19 215	35.17	11 766	41.99	3 093	43.79	3 083	39.75	1 952	54.94	2 985	46.26	8 705	46.02	-	-	839	46.64	68 894	41.06
2M	14 622	28.57	5 974	34.13	3 658	35.86	2 282	35.95	305	53.87	2 190	39.51	14 686	41.48	-	-	2 083	40.13	62 439	34.99
2S	3 603	21.83	1 135	17.90	2 622	25.13	528	23.68	218	47.69	110	25.00	4 466	27.23	-	-	504	30.97	14 720	24.39
2S/M	3 101	29.16	1 299	26.72	1 835	28.68	216	36.95	440	39.26	6	30.00	420	35.24	-	-	-	-	13 302	25.42
2XL	-	-	-	-	-	-	-	-	-	-	-	-	-	-	118	50.00	-	-	118	50.00
2XS	46	12.00	-	-	-	-	-	-	-	-	-	-	-	-	-	-	-	-	1 723	9.49
2XXS	-	-	-	-	-	-	-	-	-	-	-	-	-	-	-	-	-	-	-	-
3L	2 761	33.75	1 873	38.83	624	33.76	903	35.19	-	-	220	42.50	70	34.86	445	38.00	-	-	24 896	33.38
3L/M	4 357	26.38	656	34.13	206	34.61	78	33.54	-	-	-	-	-	-	-	-	-	-	12 024	24.51
3M	5 461	27.91	2 944	30.92	1 570	26.09	443	35.98	-	-	389	44.15	1 147	30.92	-	-	2 172	28.18	24 530	29.74
3S/M	-	-	-	-	-	-	110	36.70	-	-	-	-	-	-	-	-	-	-	801	15.52
3XS	-	-	-	-	-	-	-	-	-	-	-	-	-	-	-	-	-	-	-	-
3XXS	-	-	-	-	-	-	-	-	-	-	-	-	-	-	-	-	-	-	-	-
4L	-	-	-	-	-	-	-	-	-	-	-	-	-	-	-	-	-	-	869	13.77
4L/M	-	-	-	-	-	-	110	23.05	-	-	-	-	-	-	-	-	-	-	963	18.83
4M	-	-	220	7.27	-	-	12	30.00	-	-	16	5.00	-	-	-	-	-	-	1 130	15.83
4S	-	-	-	-	-	-	-	-	-	-	-	-	-	-	-	-	-	-	57	10.00
4S/M	-	-	-	-	-	-	-	-	-	-	-	-	-	-	-	-	-	-	3	20.00
Total	804 525	39.98	340 635	42.96	162 885	45.24	101 584	40.79	45 698	54.83	60 654	46.44	157 602	44.39	14 434	40.92	23 907	45.25	1 951 187	42.28

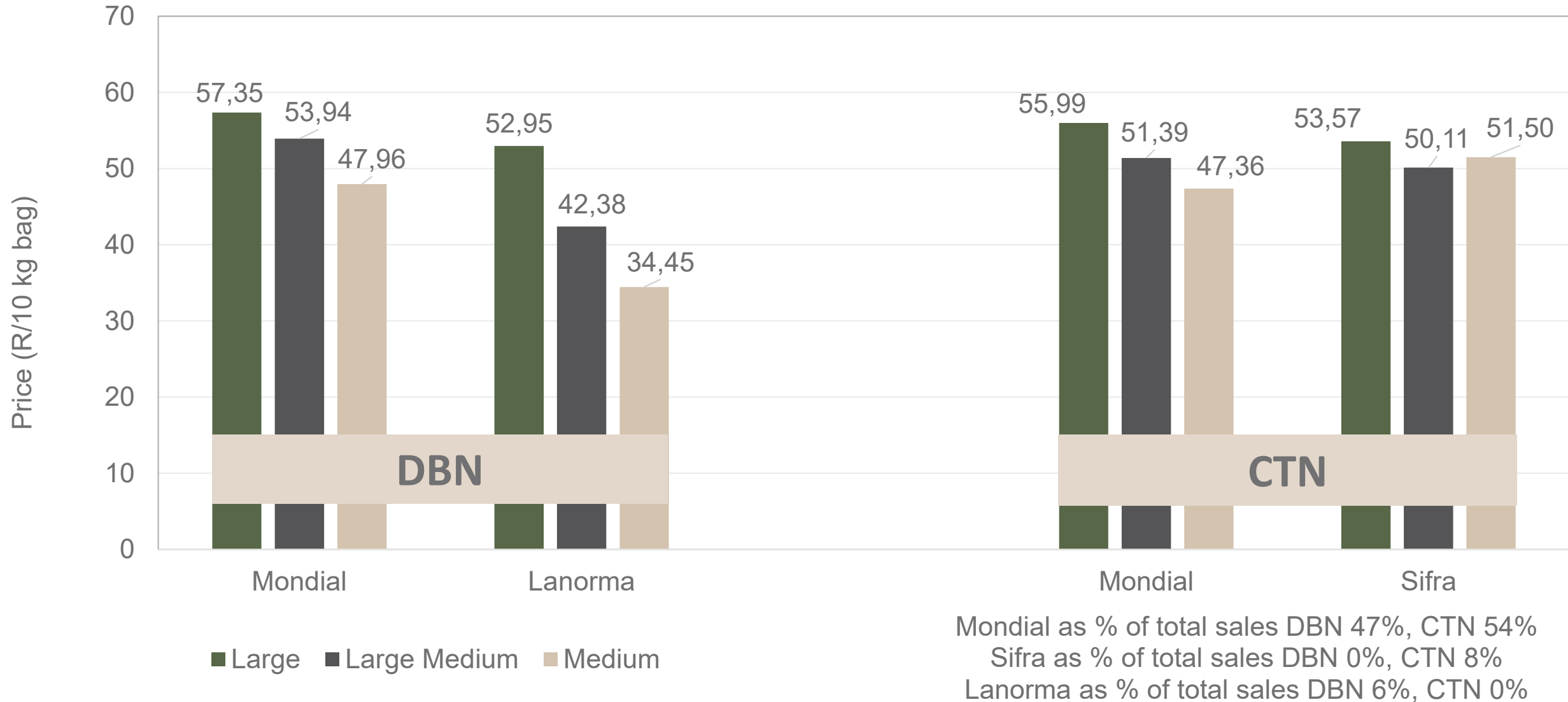
Data disclaimer: Potatoes SA does not take responsibility for the accuracy or interpretation of company data re-purposed by 3rd parties

PTA & JHB markets: Average Prices - Different Sizes (only 10 kg bags)



Mondial as % of total sales JHB 75%, PTA 84%
Sifra as % of total sales JHB 7%, PTA 6%
Lanorma as % of total sales JHB 1%, PTA 2%

DBN & CTN markets: Average Prices - Different Sizes (only 10 kg bags)



Thank you for your time

Feel free to contact us



Dikgetho@potatoes.co.za
Jodie@potatoes.co.za



+27 (0)12 349 1906



6 De Havilland Crescent
Persekor Techno Park
Persekor Park
Pretoria



www.potatoes.co.za



**Potatoes
Aartappels SA**