



**Weekly Market Information**

**19 September 2025**

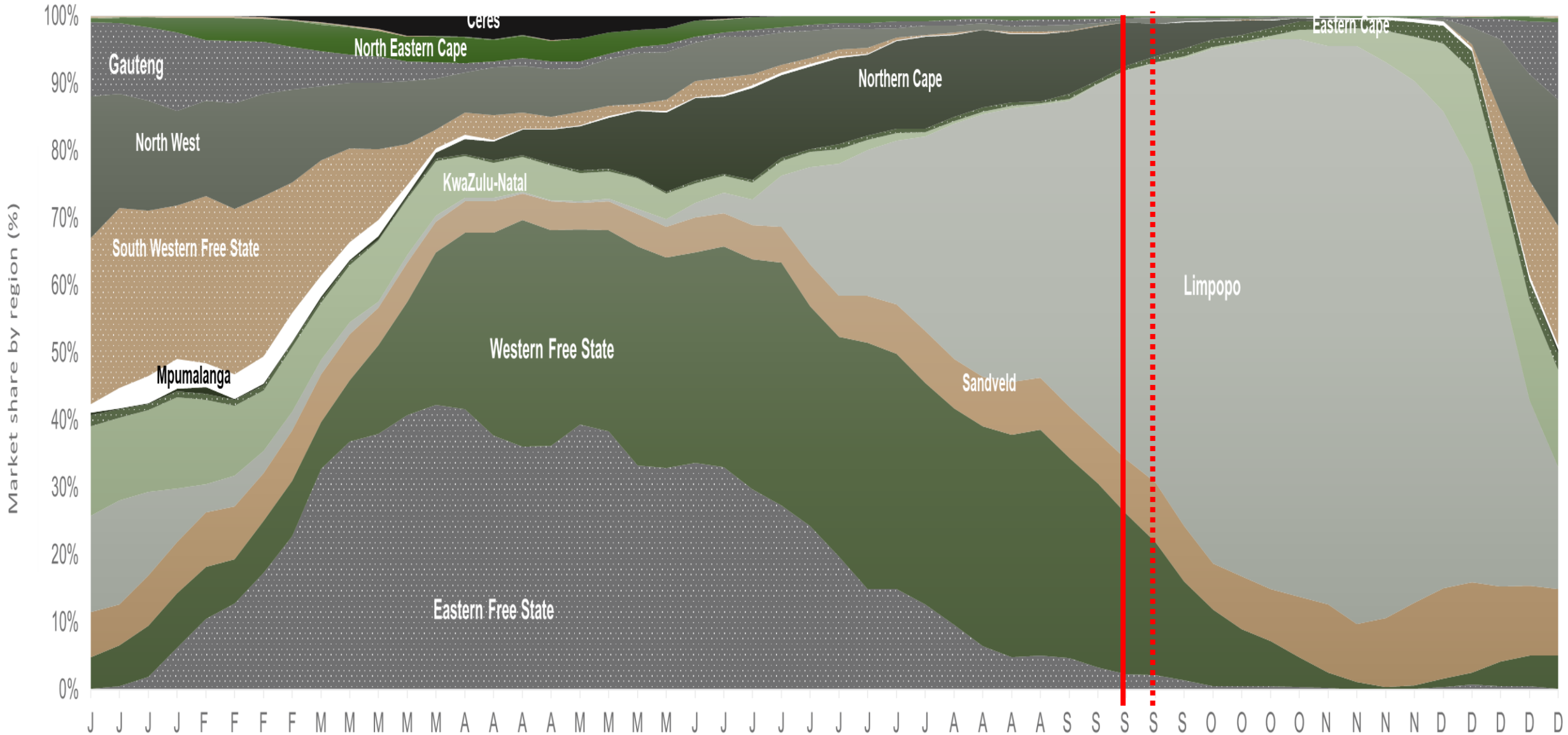


**Potatoes  
Aartappels SA**

[www.potatoes.co.za](http://www.potatoes.co.za)

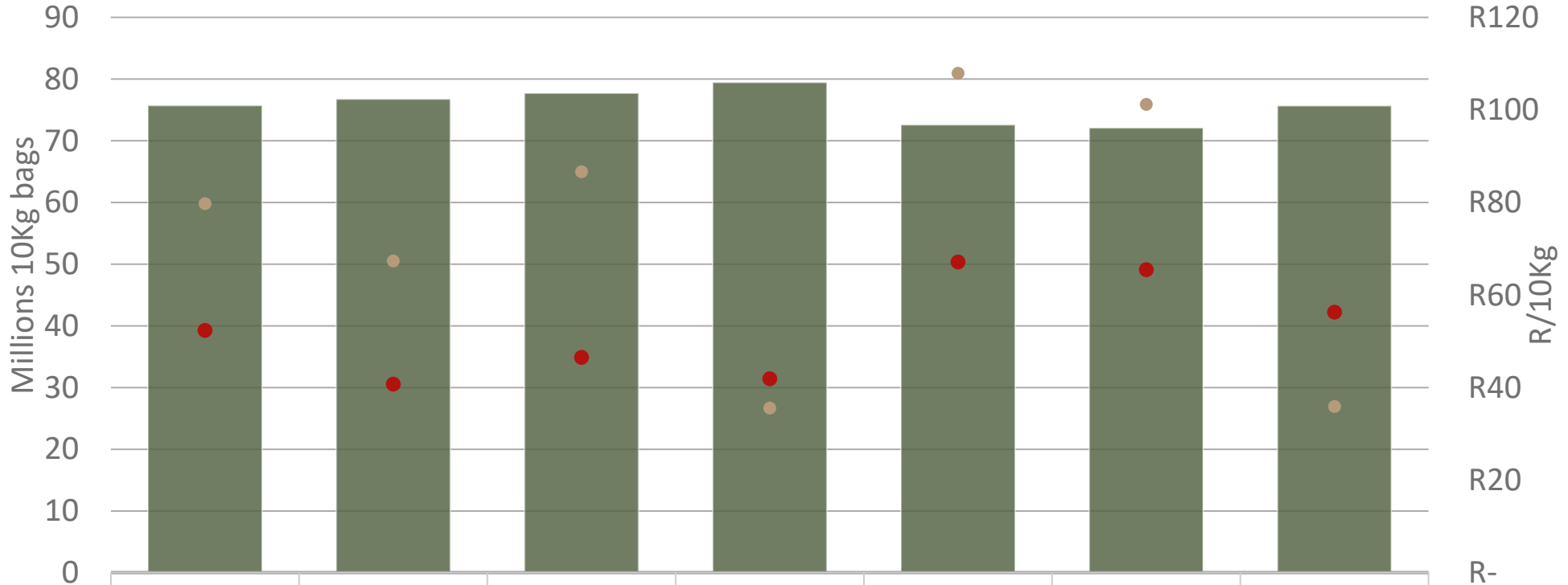


# Market share of regions on fresh produce markets 2019-2024



Data disclaimer: Potatoes SA does not take responsibility for the accuracy or interpretation of company data re-purposed by 3rd parties

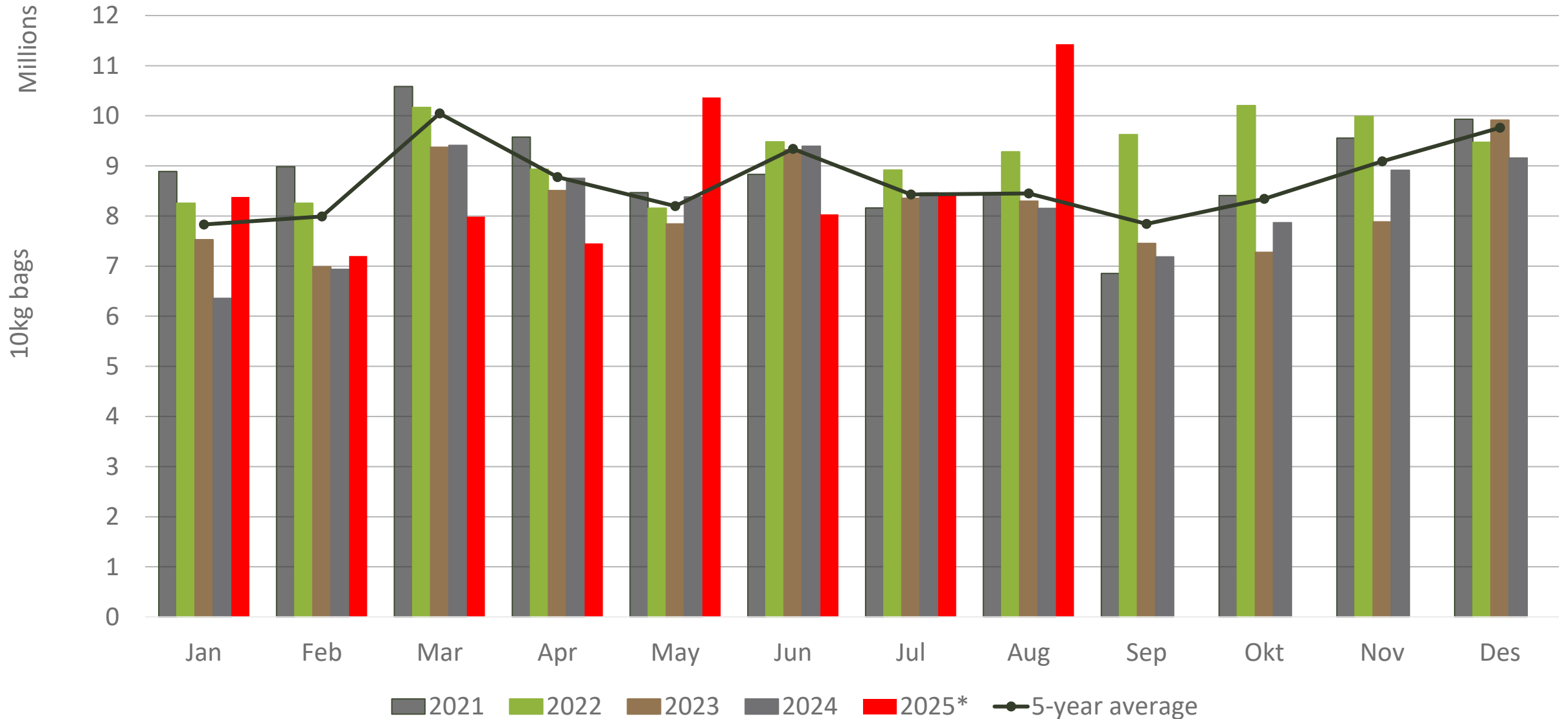
# Cumulative total number of 10 kg bags sold on markets



Sold 68,863 bags **less** than the **5-year average** (2020 to 2024) of the first 38 weeks of 2025

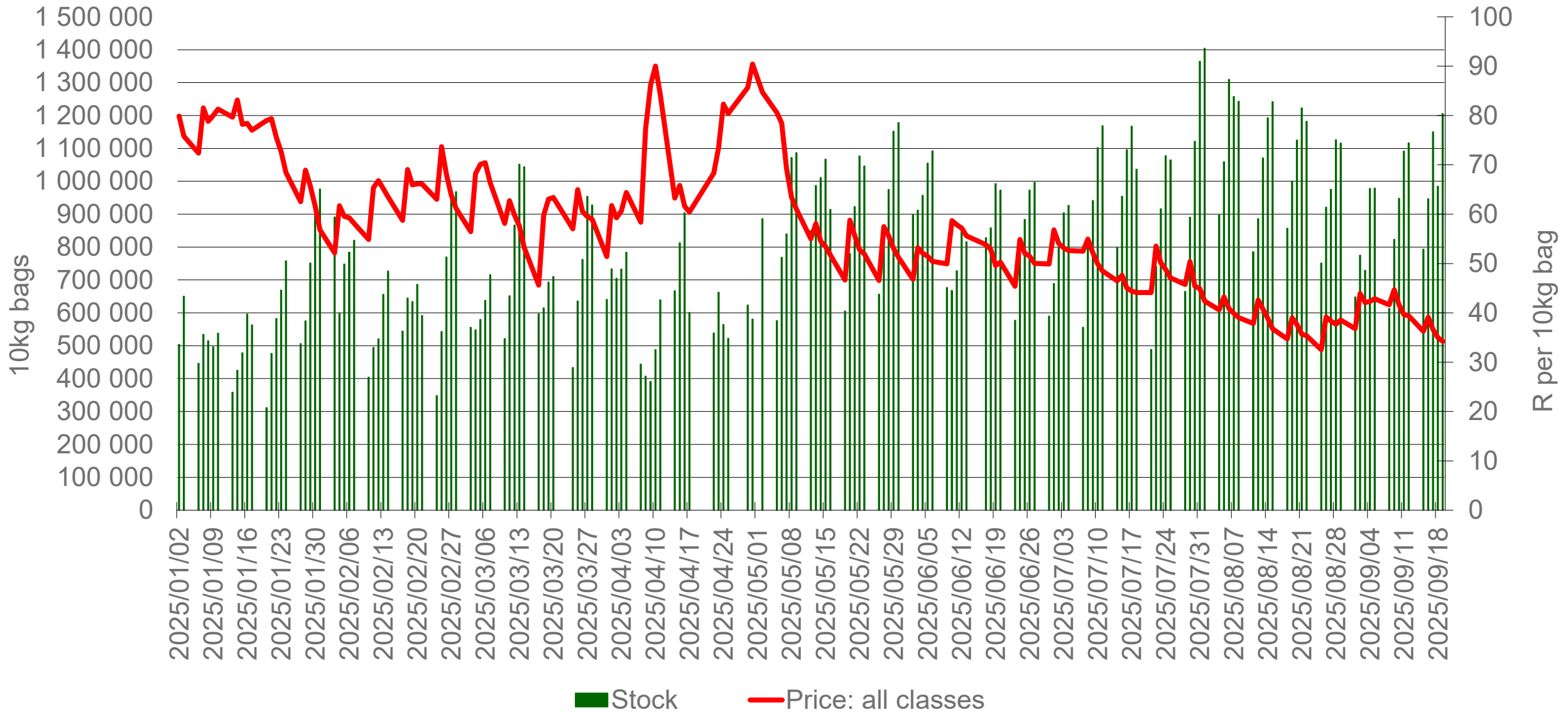
*Data disclaimer: Potatoes SA does not take responsibility for the accuracy or interpretation of company data re-purposed by 3rd parties*

# Monthly sales volumes on markets: Potatoes



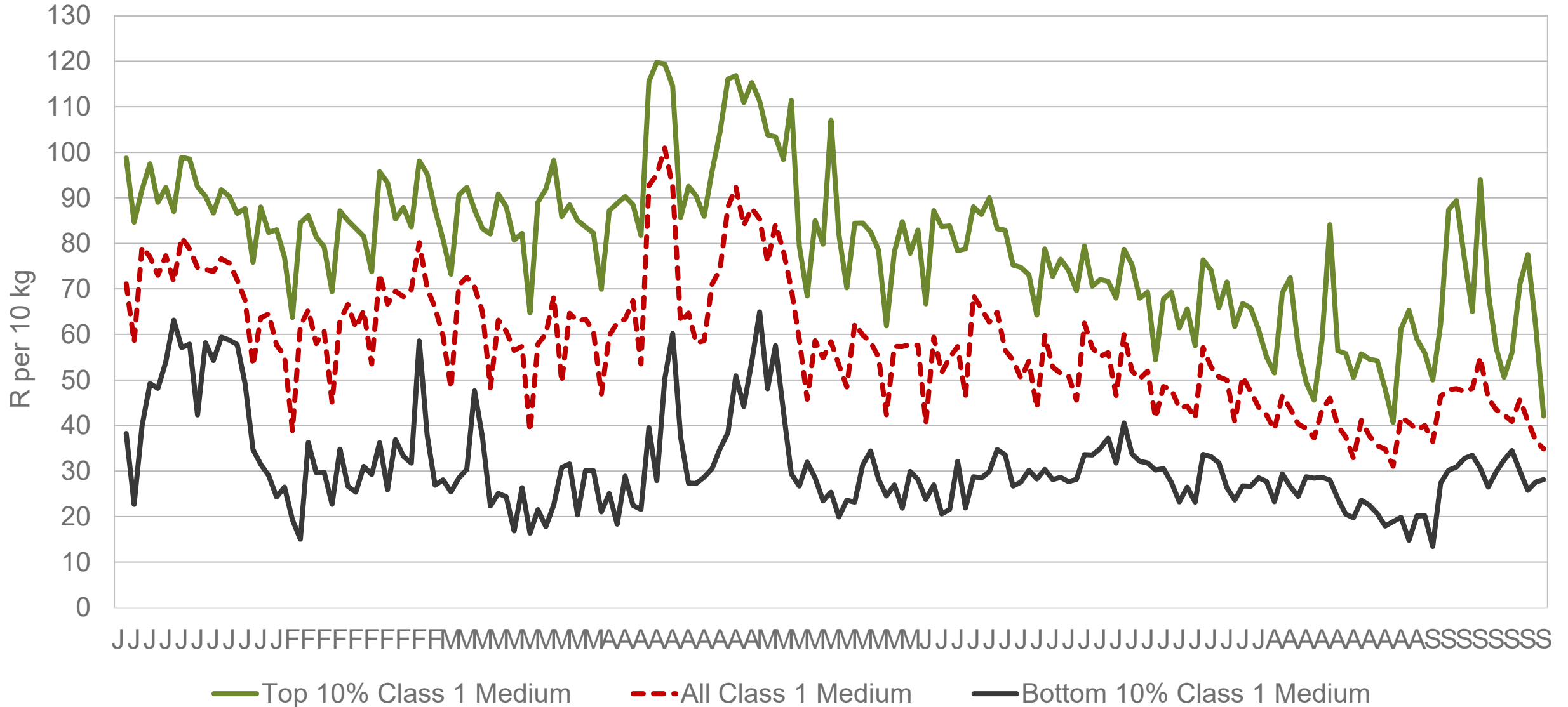
Data disclaimer: Potatoes SA does not take responsibility for the accuracy or interpretation of company data re-purposed by 3rd parties

# RSA daily price versus daily available stocks (all classes & all sizes)



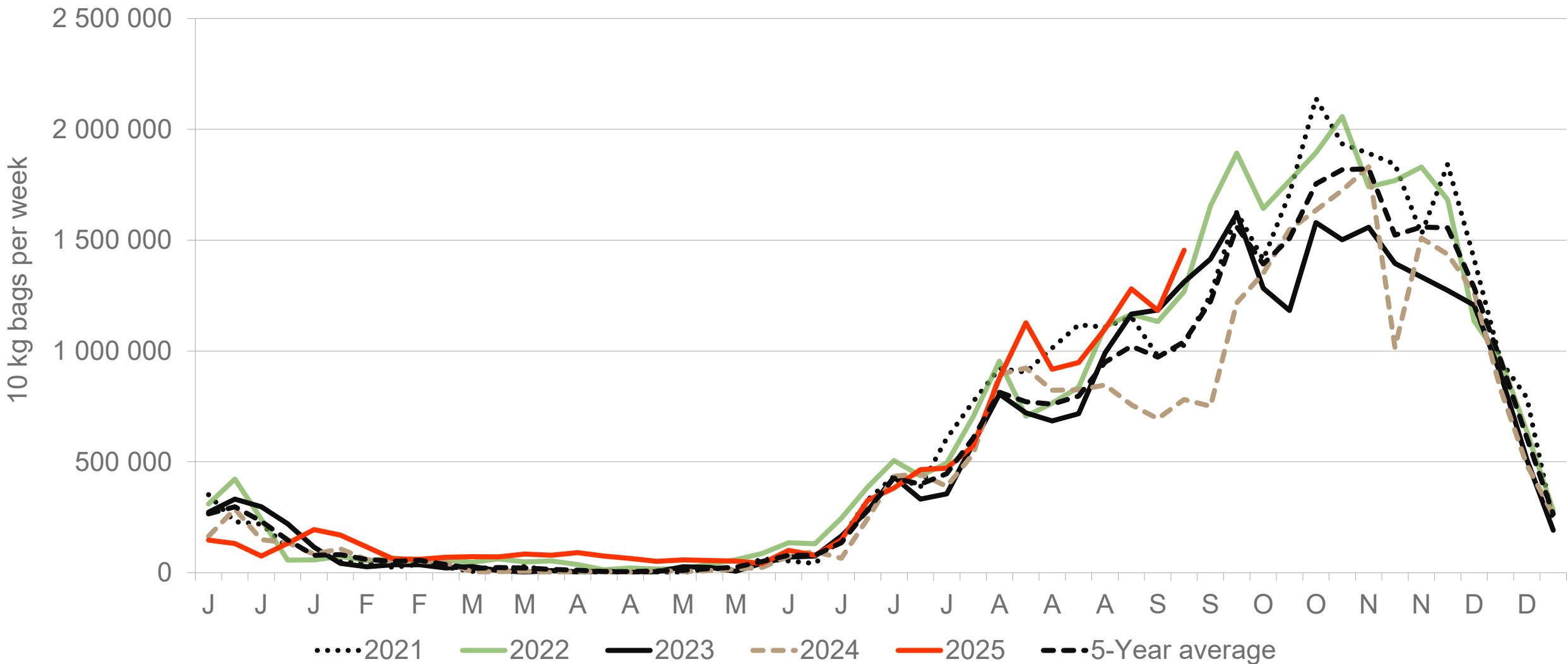
Data disclaimer: Potatoes SA does not take responsibility for the accuracy or interpretation of company data re-purposed by 3rd parties

# JHB market daily : Top 10% versus bottom 10% prices – Class 1 Medium (since January 2025)



Data disclaimer: Potatoes SA does not take responsibility for the accuracy or interpretation of company data re-purposed by 3rd parties

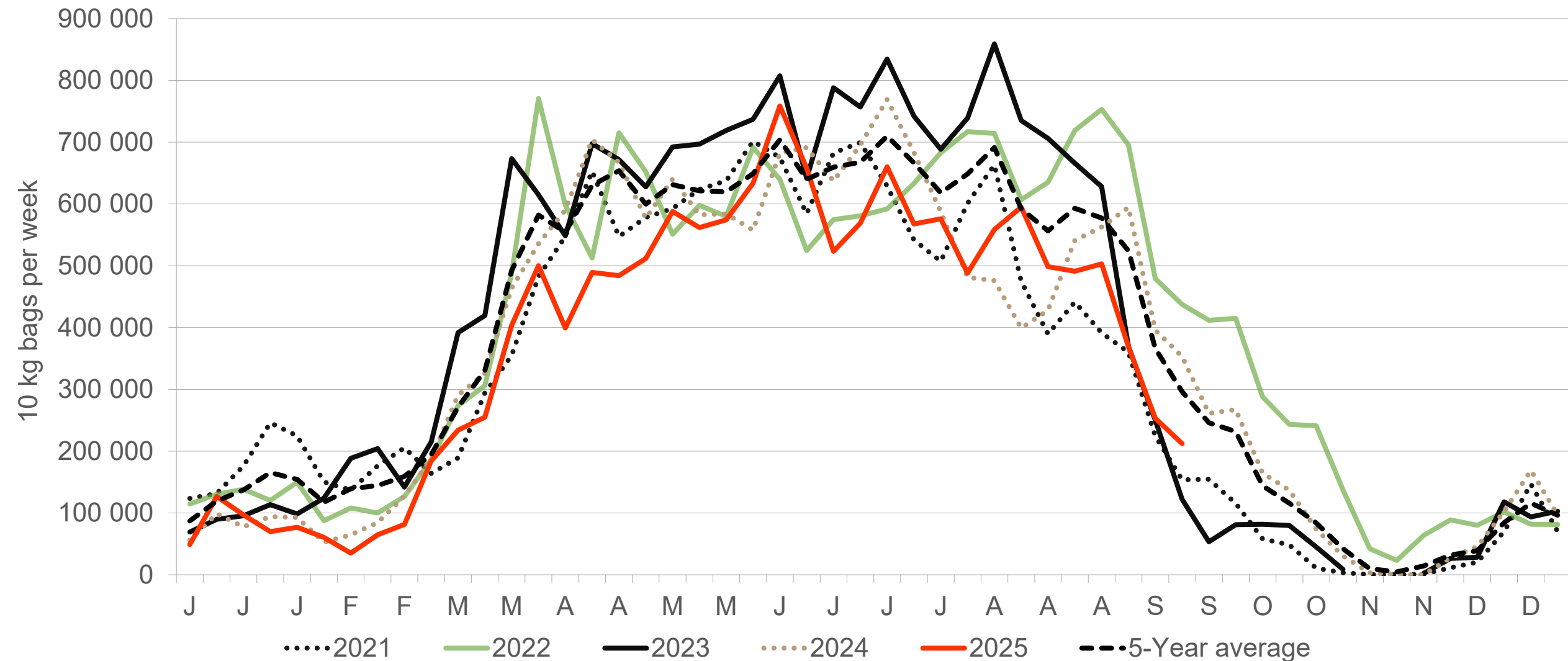
# Limpopo: Amount of 10 kg bags per week sold on FPMs (all classes)



Sold 33% bags **more** than the first 38 weeks of 2024 and 2,290,204bags **more** than the 5-year average (2020 to 2024) of the first 38 weeks of each year.

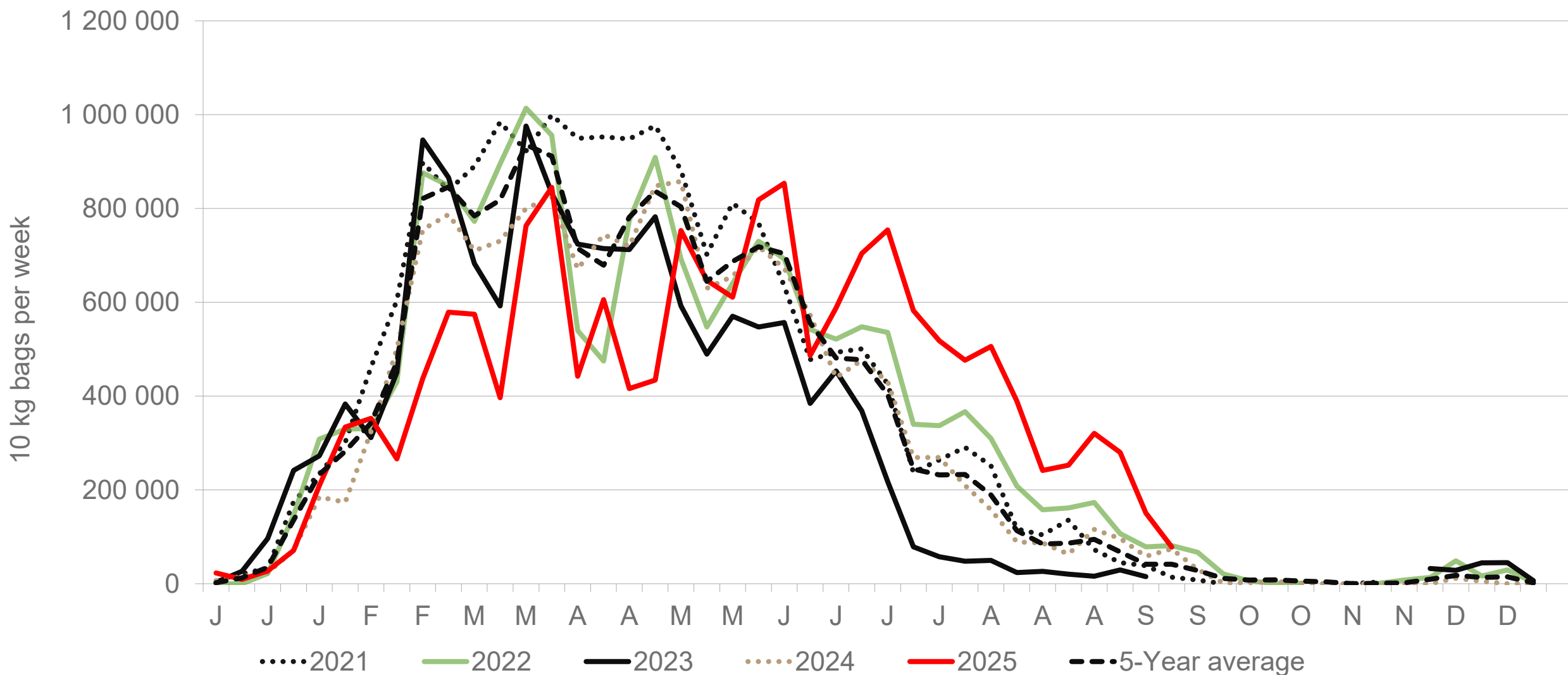
*Data disclaimer: Potatoes SA does not take responsibility for the accuracy or interpretation of company data re-purposed by 3rd parties*

# Western Free State : Amount of 10 kg bags per week sold on FPMs (all classes)



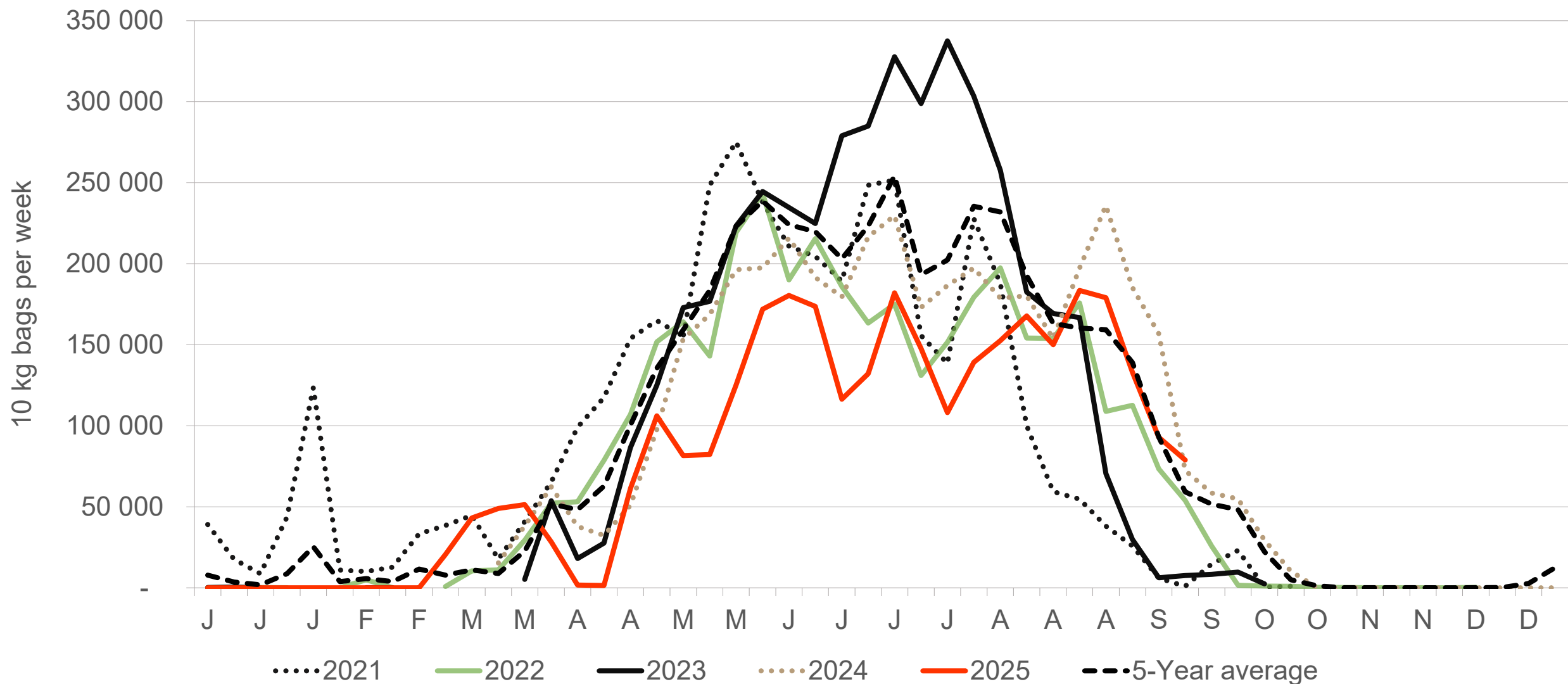
Sold 10% bags **less** than the first 38 weeks of 2024 and 2,803,995 bags **less** than the 5-year average (2020 to 2024) of the first 38 weeks of each year.

# Eastern Free State: Amount of 10 kg bags per week sold on FPMs (all classes)



Sold 6% bags **more** than the first 38 weeks of 2024 and 248,480 **more** than the 5-year average (2020 to 2024) of the first 38 weeks of each year.

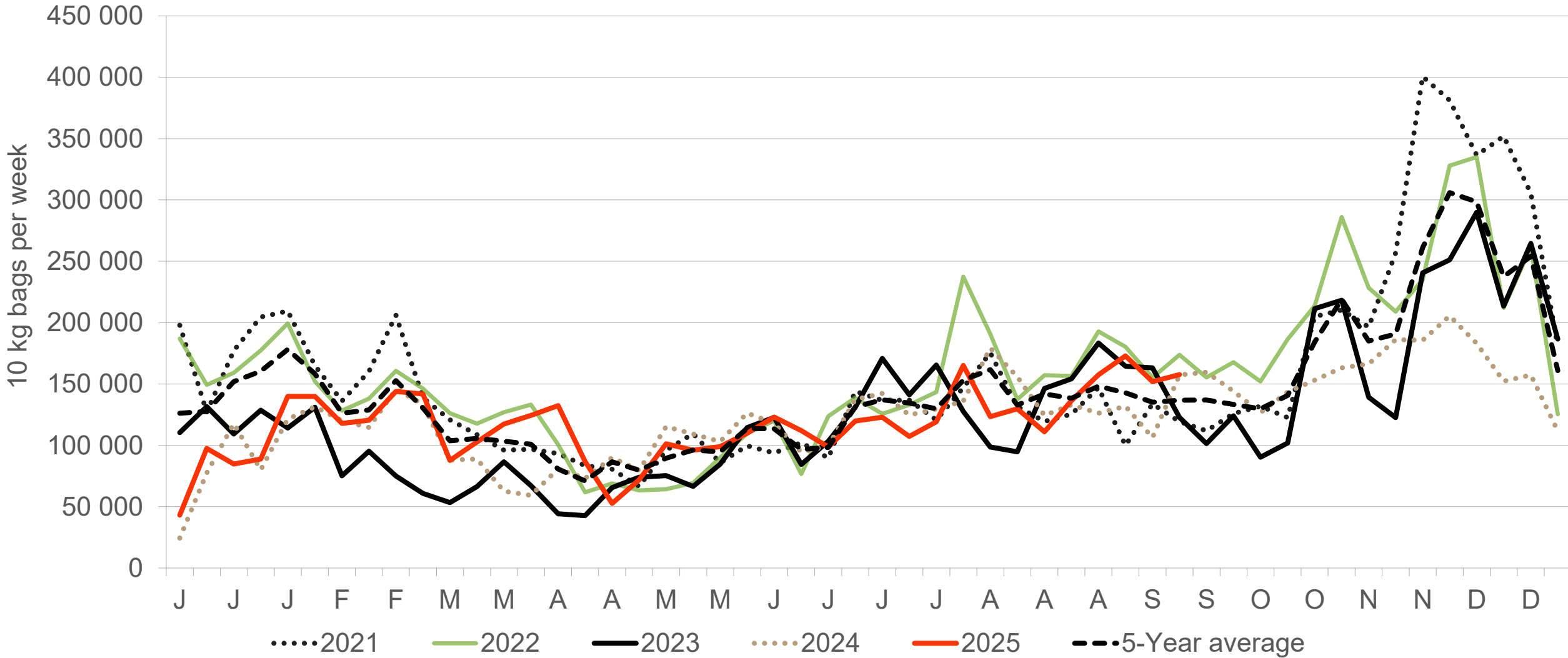
# Northern Cape: Amount of 10 kg bags per week sold on FPMs (all classes)



Sold 22% bags **less** than the first 38 weeks of 2024 and 1,138,990 bags **less** than the 5-year average (2020 to 2024) of the first 38 weeks of each year.

*Data disclaimer: Potatoes SA does not take responsibility for the accuracy or interpretation of company data re-purposed by 3rd parties*

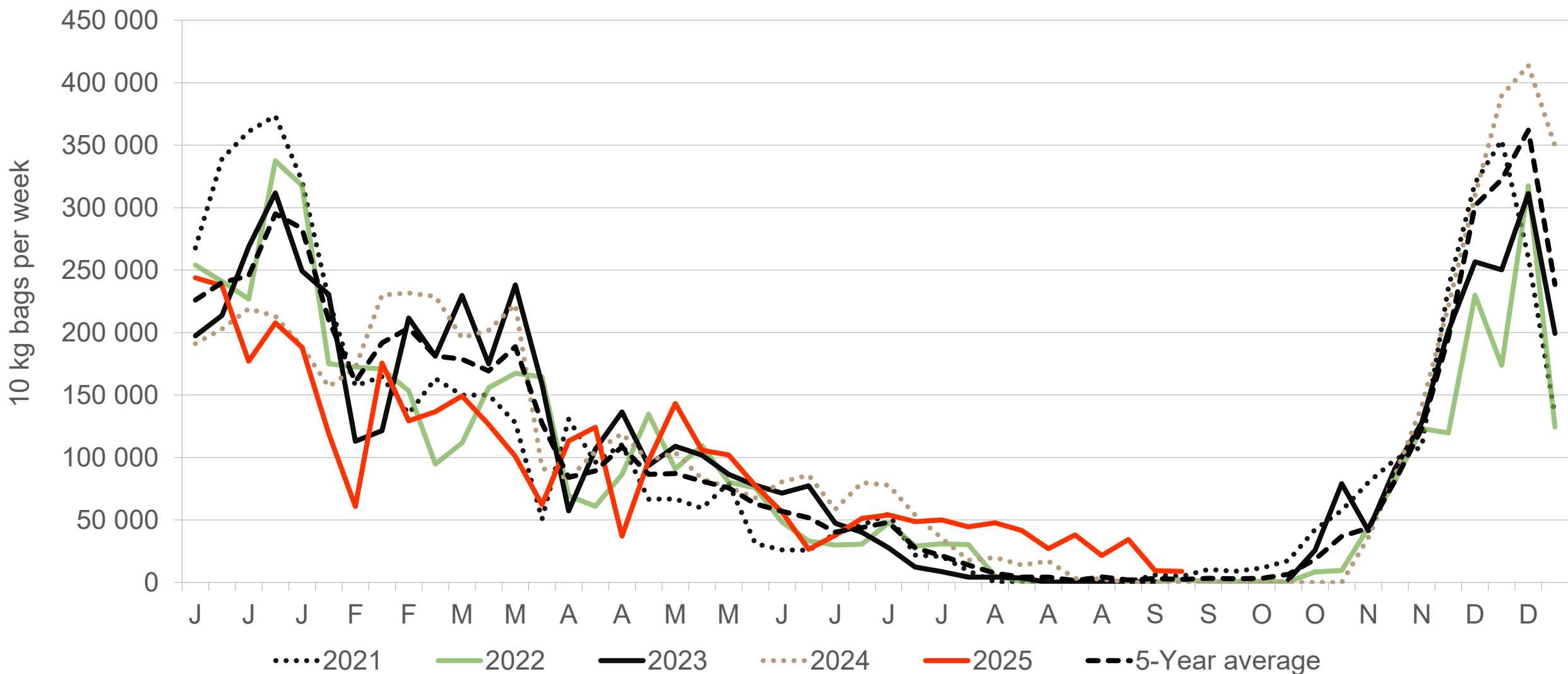
# Sandveld: Amount of 10 kg bags per week sold on FPMs (all classes)



Sold 4% bags **more** than the first 38 weeks of 2024 and 289,990 bags **less** than the 5-year average (2020 to 2024) of the first 38 weeks of each year.

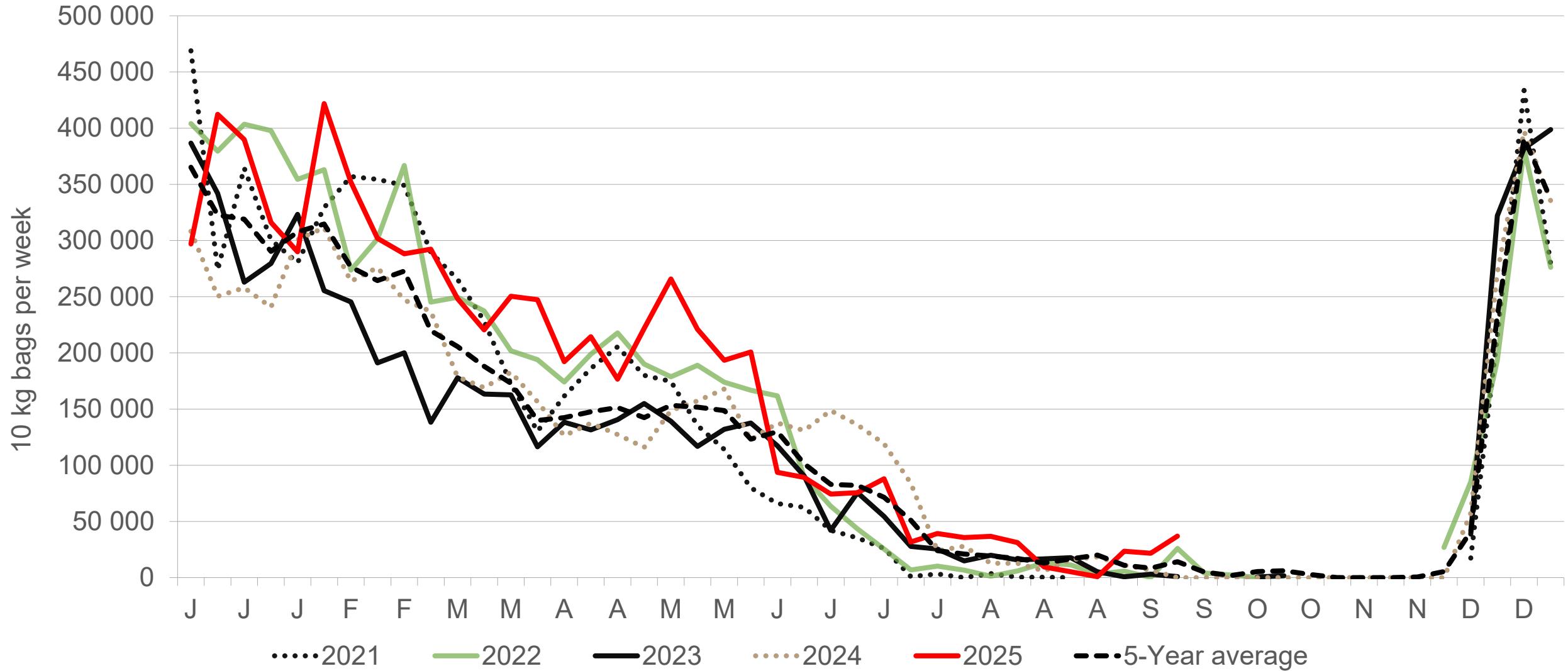
*Data disclaimer: Potatoes SA does not take responsibility for the accuracy or interpretation of company data re-purposed by 3rd parties*

# KwaZulu-Natal: Amount of 10 kg bags per week sold on FPMs (all classes)



Sold 13% bags **less** than the first 38 weeks of 2024 and 396,247 bags **less** than the 5-year average (2020 to 2024) of the first 38 weeks of each year.

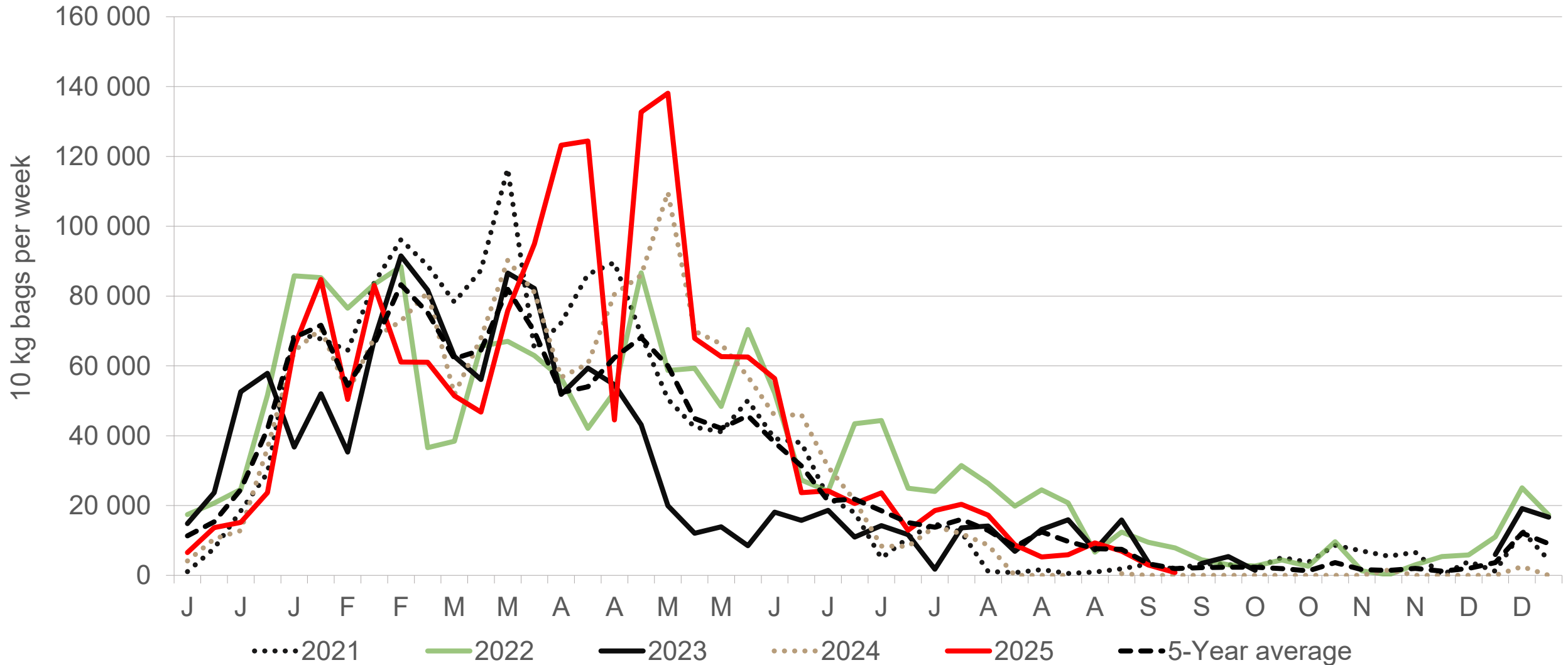
# North-West: Amount of 10 kg bags per week sold on FPMs (all classes)



Sold 25% bags **more** than the first 38 weeks of 2024 and 1,203,021 **more** than the 5-year average (2020 to 2024) of the first 38 weeks of each year.

*Data disclaimer: Potatoes SA does not take responsibility for the accuracy or interpretation of company data re-purposed by 3rd parties*

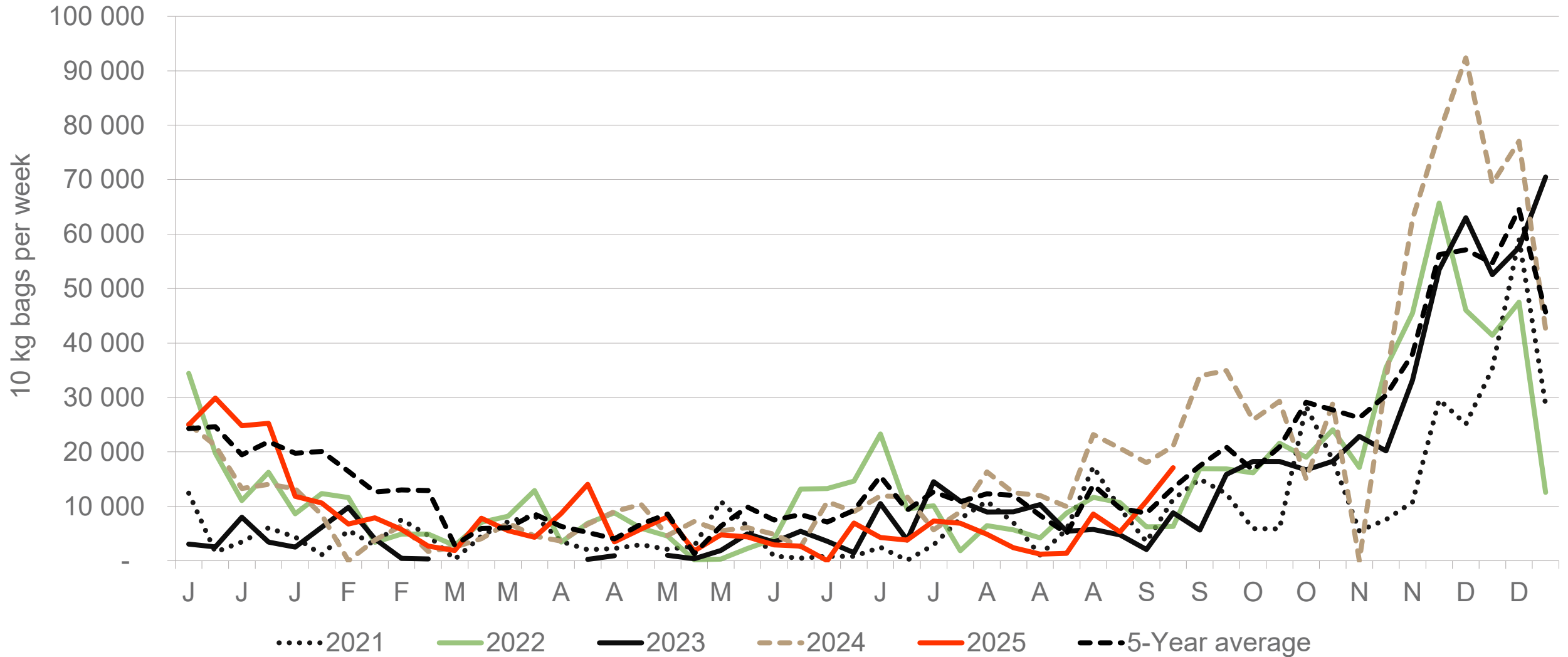
# North Eastern Cape: Amount of 10 kg bags per week sold on FPMs (all classes)



Sold 13% bags more than the first 38 weeks of 2024 and 287,929 bags more than the 5-year average (2020 to 2024) of the first 38 weeks of each year.

*Data disclaimer: Potatoes SA does not take responsibility for the accuracy or interpretation of company data re-purposed by 3rd parties*

# Eastern Cape: Amount of 10 kg bags per week sold on FPMs (all classes)



Sold 19% bags **less** than the first 38 weeks of 2024 and 61,227 bags **less** than the 5-year average (2020 to 2024) of the 38 weeks of each year.

*Data disclaimer: Potatoes SA does not take responsibility for the accuracy or interpretation of company data re-purposed by 3rd parties*

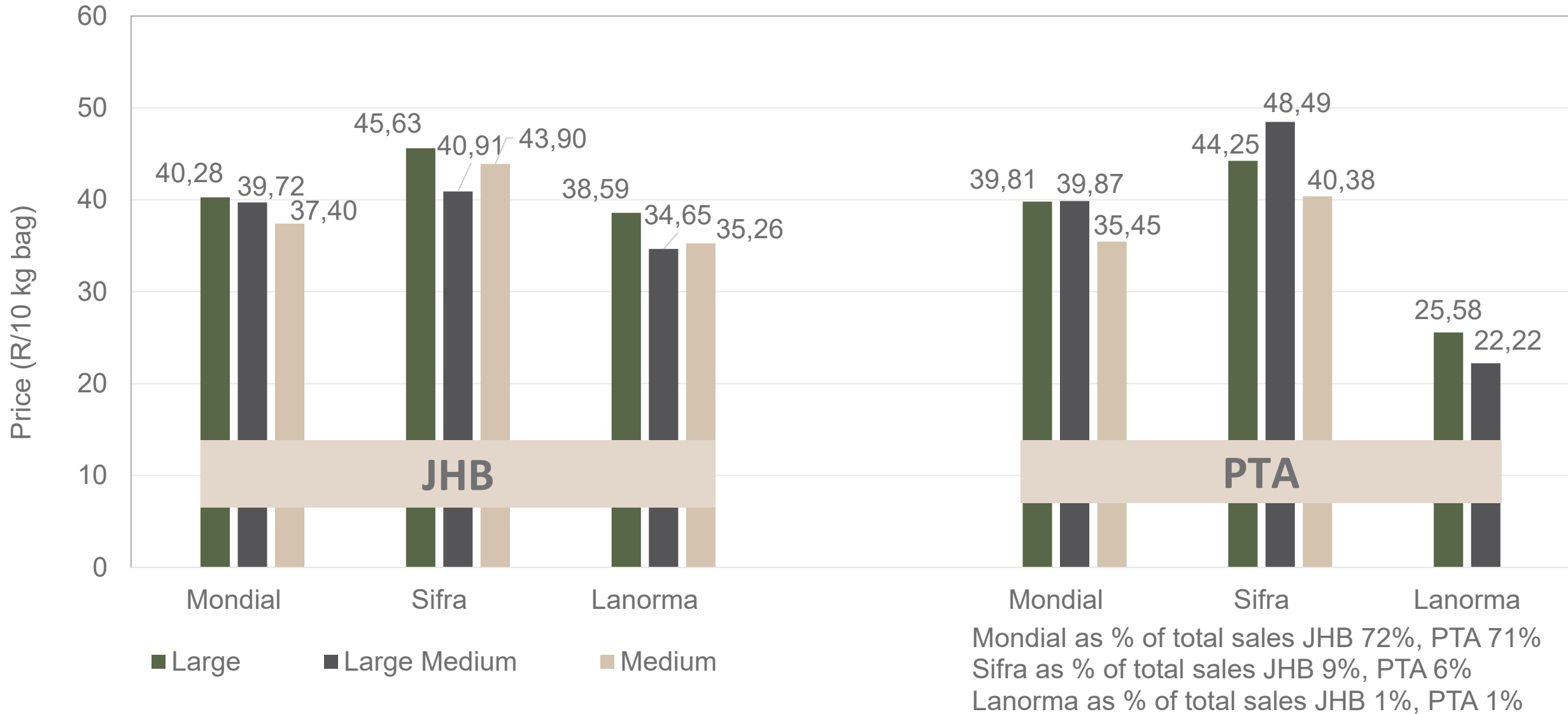
# Average weekly prices and volumes for 10 kg bags of potatoes sold on selected markets from selected production regions



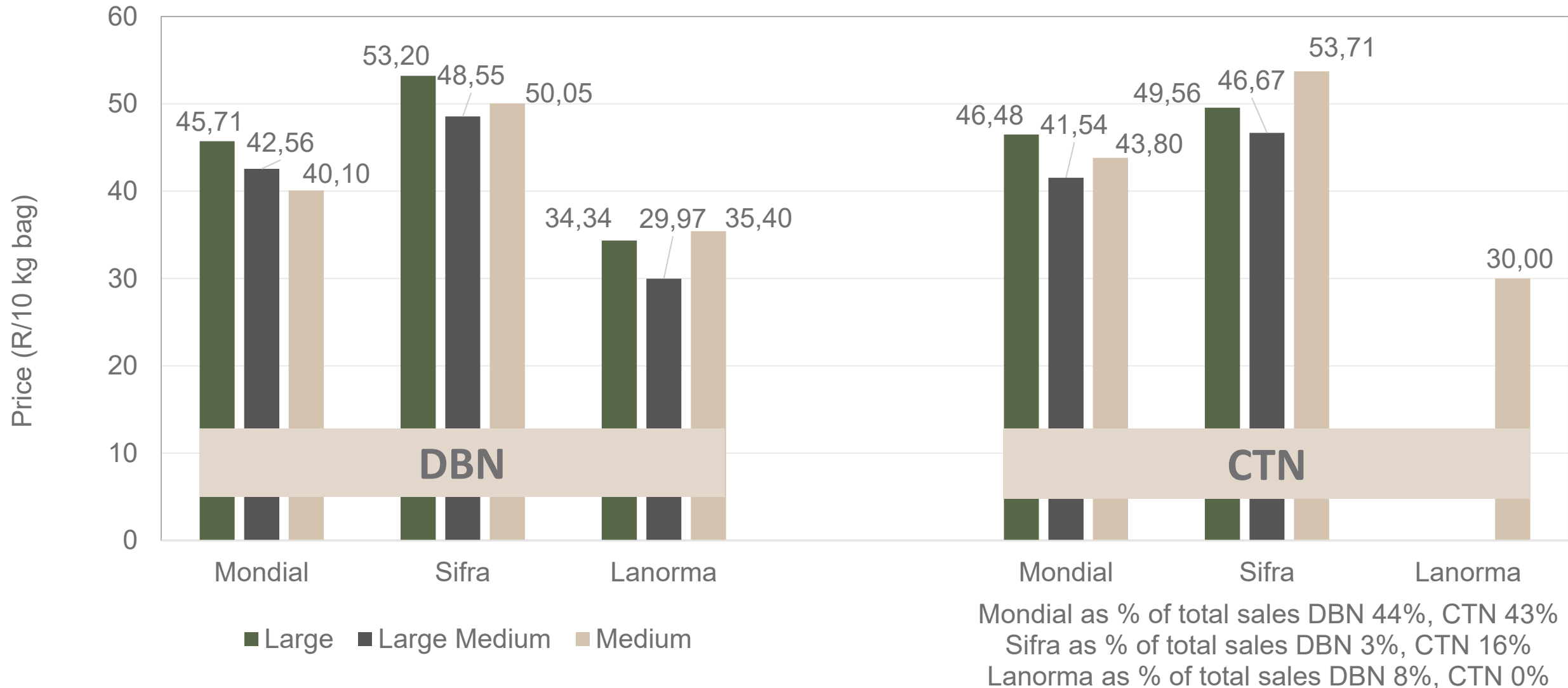
Klas & Grootte	Limpopo												Western Free State				Sandveld		Eastern Free State				All Regions	
	JOH		PRE		DUR		SPR		KLE		BLO		JOH		PRE		CAP		JOH		PRE		All Markets	
	Volume 10kg	Prices R/10kg	Volume 10kg	Prices R/10kg	Volume 10kg	Prices R/10kg	Volume 10kg	Prices R/10kg	Volume 10kg	Prices R/10kg	Volume 10kg	Prices R/10kg	Volume 10kg	Prices R/10kg	Volume 10kg	Prices R/10kg	Volume 10kg	Prices R/10kg	Volume 10kg	Prices R/10kg	Volume 10kg	Prices R/10kg	Volume 10kg	Prices R/10kg
1L	194 853	40.81	109 523	39.86	20 270	45.42	23 730	42.62	11 247	42.99	6 371	48.23	3 342	34.59	5 161	31.05	20 025	46.04	11 244	35.64	1 629	27.96	474 798	41.37
1L/M	207 139	40.86	90 862	40.64	41 314	46.83	18 629	39.60	13 226	43.24	10 579	44.00	6 878	32.54	5 242	35.12	37 492	41.66	6 691	35.42	1 222	31.69	508 516	40.90
1M	128 308	38.86	55 477	37.38	43 301	43.48	13 742	35.48	8 643	41.52	5 553	40.29	1 626	31.42	4 874	29.94	31 122	42.50	3 203	30.52	1 089	27.81	353 436	39.05
1S	32 775	23.64	9 810	21.60	20 094	24.07	3 609	21.63	3 717	28.18	1 951	21.94	1 620	17.31	1 220	15.35	15 516	28.61	402	27.93	-	-	102 705	24.05
1S/M	35 583	31.12	16 285	25.77	15 071	35.37	3 003	29.45	568	31.99	1 568	29.24	3 229	24.45	3 362	23.16	2 428	33.21	443	17.51	206	17.17	104 244	30.17
1XL	5 240	39.62	-	-	-	-	-	-	-	-	-	-	368	29.18	-	-	-	-	478	40.00	-	-	6 298	38.71
1XS	28 219	18.41	-	-	-	-	-	-	-	-	-	-	408	7.79	-	-	-	-	87	12.41	-	-	28 887	18.16
1XXS	-	-	-	-	-	-	-	-	-	-	-	-	-	-	-	-	-	-	-	-	-	-	-	-
2L	37 441	33.62	23 961	33.36	1 951	41.81	3 952	34.73	2 482	35.56	676	40.51	8 463	29.17	5 449	30.45	9 741	36.10	7 475	31.49	3 119	23.59	138 705	33.47
2L/M	25 301	34.11	13 487	32.18	2 613	35.94	2 663	34.54	1 935	35.28	2 527	35.71	11 657	27.21	5 945	30.24	12 006	37.06	1 493	34.86	74	11.05	113 515	32.50
2M	13 643	30.51	6 698	28.87	4 476	28.18	1 768	29.80	747	30.96	497	31.35	5 144	22.07	3 162	27.09	11 181	32.92	3 467	26.09	14	20.00	81 502	28.26
2S	2 683	21.33	1 090	16.62	1 277	21.35	157	18.09	160	21.56	-	-	2 002	12.11	2 125	14.94	2 262	24.83	-	-	189	11.62	18 587	16.48
2S/M	4 255	22.57	1 351	24.78	619	28.15	65	28.22	-	-	550	27.32	599	12.29	743	19.43	331	21.29	809	25.11	-	-	19 788	22.11
2XL	1 049	33.50	-	-	-	-	-	-	-	-	-	-	838	32.90	-	-	-	-	2 083	34.70	-	-	3 970	34.00
2XS	-	-	-	-	-	-	-	-	-	-	-	-	-	-	-	-	-	-	-	-	-	-	690	8.32
2XXS	-	-	-	-	-	-	-	-	-	-	-	-	-	-	-	-	-	-	-	-	-	-	-	-
3L	4 577	26.98	1 668	23.22	210	18.94	-	-	1 113	18.62	-	-	1 264	23.65	3 313	24.53	1 564	32.95	540	22.68	14	20.00	29 456	25.49
3L/M	4 712	28.40	1 932	27.01	870	28.53	594	5.51	-	-	326	33.36	1 124	15.82	3 265	24.61	110	25.00	243	16.48	-	-	31 173	23.00
3M	7 672	27.72	3 127	23.13	438	19.87	1 206	29.34	518	31.43	-	-	1 409	11.87	1 964	16.45	2 837	23.86	653	18.94	2	19.00	38 965	20.63
3S/M	-	-	186	16.05	-	-	-	-	-	-	-	-	-	-	6	14.83	330	15.00	-	-	359	12.70	5 524	13.98
3XS	-	-	-	-	-	-	-	-	-	-	-	-	-	-	-	-	-	-	-	-	-	-	-	-
3XXS	-	-	-	-	-	-	-	-	-	-	-	-	-	-	-	-	-	-	-	-	-	-	-	-
4L	-	-	-	-	-	-	224	27.46	-	-	-	-	-	-	-	-	202	37.62	-	-	154	7.00	944	23.41
4L/M	-	-	220	26.93	-	-	220	21.43	-	-	-	-	-	-	-	-	-	-	-	-	-	-	702	22.77
4M	-	-	-	-	-	-	-	-	-	-	-	-	-	-	440	20.59	27	25.00	-	-	100	15.00	5 073	12.66
4S	-	-	-	-	-	-	-	-	-	-	-	-	-	-	-	-	-	-	-	-	-	-	-	-
4S/M	-	-	-	-	-	-	-	-	-	-	-	-	-	-	-	-	-	-	-	-	-	-	55	6.64
Total	733 973	37.08	338 067	36.95	155 316	39.82	74 283	37.01	44 556	39.58	30 825	40.49	50 191	26.18	46 936	27.15	157 570	37.21	40 011	32.36	8 171	24.77	2 090 406	35.88

Data disclaimer: Potatoes SA does not take responsibility for the accuracy or interpretation of company data re-purposed by 3rd parties

# PTA & JHB markets: Average Prices - Different Sizes (only 10 kg bags)



# DBN & CTN markets: Average Prices - Different Sizes (only 10 kg bags)



# Thank you for your time

Feel free to contact us

Dikgetho@potatoes.co.za

Jodie@potatoes.co.za



+27 (0)12 349 1906



6 De Havilland Crescent

Persequor Techno Park

Persequor Park

Pretoria



[www.potatoes.co.za](http://www.potatoes.co.za)



Potatoes  
Aartappels SA