



## Weekly Market Information

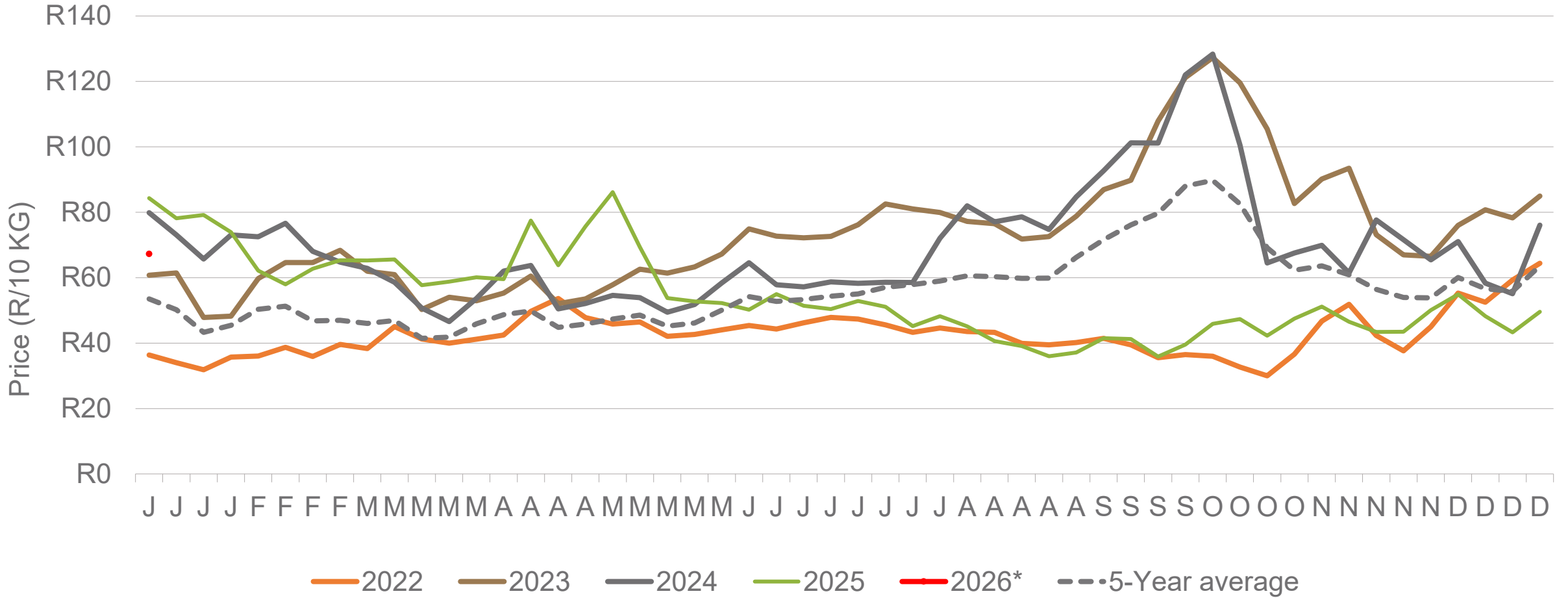
2 January 2026



Potatoes  
Aartappels SA

[www.potatoes.co.za](http://www.potatoes.co.za)


# Average weekly price – all markets & all classes



Number of bags sold

**20%**

(Week on Week)



Average weekly price

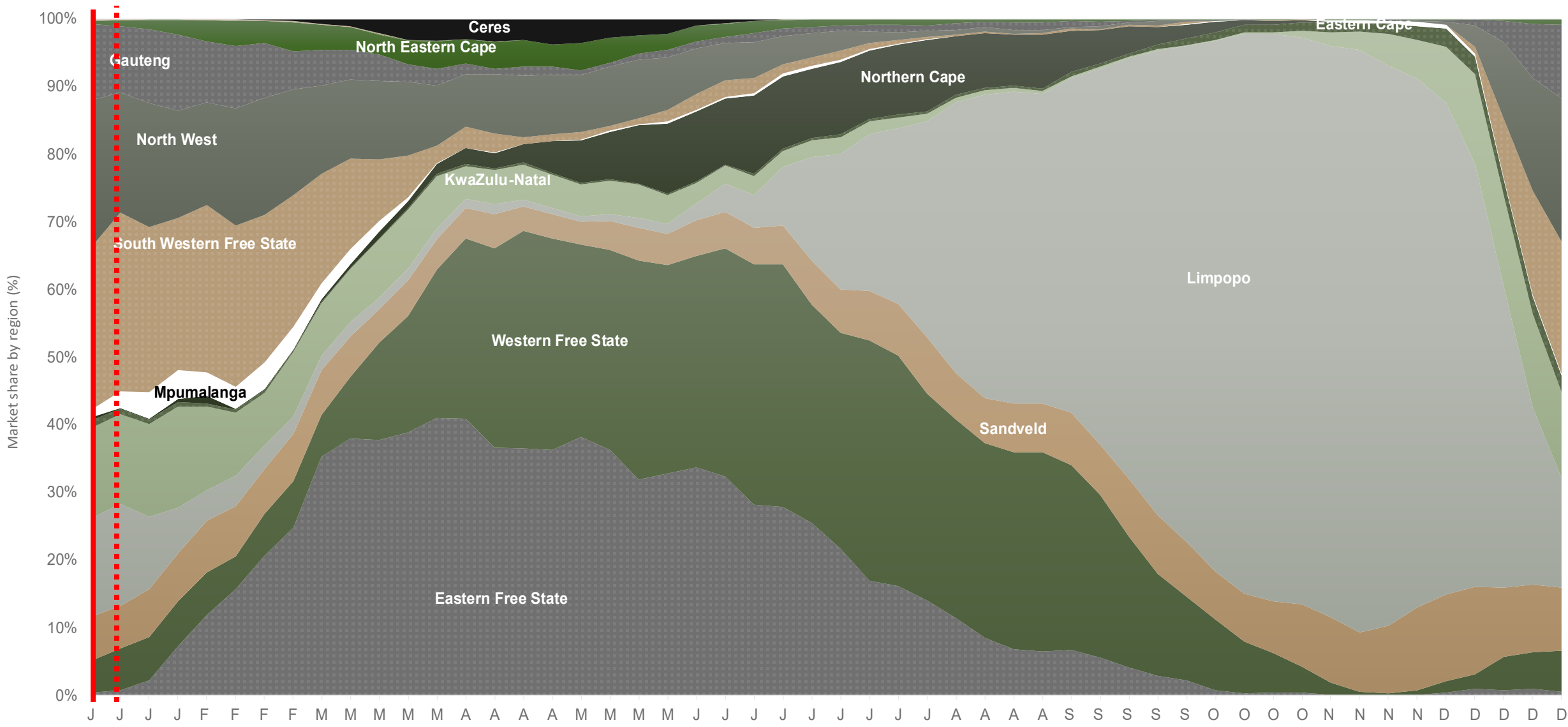
**36%**

(Week on week)



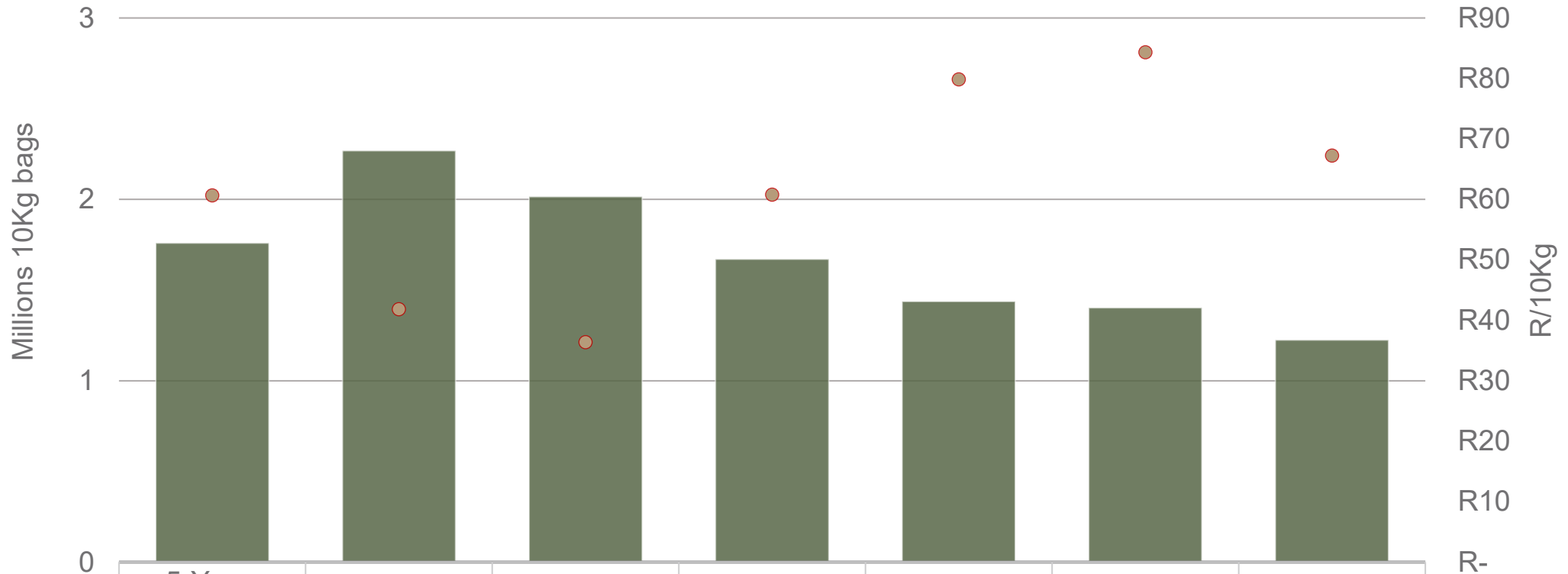
Data disclaimer: Potatoes SA does not take responsibility for the accuracy or interpretation of company data re-purposed by 3rd parties

# Market share of regions on fresh produce markets 2021-2025



*Data disclaimer: Potatoes SA does not take responsibility for the accuracy or interpretation of company data re-purposed by 3rd parties*

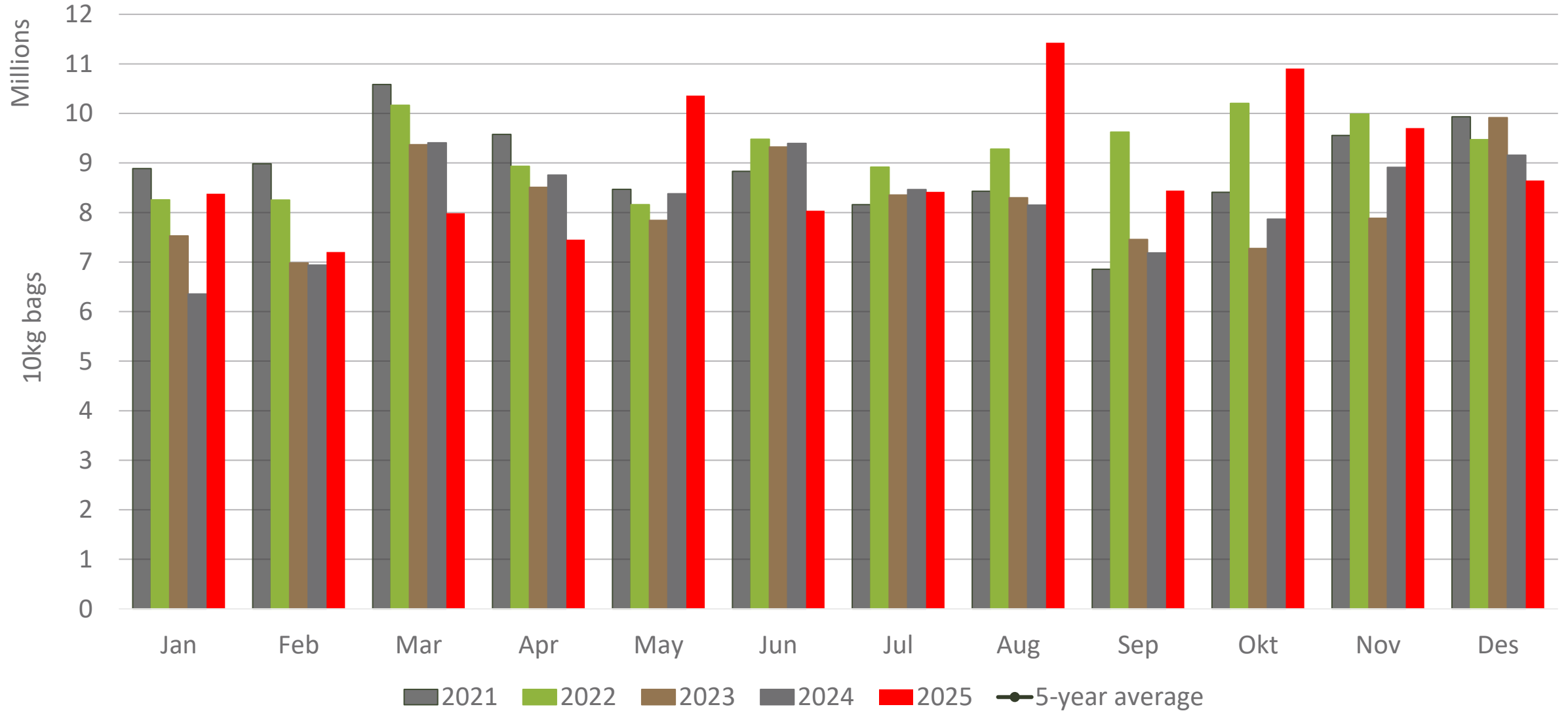
# Cumulative total number of 10 kg bags sold on markets



Sold 555,755 bags **less** than the 5-year average (2021 to 2025) of the first 4 weeks of 2026

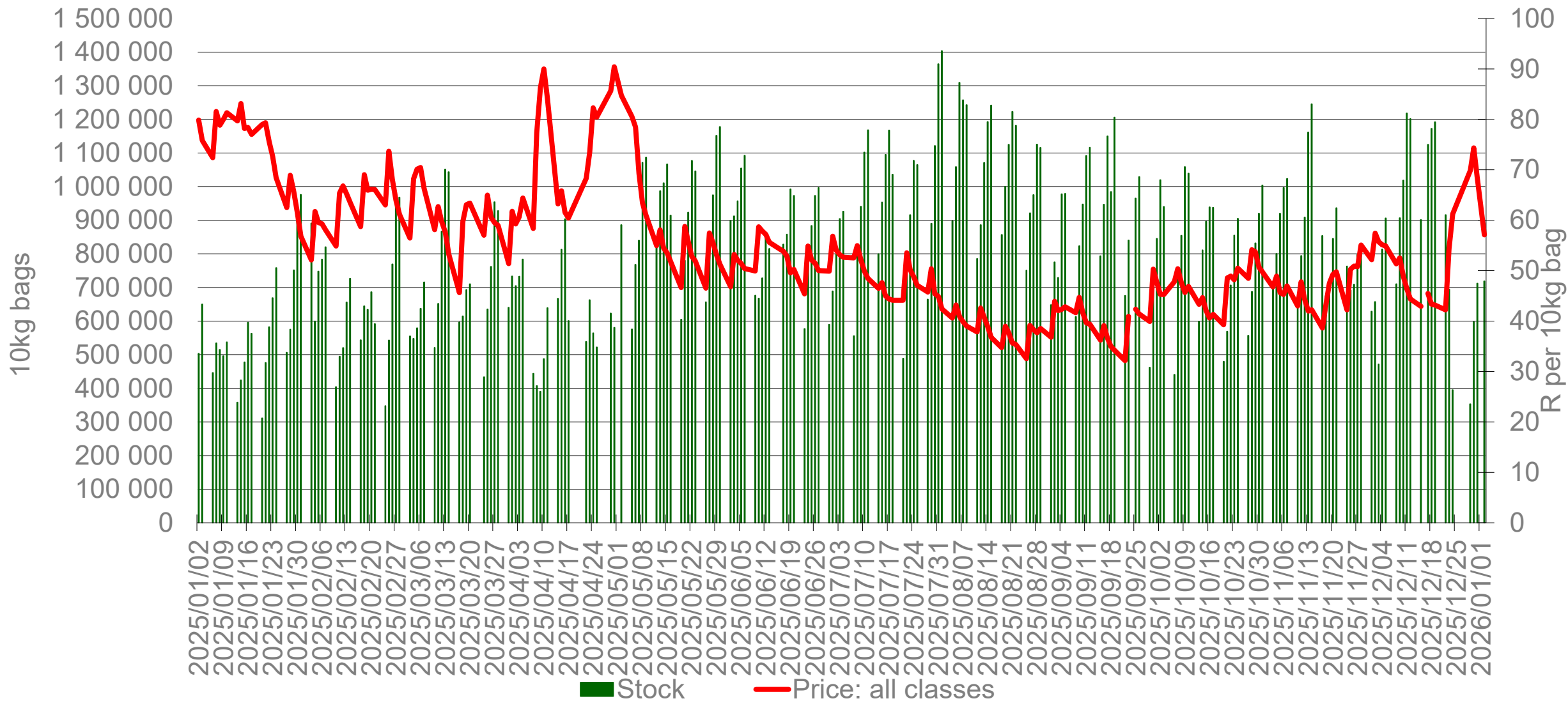
Data disclaimer: Potatoes SA does not take responsibility for the accuracy or interpretation of company data re-purposed by 3rd parties

# Monthly sales volumes on markets: Potatoes



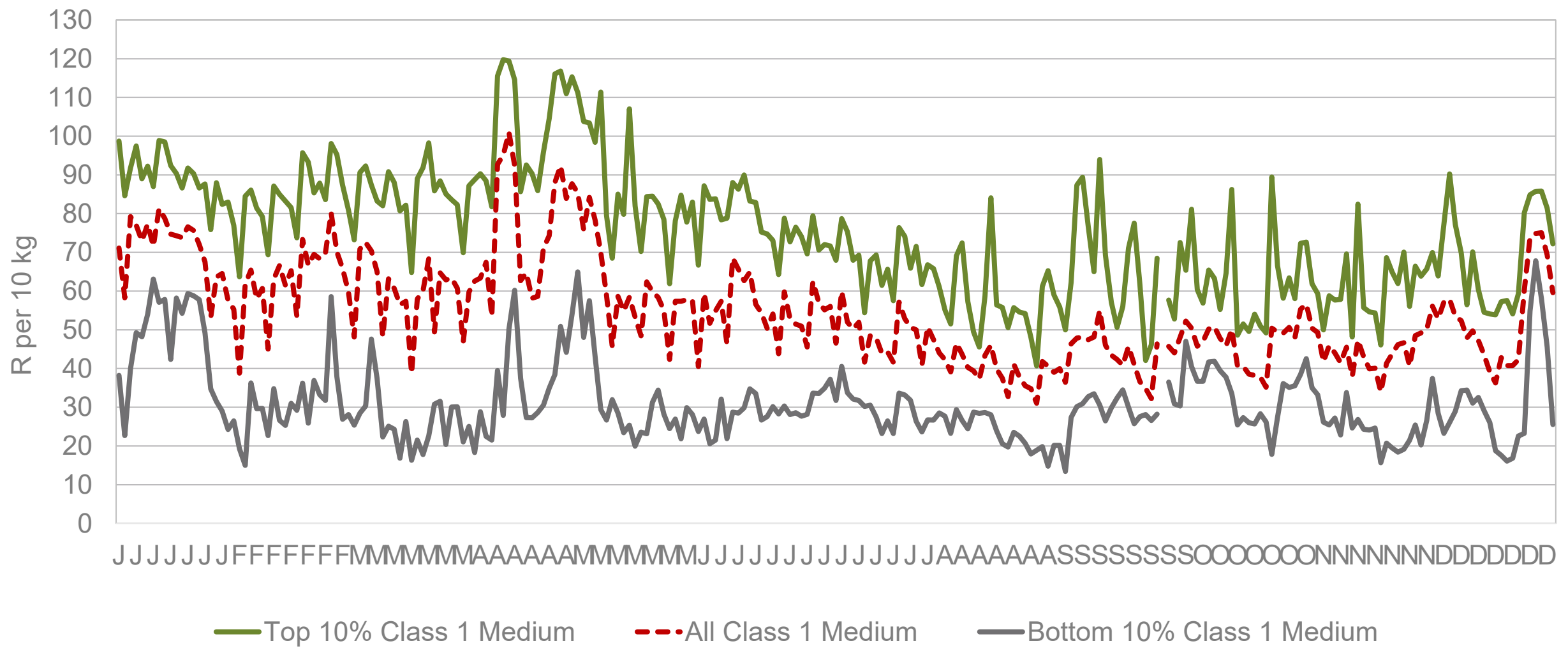
Data disclaimer: Potatoes SA does not take responsibility for the accuracy or interpretation of company data re-purposed by 3rd parties

# RSA daily price versus daily available stocks (all classes & all sizes)



Data disclaimer: Potatoes SA does not take responsibility for the accuracy or interpretation of company data re-purposed by 3rd parties

# JHB market daily : Top 10% versus bottom 10% prices – Class 1 Medium (since January 2025)



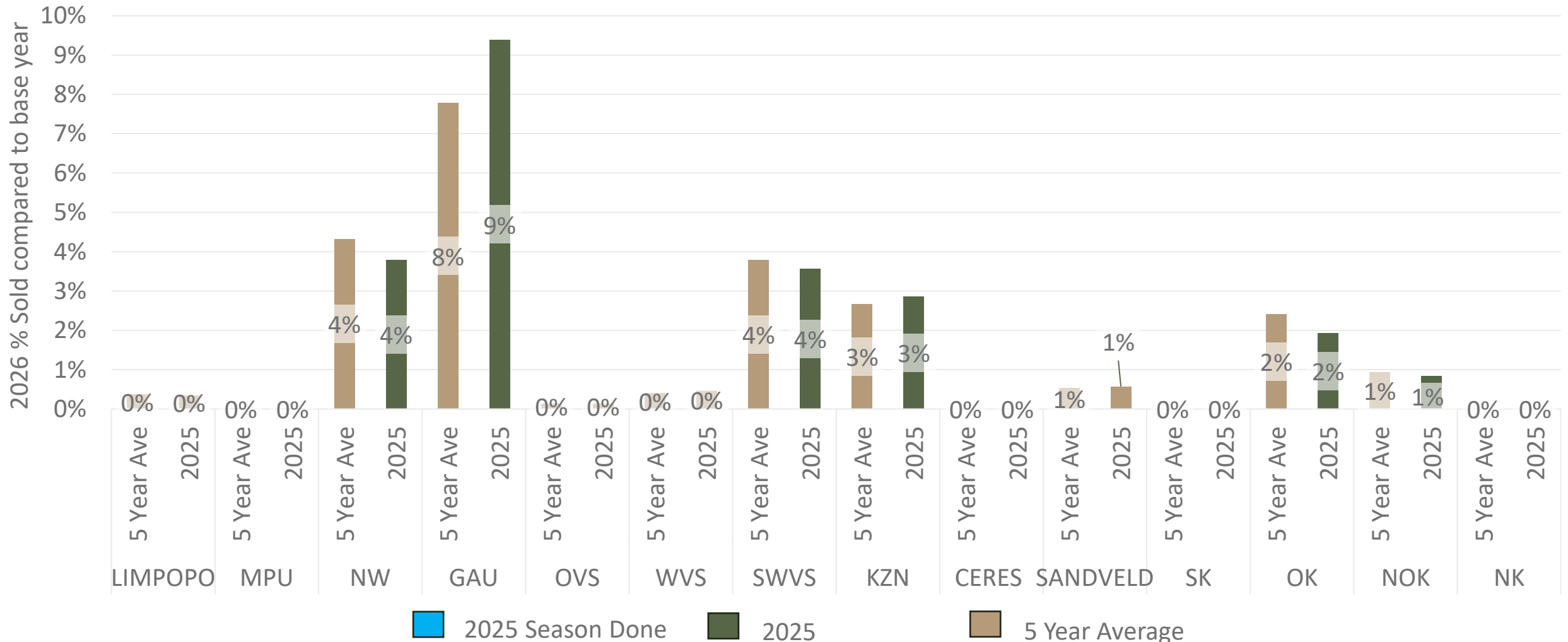
Data disclaimer: Potatoes SA does not take responsibility for the accuracy or interpretation of company data re-purposed by 3rd parties

# FPM Sales pace comparison per region

## 2026 compared to 5-year average and 2025

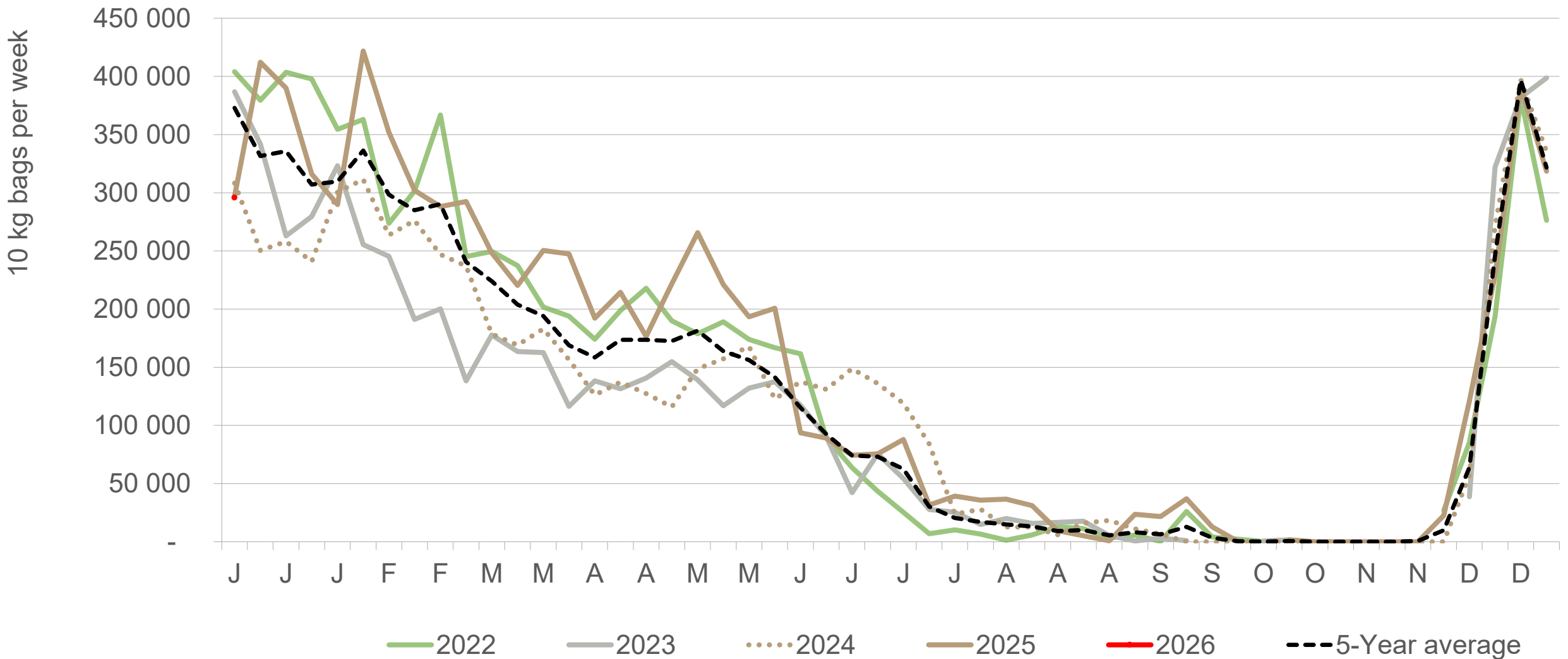


The *FPM Sales pace* compares the current year's cumulative volumes sold on the FPM with the previous year and the five-year average. Differences in these trends reflect variations in hectares planted, regional weather conditions, yield performance, and market timing. Blue indicates regions that are done delivering for this season. Seasons are based on calendar year.  
*Note: This comparison is based on total volumes sold, not on hectares planted*



*Data disclaimer: Potatoes SA does not take responsibility for the accuracy or interpretation of company data re-purposed by 3rd parties*

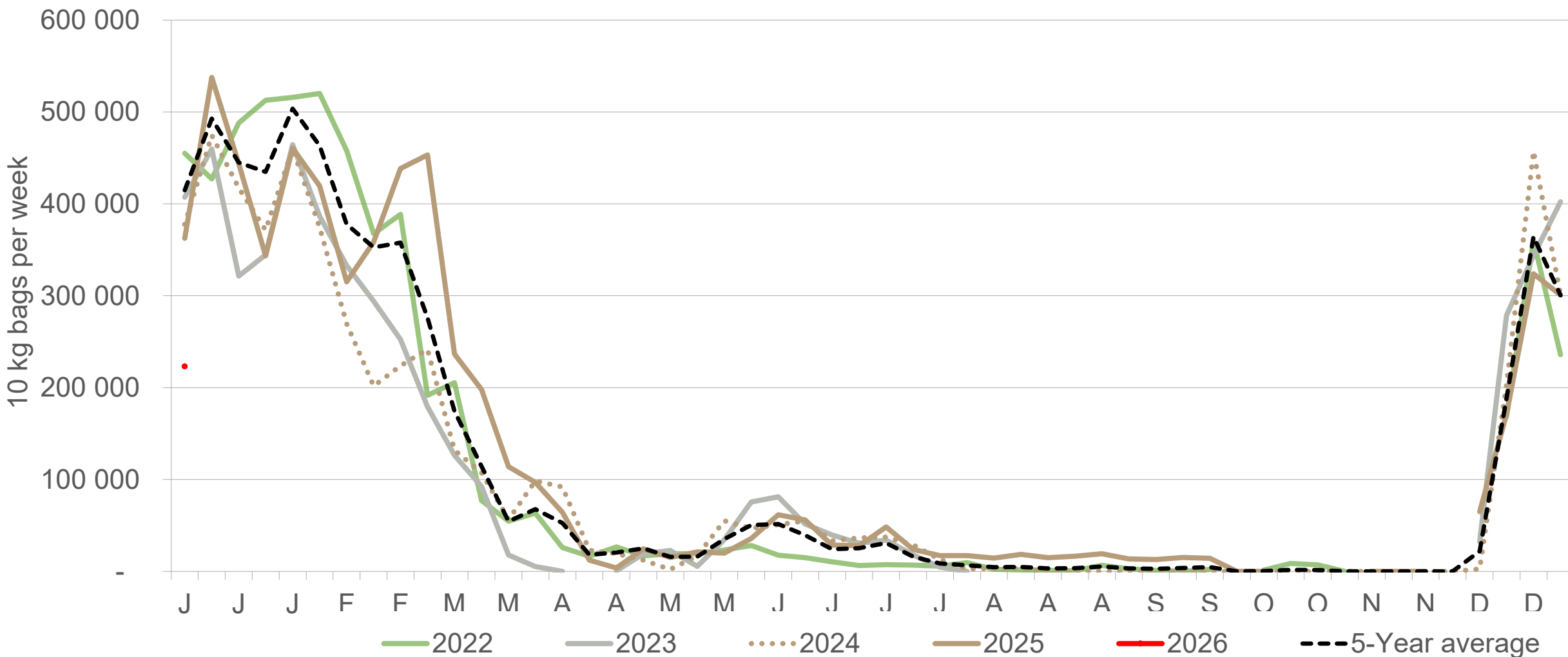
# North-West: Amount of 10 kg bags per week sold on FPMs (all classes)



Sold 0% bags **less** than the first 1 weeks of 2025 and 77,286 **less** than the 5-year average (2021 to 2025) of the first 1 weeks of each year.

*Data disclaimer: Potatoes SA does not take responsibility for the accuracy or interpretation of company data re-purposed by 3rd parties*

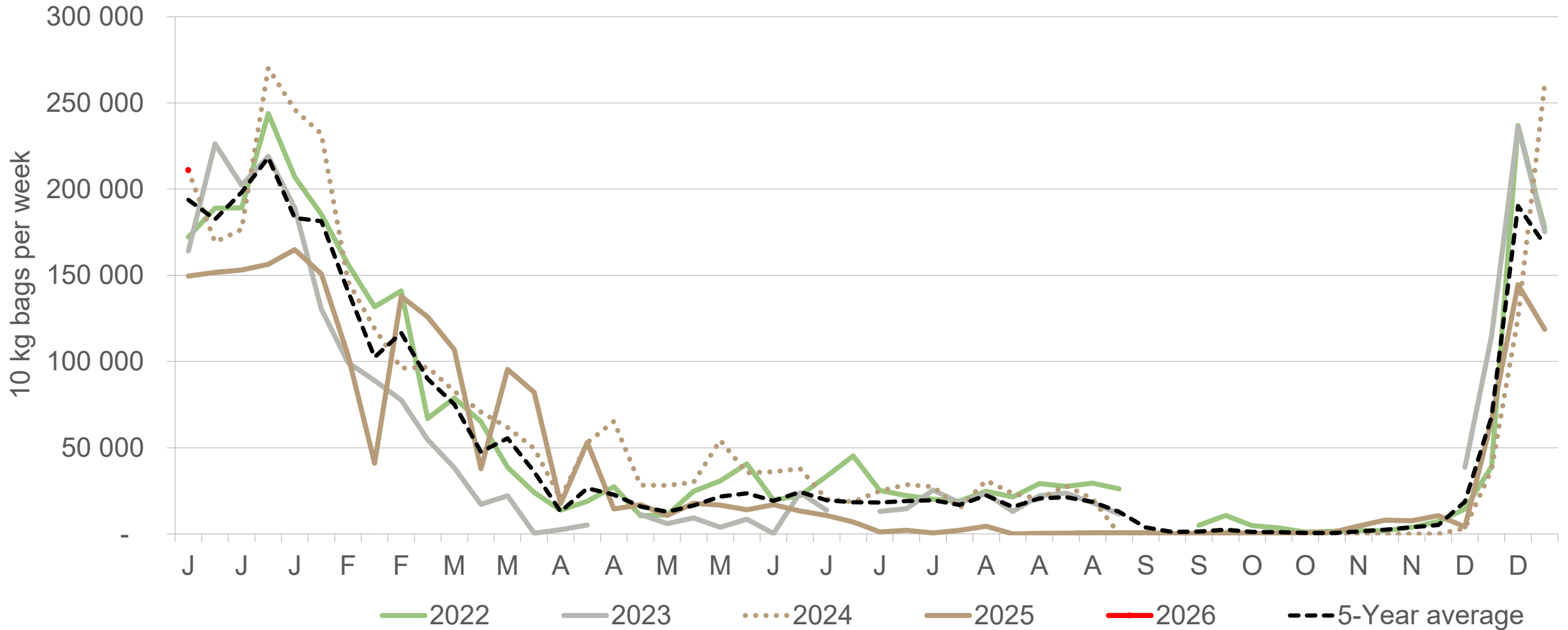
# South Western Free State: Amount of 10 kg bags per week sold on FPMs (all classes)



Sold 38% bags **less** than the first 1 weeks of 2025 and 191,622 bags **less** than the 5-year average (2021 to 2025) of the first 1 weeks of each year.

*Data disclaimer: Potatoes SA does not take responsibility for the accuracy or interpretation of company data re-purposed by 3rd parties*

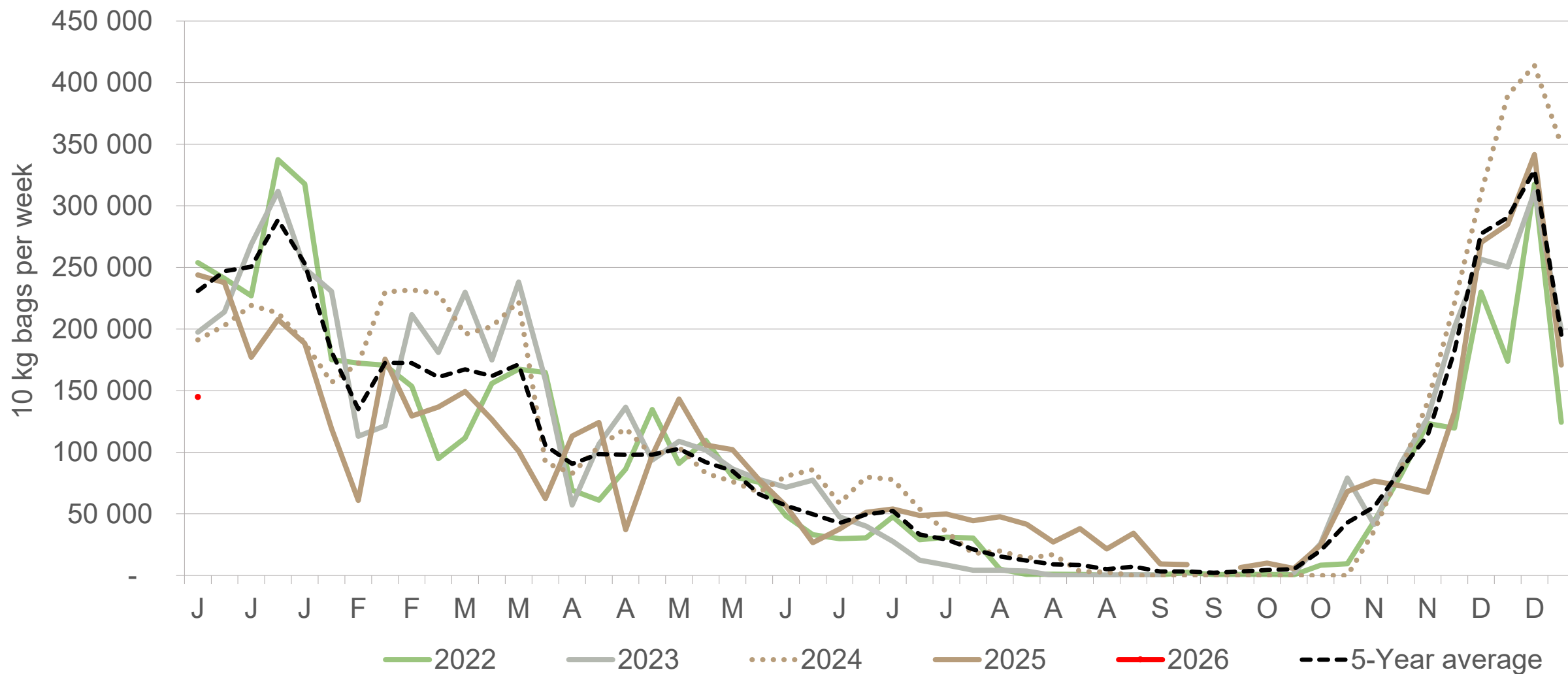
# Gauteng: Amount of 10 kg bags per week sold on FPMs (all classes)



Sold 41% bags **more** than the first 1 weeks of 2025 and 17,279 bags **more** than the 5-year average (2021 to 2025) of the first 1 weeks of each year.

*Data disclaimer: Potatoes SA does not take responsibility for the accuracy or interpretation of company data re-purposed by 3rd parties*

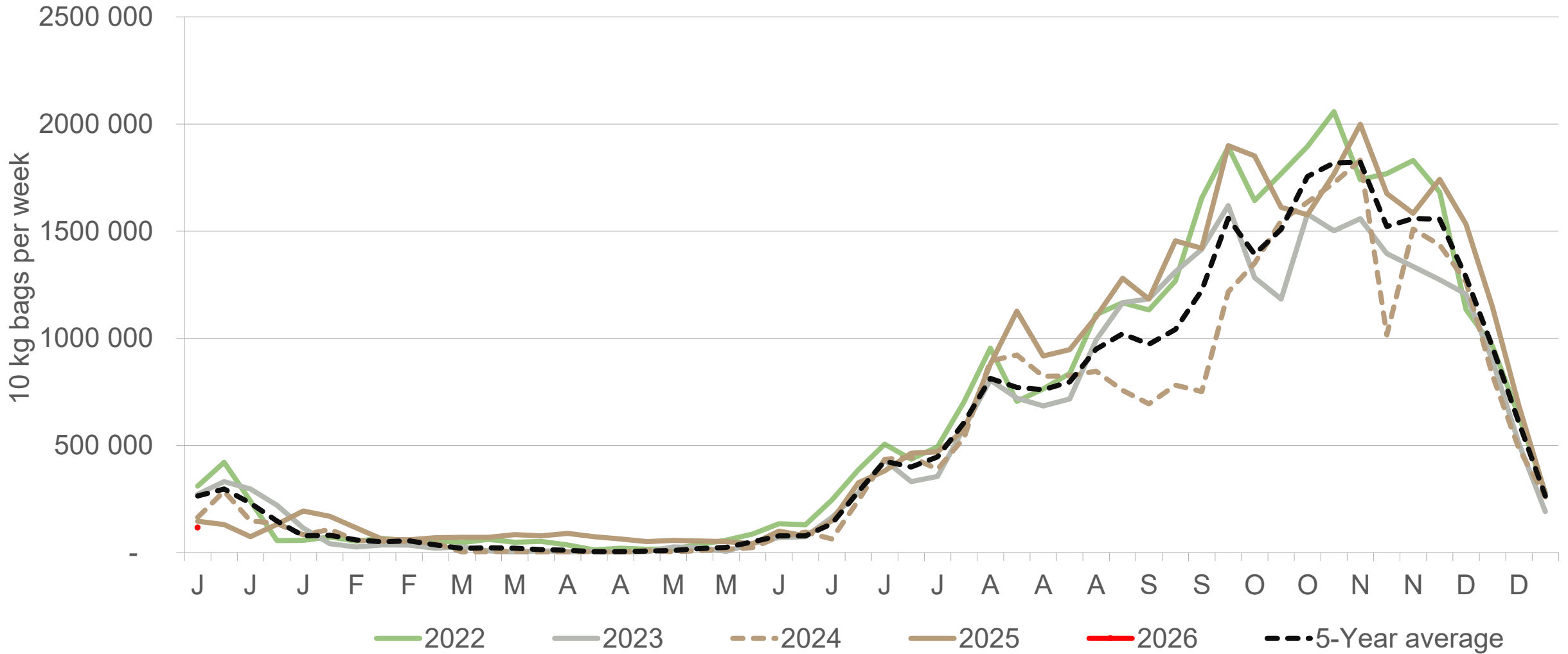
# KwaZulu-Natal: Amount of 10 kg bags per week sold on FPMs (all classes)



Sold 41% bags **less** than the first 1 weeks of 2025 and 86,043 bags **less** than the 5-year average (2021 to 2025) of the first 1 weeks of each year.

*Data disclaimer: Potatoes SA does not take responsibility for the accuracy or interpretation of company data re-purposed by 3rd parties*

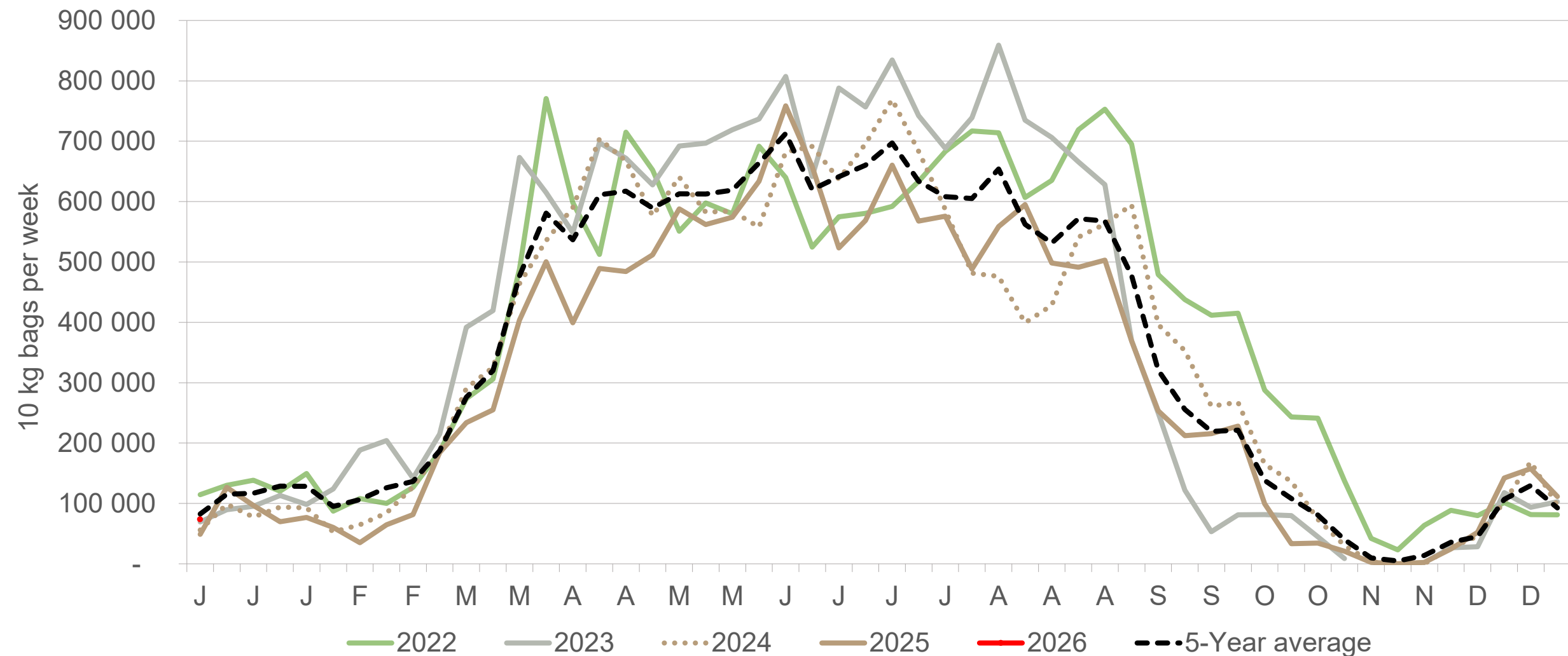
# Limpopo: Amount of 10 kg bags per week sold on FPMs (all classes)



Sold 20% bags **less** than the first 1 weeks of 2025 and 132,307 bags **less** than the 5-year average (2021 to 2025) of the first 1 weeks of each year

*Data disclaimer: Potatoes SA does not take responsibility for the accuracy or interpretation of company data re-purposed by 3rd parties*

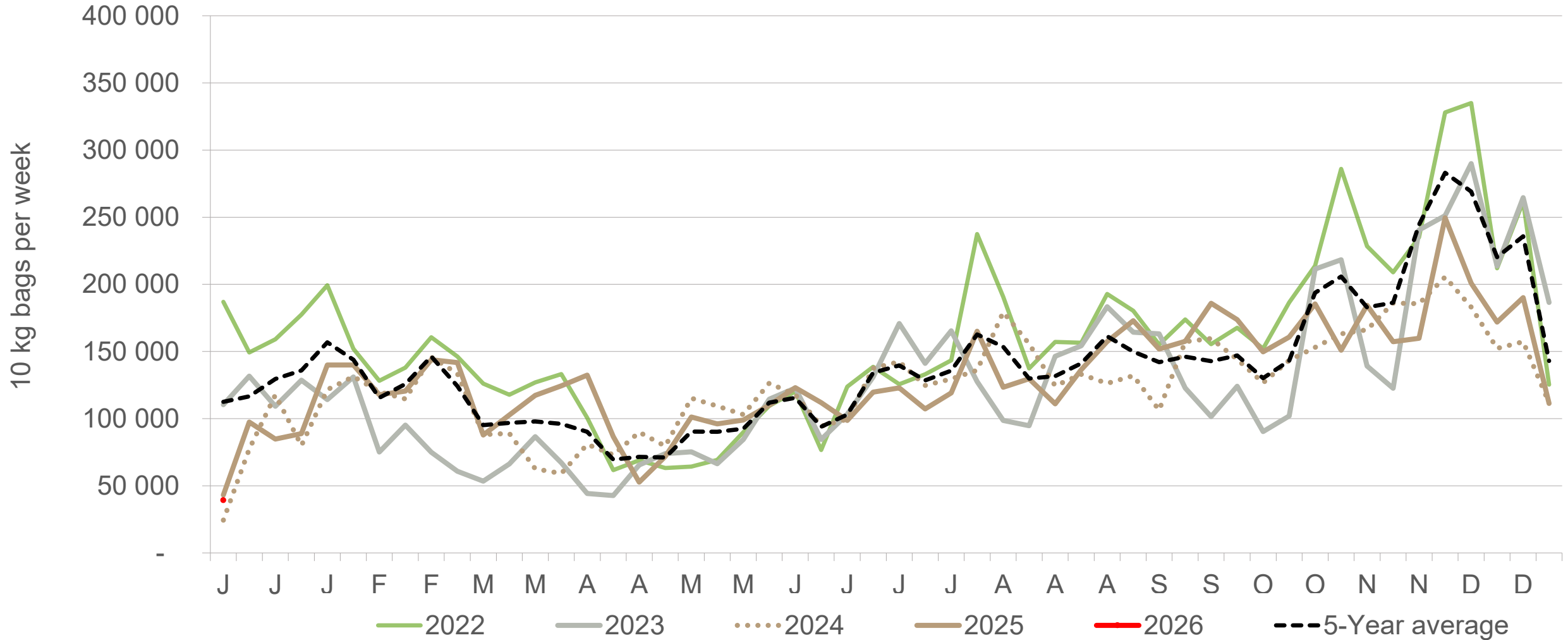
# Western Free State : Amount of 10 kg bags per week sold on FPMs (all classes)



Sold 51% bags **more** than the first 1 weeks of 2025 and 8,721 bags **less** than the 5-year average (2021 to 2025) of the first 1 weeks of each year.

*Data disclaimer: Potatoes SA does not take responsibility for the accuracy or interpretation of company data re-purposed by 3rd parties*

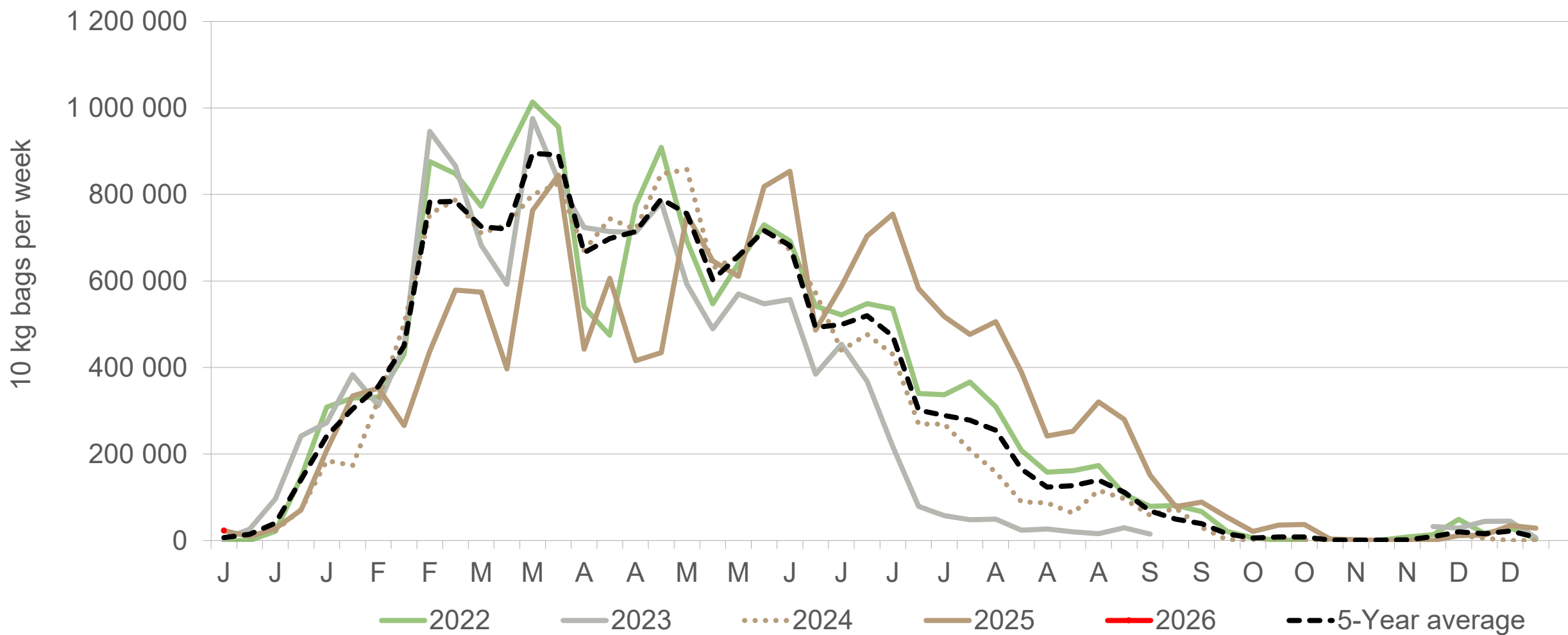
# Sandveld: Amount of 10 kg bags per week sold on FPMs (all classes)



Sold 9% bags **less** than the first 1 weeks of 2025 and 73,341 bags **less** than the 5-year average (2021 to 2025) of the first 1 weeks of each year.

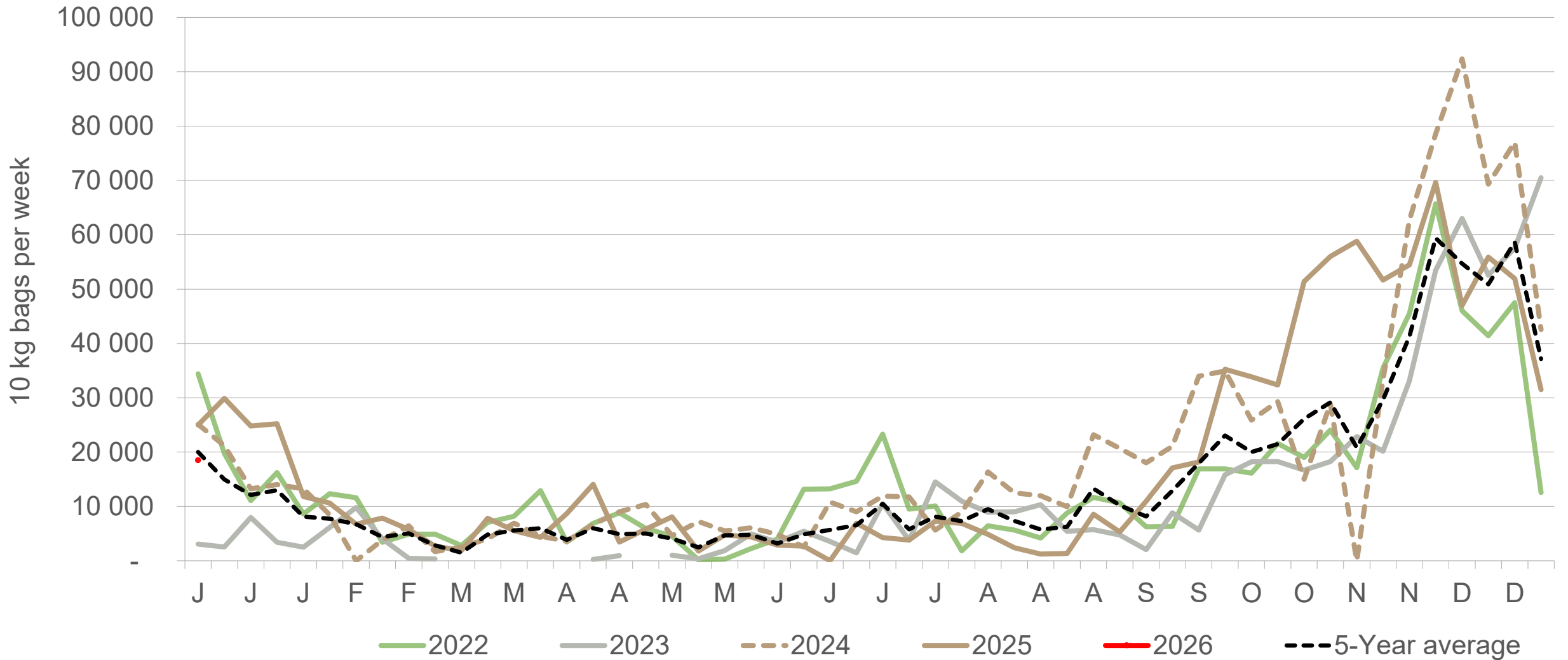
*Data disclaimer: Potatoes SA does not take responsibility for the accuracy or interpretation of company data re-purposed by 3rd parties*

# Eastern Free State: Amount of 10 kg bags per week sold on FPMs (all classes)



Sold 0% bags **more** than the first 1 weeks of 2025 and 16,357 **more** than the 5-year average (2021 to 2025) of the first 1 weeks of each year.

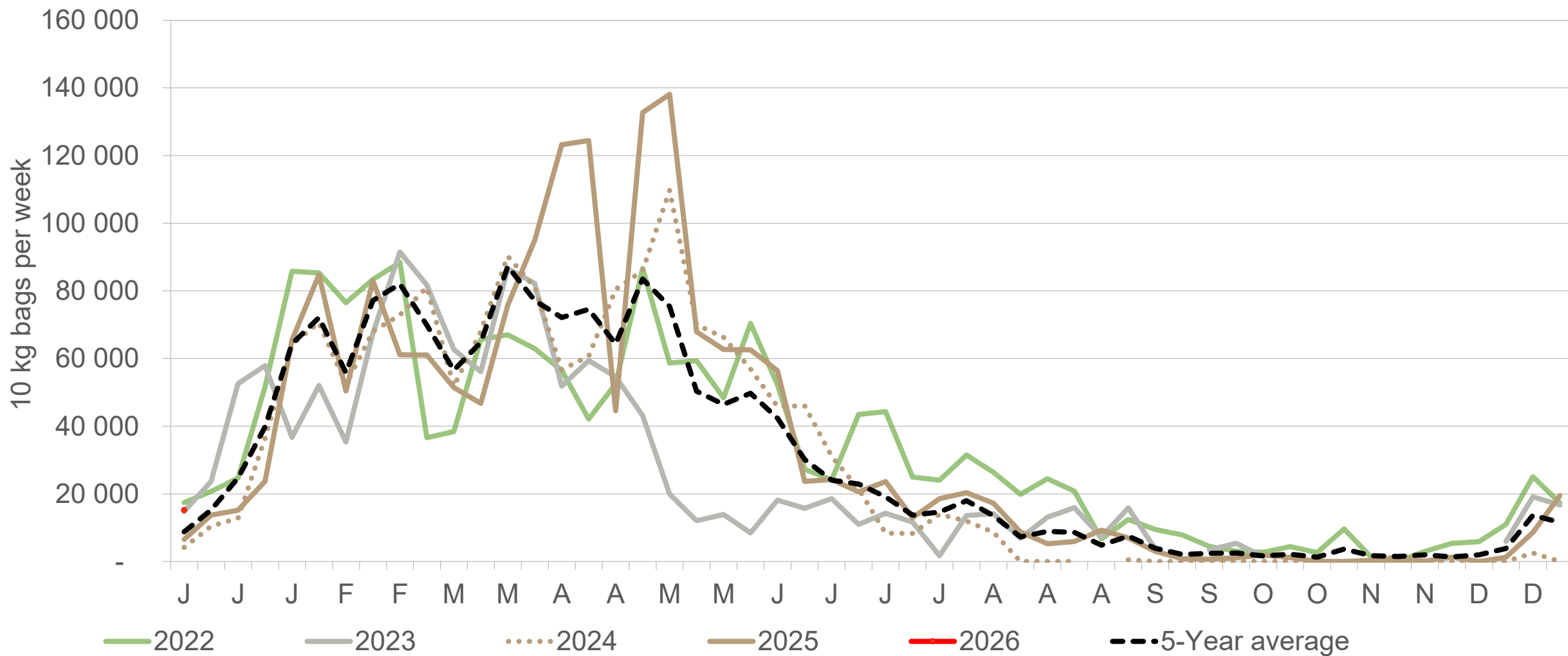
# Eastern Cape: Amount of 10 kg bags per week sold on FPMs (all classes)



Sold 26% bags **less** than the first 1 weeks of 2025 and 1,526 bags **less** than the 5-year average (2021 to 2025) of the 1 weeks of each year.

*Data disclaimer: Potatoes SA does not take responsibility for the accuracy or interpretation of company data re-purposed by 3rd parties*

# North Eastern Cape: Amount of 10 kg bags per week sold on FPMs (all classes)



Sold 132% bags **more** than the first 1 weeks of 2025 and 6,324 bags **more** than the 5-year average (2021 to 2025) of the first 1 weeks of each year.

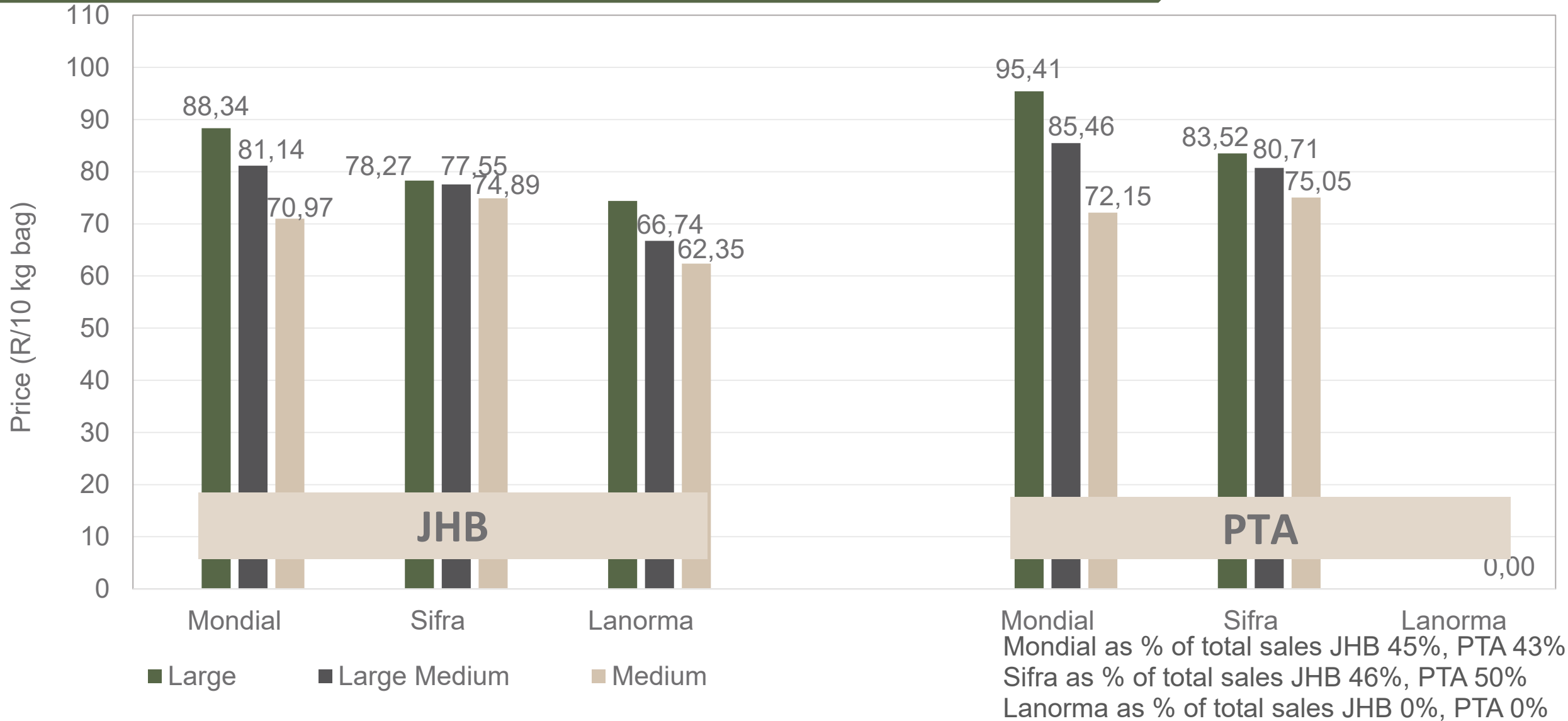
*Data disclaimer: Potatoes SA does not take responsibility for the accuracy or interpretation of company data re-purposed by 3rd parties*

# Average weekly prices and volumes for 10 kg bags of potatoes sold on selected markets from selected production regions

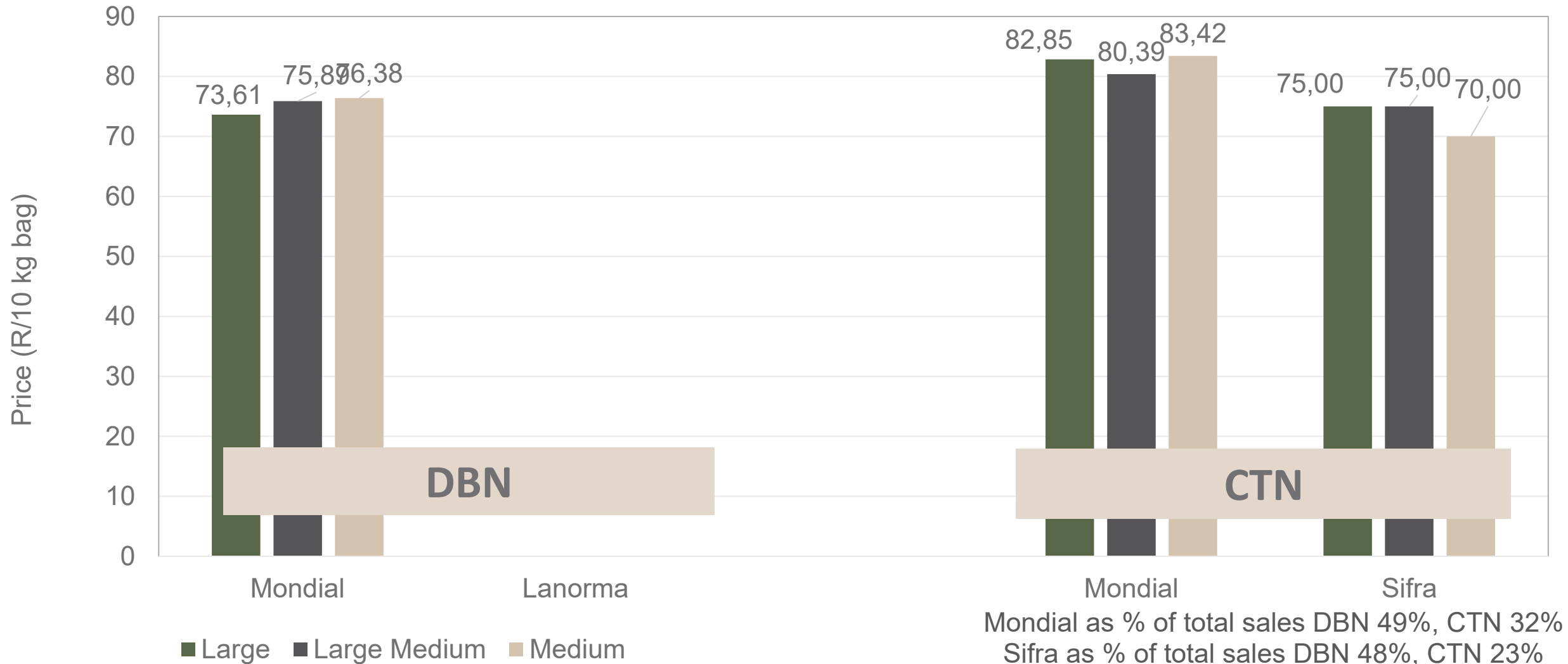
Klas & Grootte	North West				South Western Freestate				Gauteng				KwaZulu-Natal				Limpopo				All Regions	
	JOH		PRE		JOH		PRE		JOH		PRE		DUR		PIE		JOH		PRE		All Markets	
	Volume	Prices	Volume	Prices	Volume	Prices	Volume	Prices	Volume	Prices	Volume	Prices	Volume	Prices	Volume	Prices	Volume	Prices	Volume	Prices	Volume	Prices
	10kg	R/10kg	10kg	R/10kg	10kg	R/10kg	10kg	R/10kg	10kg	R/10kg	10kg	R/10kg	10kg	R/10kg	10kg	R/10kg	10kg	R/10kg	10kg	R/10kg	10kg	R/10kg
1L	48 634	78,99	15 373	91,51	18 565	62,56	6 233	80,52	50 264	74,83	8 085	90,58	4 836	71,54	1 497	87,70	14 662	85,33	4 736	92,69	289 525	79,46
1L/M	35 844	77,74	13 959	84,96	22 273	64,58	14 646	79,22	47 578	69,84	7 764	81,95	6 520	70,96	1 772	68,93	18 122	77,54	4 832	85,72	280 697	74,86
1M	25 119	72,61	8 663	82,35	23 513	63,35	8 022	72,53	26 862	69,46	7 068	80,94	6 470	72,18	1 619	62,34	15 308	63,80	5 678	63,31	231 863	69,20
1S	8 264	44,68	3 357	51,60	3 744	36,97	525	41,96	13 889	42,68	2 233	49,34	3 565	38,17	444	42,61	7 091	37,51	1 636	45,68	71 783	42,58
1S/M	13 176	58,90	5 276	63,04	7 447	44,35	1 111	61,82	3 787	52,23	2 525	64,56	1 065	30,48	642	56,14	903	38,89	941	51,23	71 522	53,66
1XL	-	-	-	-	-	-	-	-	-	-	-	-	-	-	-	-	249	81,00	-	-	1 643	78,45
1XS	6 182	43,19	-	-	1 214	43,54	-	-	2 645	24,86	-	-	-	-	-	-	5 161	14,40	-	-	16 124	29,62
1XXS	376	48,78	-	-	-	-	-	-	64	25,00	-	-	-	-	-	-	-	-	-	-	440	45,32
2L	1 006	63,26	707	76,97	1 091	67,68	2 275	74,60	6 142	64,33	3 456	79,80	1 589	72,02	502	75,12	1 724	81,06	3 145	81,59	60 715	73,52
2L/M	977	70,83	466	75,09	992	65,41	2 083	66,66	3 096	47,55	362	46,87	1 883	64,78	492	67,70	220	62,43	2 884	77,01	43 568	66,03
2M	2 385	53,20	501	75,08	-	-	1 870	70,88	1 665	45,46	400	71,02	1 977	58,47	784	51,54	770	58,29	2 903	72,15	41 508	56,90
2S	116	20,22	110	44,09	-	-	153	37,35	1 922	30,06	670	24,87	1 051	30,52	398	35,28	-	-	1 003	49,62	17 288	34,35
2S/M	99	43,48	443	60,17	-	-	552	55,52	-	-	586	46,47	100	35,00	95	49,47	220	50,00	283	43,72	7 714	45,27
2XL	-	-	-	-	-	-	-	-	-	-	-	-	-	-	-	-	-	-	-	-	160	85,00
2XS	97	8,25	-	-	75	62,13	-	-	-	-	-	-	-	-	-	-	-	-	-	-	1 935	14,47
2XXS	-	-	-	-	-	-	-	-	-	-	-	-	-	-	-	-	-	-	-	-	286	12,34
3L	456	46,64	159	40,85	1 677	48,41	100	70,00	1 650	57,27	-	-	240	40,00	20	55,00	234	53,80	220	60,00	12 295	54,89
3L/M	2 263	57,74	766	53,64	90	61,01	70	35,00	2 830	34,21	-	-	1 758	44,34	38	64,74	-	-	10	10,00	17 887	51,40
3M	2 612	51,83	1 542	46,15	2 453	41,90	1 655	46,05	7 797	35,60	1 979	36,37	-	-	1 219	57,45	1 318	39,01	2 420	61,97	35 358	45,03
3S/M	-	-	620	36,77	-	-	-	-	-	-	-	-	-	-	-	-	-	-	-	-	2 231	38,48
3XS	-	-	-	-	-	-	-	-	-	-	-	-	-	-	-	-	-	-	-	-	250	17,62
3XXS	-	-	-	-	-	-	-	-	-	-	-	-	-	-	-	-	-	-	-	-	-	-
4L	-	-	-	-	-	-	-	-	-	-	40	66,00	-	-	-	-	-	-	-	-	40	66,00
4L/M	-	-	-	-	-	-	-	-	-	-	-	-	932	47,60	240	56,13	-	-	-	-	1 207	49,37
4M	-	-	-	-	-	-	-	-	-	-	-	-	-	-	472	48,53	-	-	-	-	1 132	47,44
4S	-	-	-	-	-	-	-	-	-	-	-	-	-	-	-	-	-	-	-	-	-	-
4S/M	-	-	-	-	-	-	-	-	-	-	-	-	-	-	-	-	-	-	-	-	-	-
Total	147 606	70,71	54 179	77,74	83 134	59,47	39 507	73,47	170 238	64,34	35 259	75,31	32 866	60,21	10 638	61,88	65 982	65,20	31 577	71,83	1 223 983	67,23

Data disclaimer: Potatoes SA does not take responsibility for the accuracy or interpretation of company data re-purposed by 3rd parties

# PTA & JHB markets: Average Prices - Different Sizes (only 10 kg bags)



# DBN & CTN markets: Average Prices - Different Sizes (only 10 kg bags)



Mondial as % of total sales DBN 49%, CTN 32%  
 Sifra as % of total sales DBN 48%, CTN 23%  
 Lanorma as % of total sales DBN 0%, CTN 0%

*Data disclaimer: Potatoes SA does not take responsibility for the accuracy or interpretation of company data re-purposed by 3rd parties*

# Thank you for your time

Feel free to contact us

Lebo@potatoes.co.za

Jodie@potatoes.co.za



+27 (0)12 349 1906



6 De Havilland Crescent

Persequor Techno Park

Persequor Park

Pretoria



[www.potatoes.co.za](http://www.potatoes.co.za)



Potatoes  
Aartappels SA