



Weekly Market Information

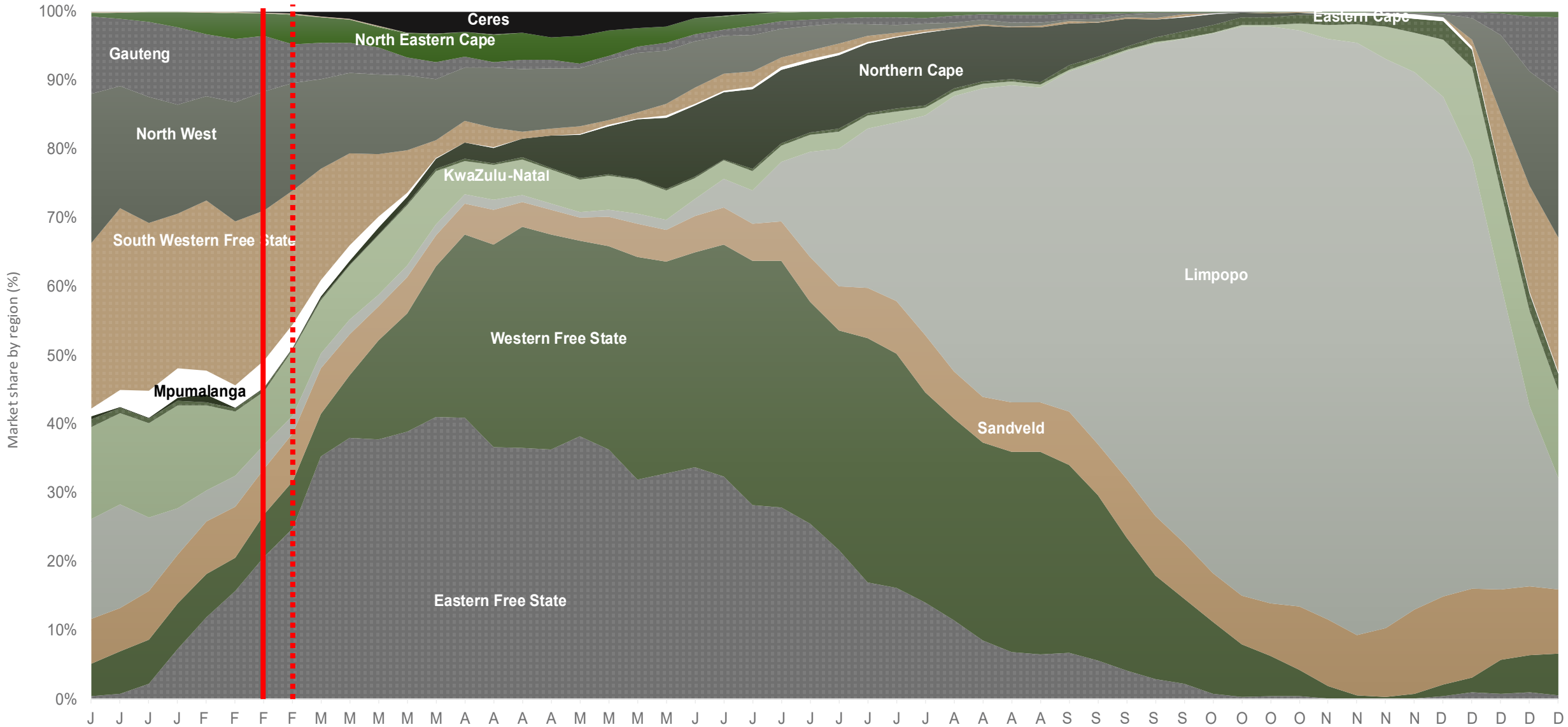
20 February 2026



**Potatoes
Aartappels SA**

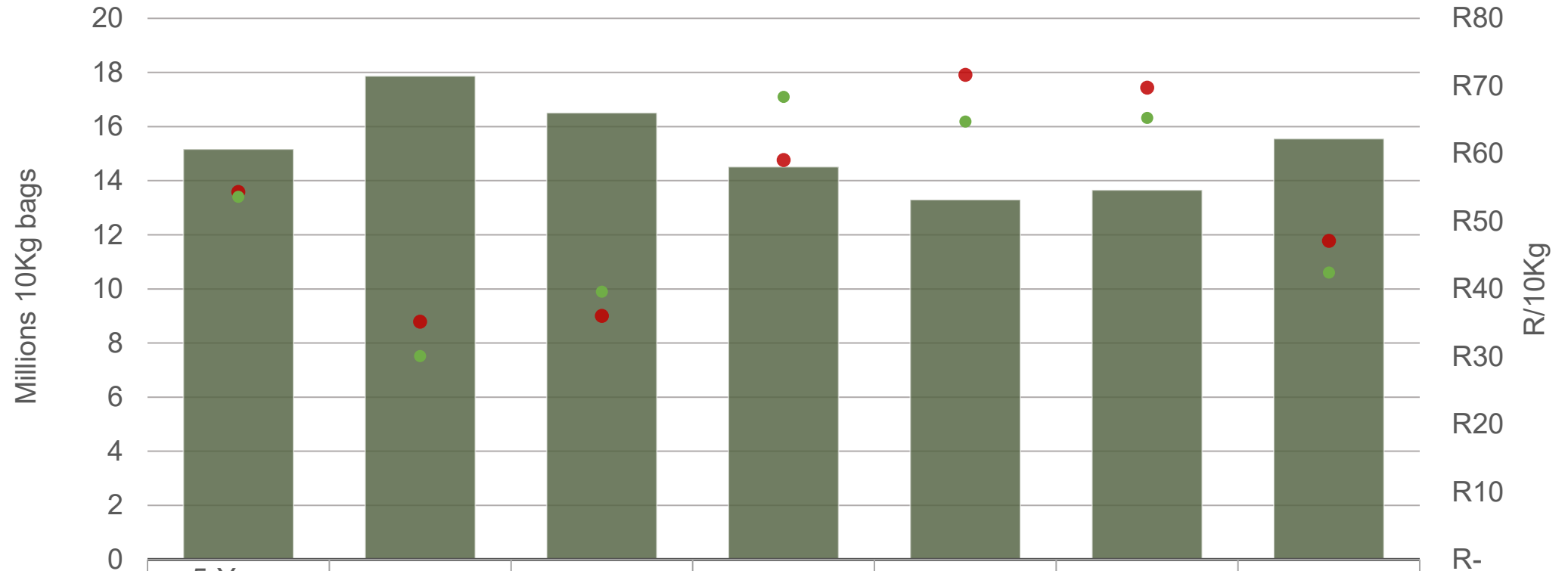
www.potatoes.co.za

Market share of regions on fresh produce markets 2021-2025



Data disclaimer: Potatoes SA does not take responsibility for the accuracy or interpretation of company data re-purposed by 3rd parties

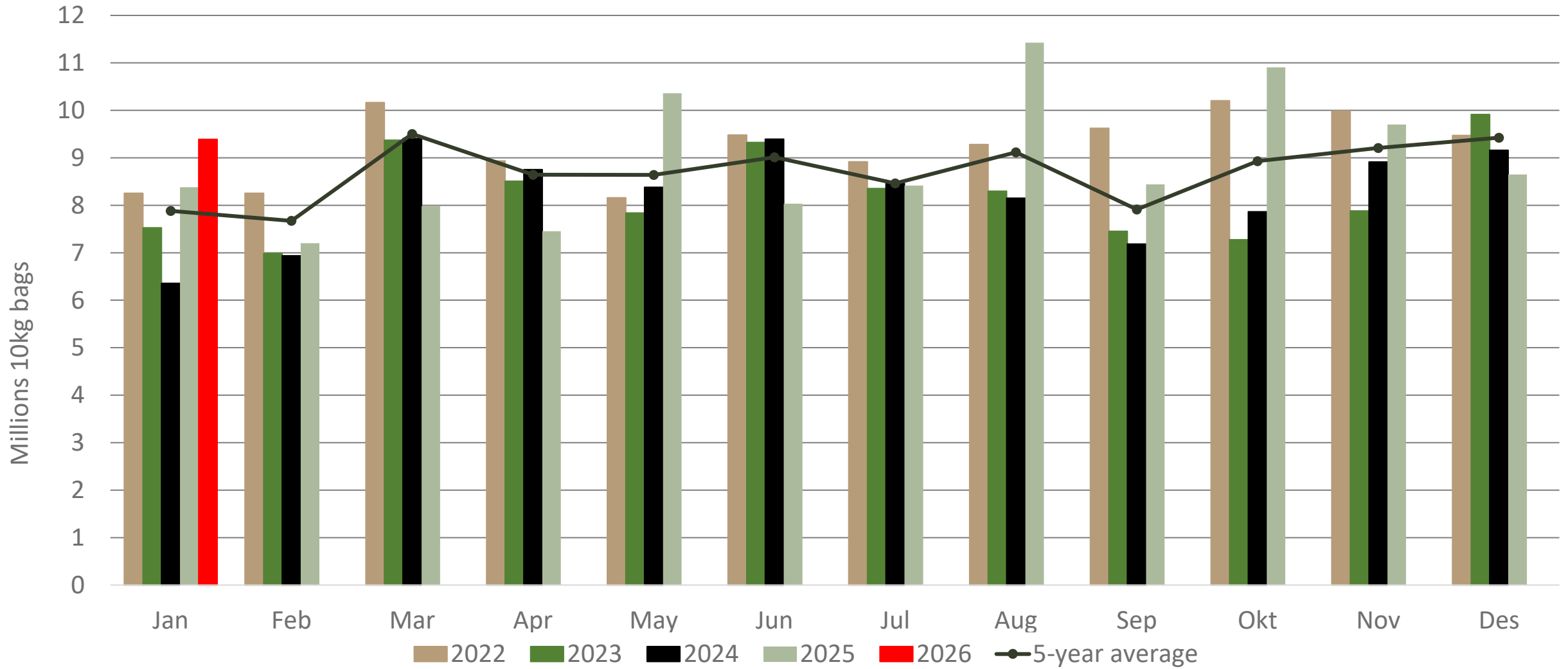
Cumulative total number of 10 kg bags sold on markets



Sold 385,150 bags **more** than the **5-year average** (2021 to 2025) of the first 8 weeks of 2026

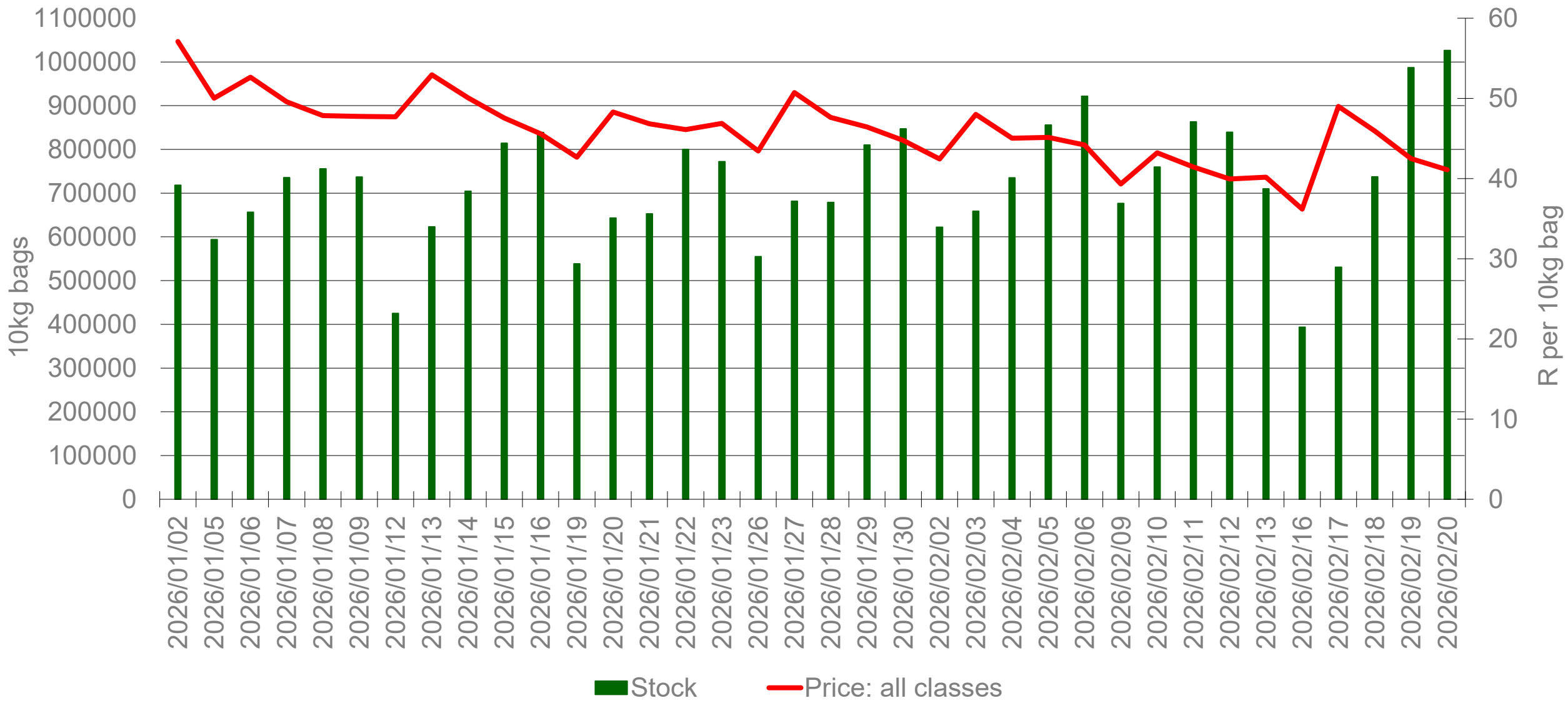
Data disclaimer: Potatoes SA does not take responsibility for the accuracy or interpretation of company data re-purposed by 3rd parties

Monthly sales volumes on markets: Potatoes



Data disclaimer: Potatoes SA does not take responsibility for the accuracy or interpretation of company data re-purposed by 3rd parties

RSA daily price versus daily available stocks (all classes & all sizes)



Data disclaimer: Potatoes SA does not take responsibility for the accuracy or interpretation of company data re-purposed by 3rd parties

JHB market daily : Top 10% versus bottom 10% prices – Class 1 Medium (since January 2026)



Data disclaimer: Potatoes SA does not take responsibility for the accuracy or interpretation of company data re-purposed by 3rd parties

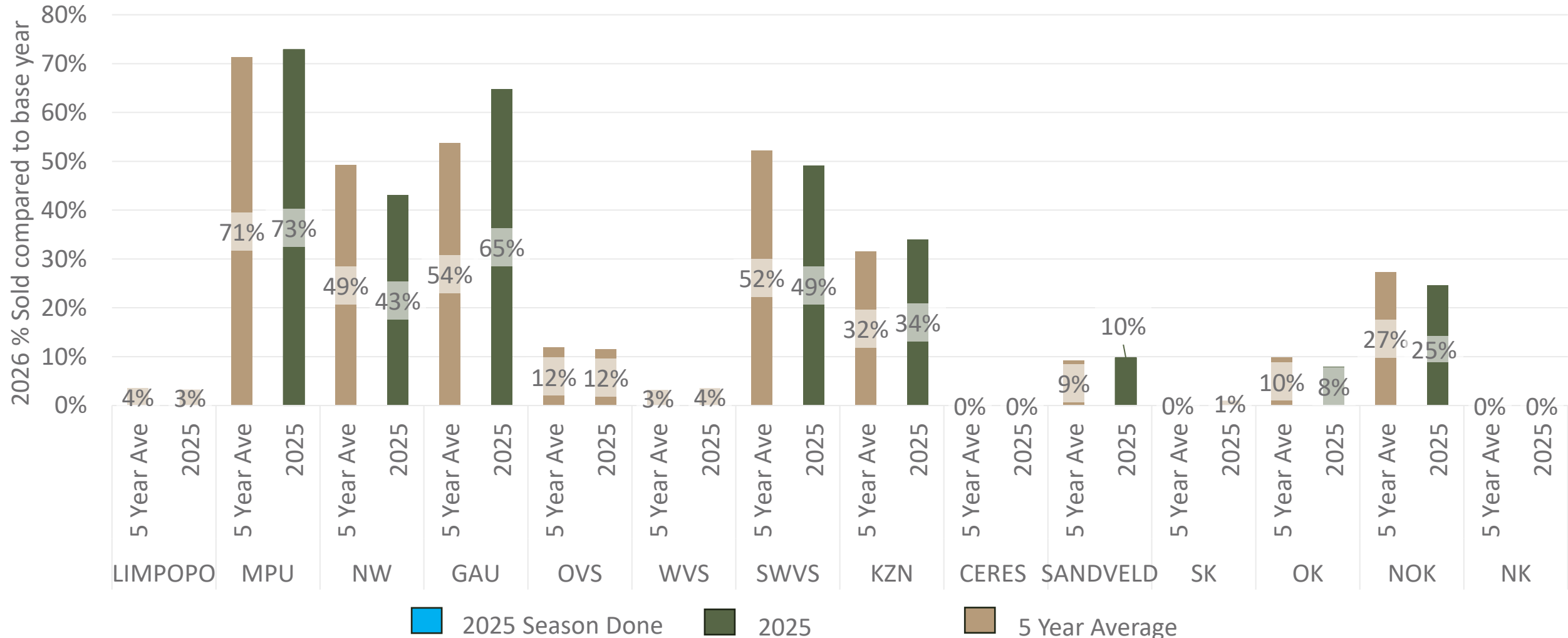
FPM Sales pace comparison per region

2026 compared to 5-year average and 2025



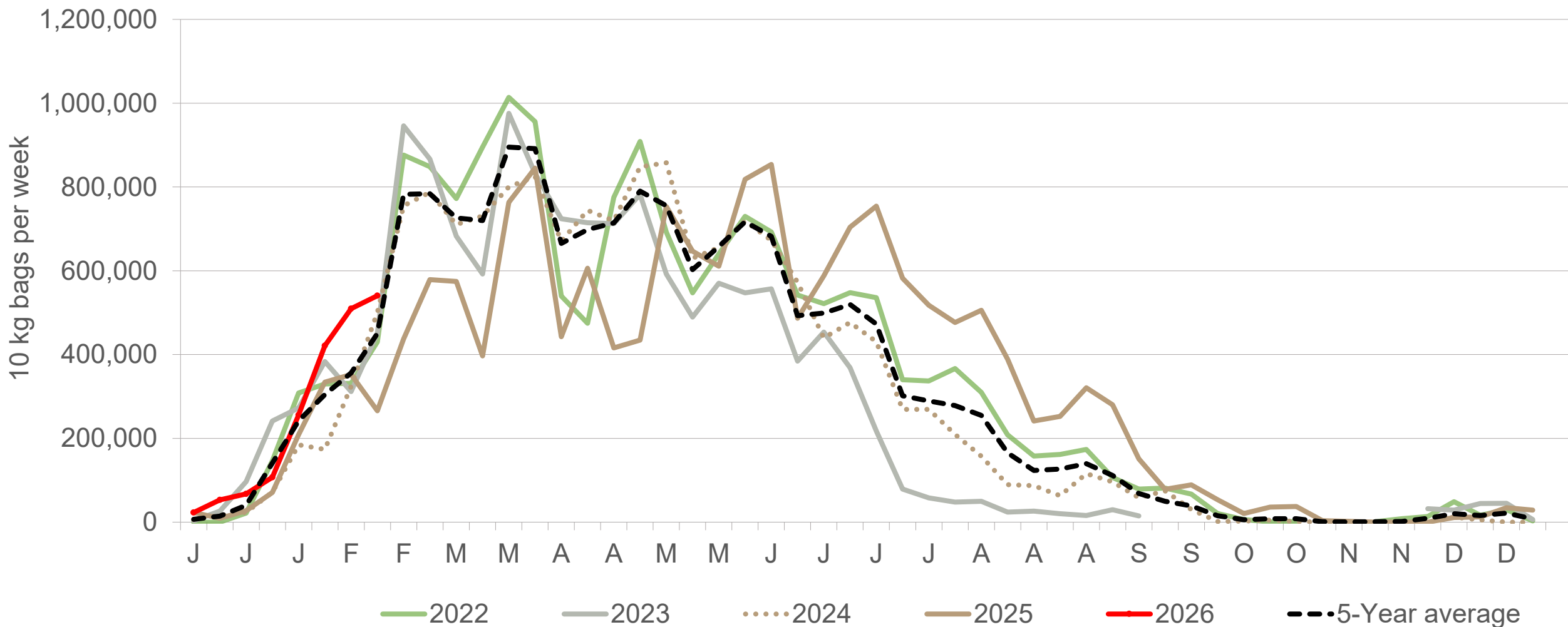
The *FPM Sales pace* compares the current year's cumulative volumes sold on the FPM with the previous year and the five-year average. Differences in these trends reflect variations in hectares planted, regional weather conditions, yield performance, and market timing. Blue indicates regions that are done delivering for this season. Seasons are based on calendar year.

Note: This comparison is based on total volumes sold, not on hectares planted



Data disclaimer: Potatoes SA does not take responsibility for the accuracy or interpretation of company data re-purposed by 3rd parties

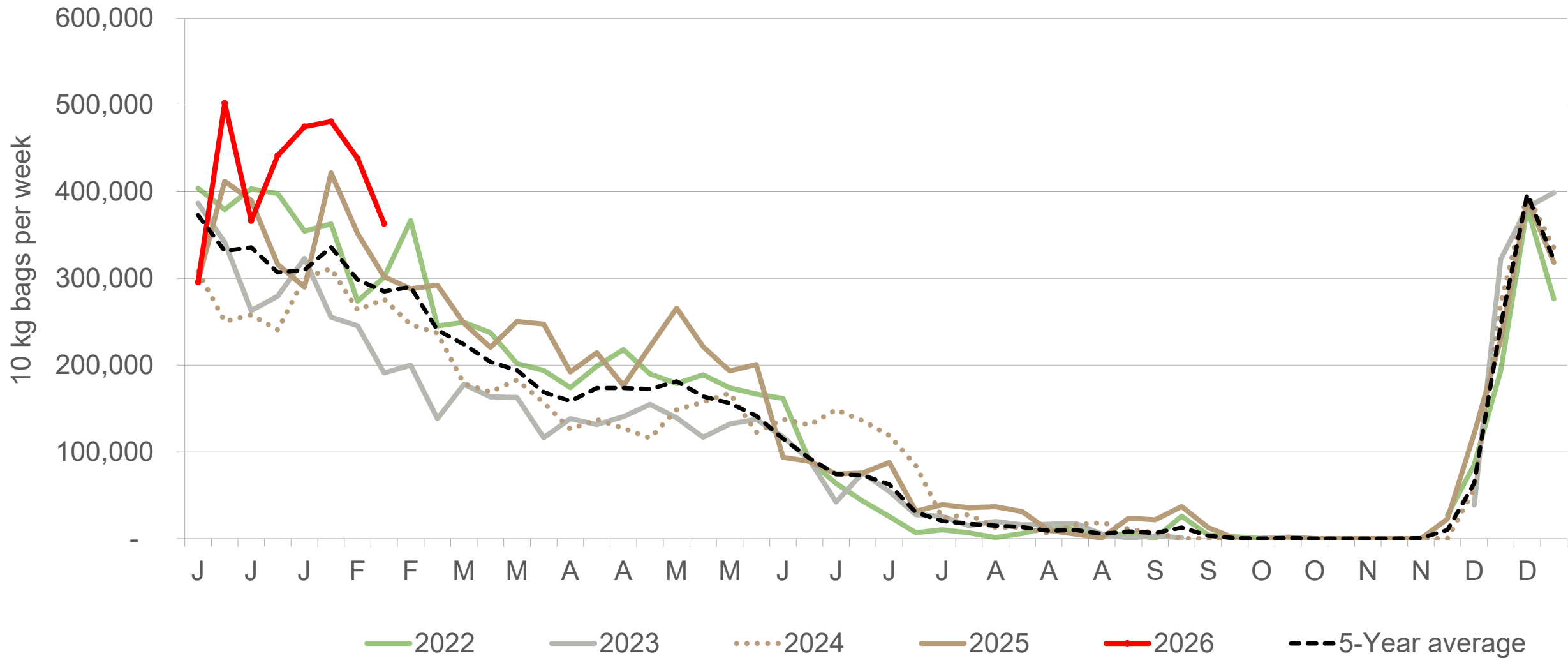
Eastern Free State: Amount of 10 kg bags per week sold on FPMs (all classes)



Sold 53% bags **more** than the first 8 weeks of 2025 and 422,798 **more** than the 5-year average (2021 to 2025) of the first 8 weeks of each year.

Data disclaimer: Potatoes SA does not take responsibility for the accuracy or interpretation of company data re-purposed by 3rd parties

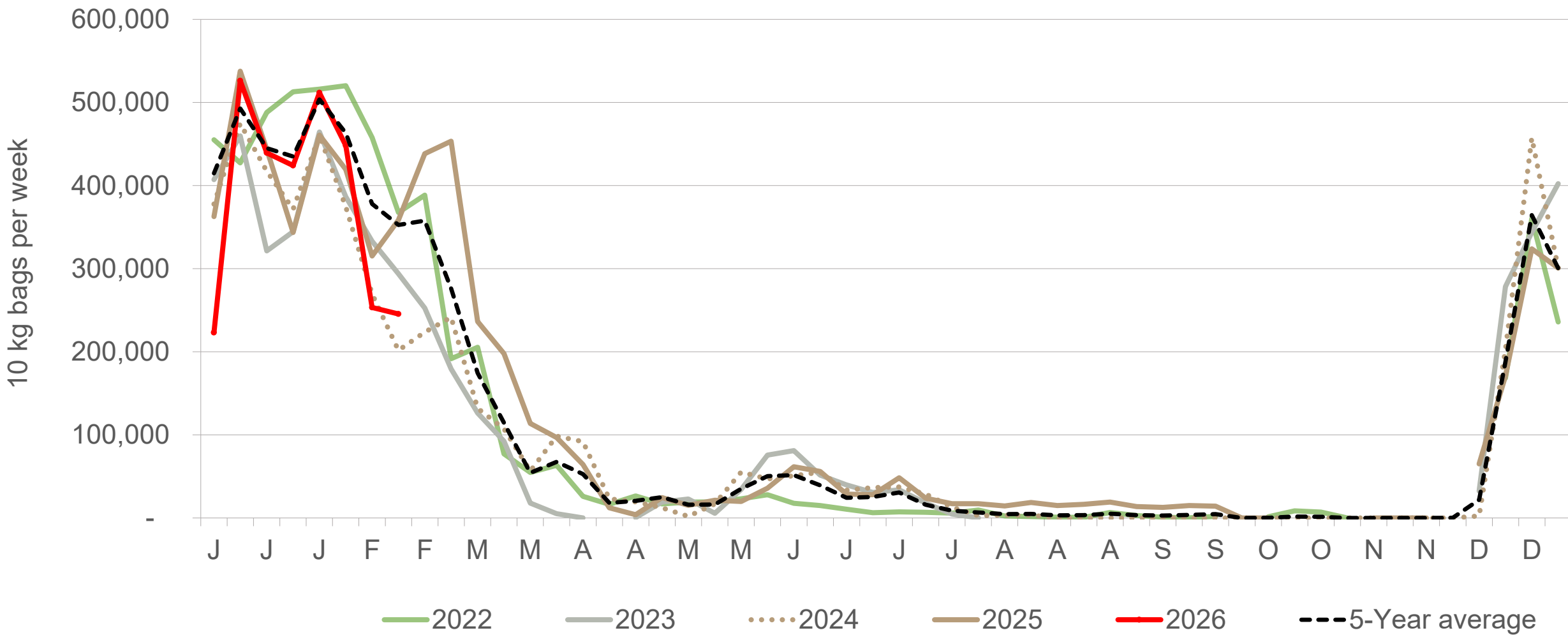
North-West: Amount of 10 kg bags per week sold on FPMs (all classes)



Sold 21% bags **more** than the first 8 weeks of 2025 and 786,937 **more** than the 5-year average (2021 to 2025) of the first 8 weeks of each year.

Data disclaimer: Potatoes SA does not take responsibility for the accuracy or interpretation of company data re-purposed by 3rd parties

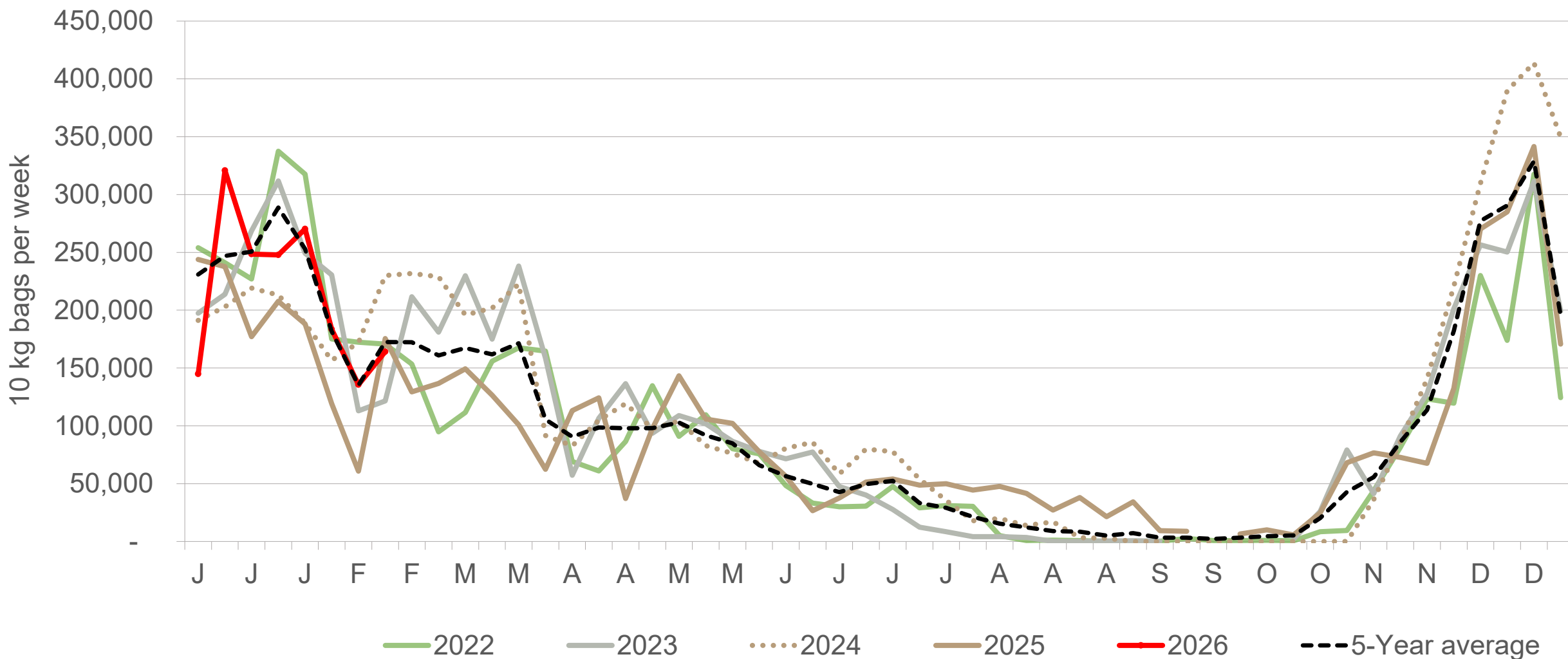
South Western Free State: Amount of 10 kg bags per week sold on FPMs (all classes)



Sold 5% bags **less** than the first 8 weeks of 2025 and 413,425 bags **less** than the 5-year average (2021 to 2025) of the first 8 weeks of each year.

Data disclaimer: Potatoes SA does not take responsibility for the accuracy or interpretation of company data re-purposed by 3rd parties

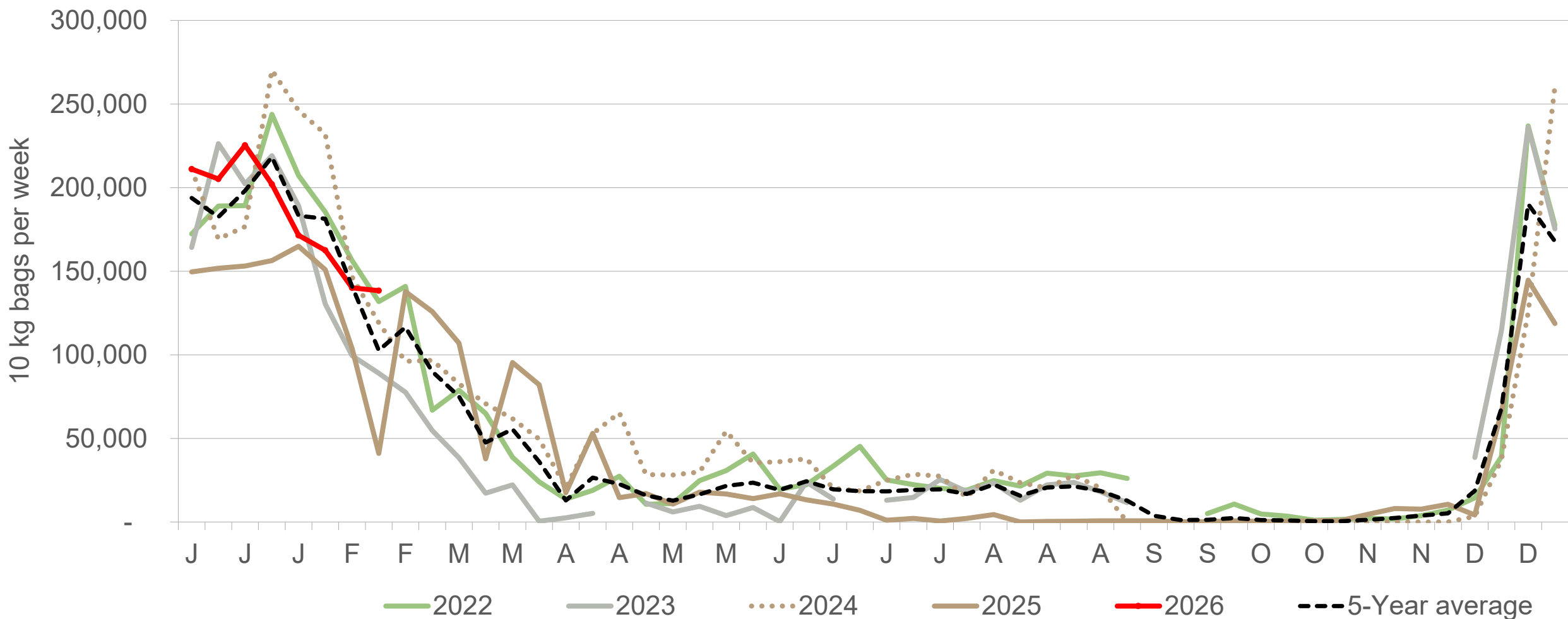
KwaZulu-Natal: Amount of 10 kg bags per week sold on FPMs (all classes)



Sold 22% bags **more** than the first 8 weeks of 2025 and 43,785 bags **less** than the 5-year average (2021 to 2025) of the first 8 weeks of each year.

Data disclaimer: Potatoes SA does not take responsibility for the accuracy or interpretation of company data re-purposed by 3rd parties

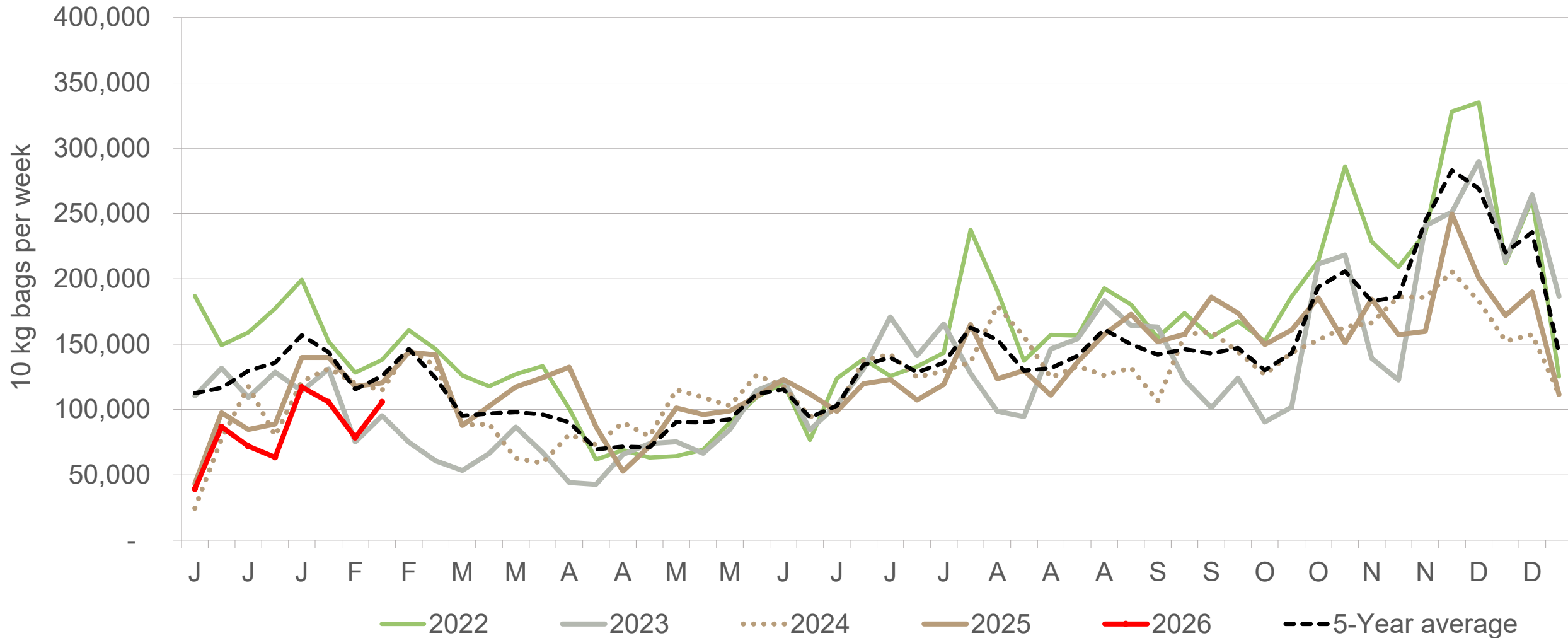
Gauteng: Amount of 10 kg bags per week sold on FPMs (all classes)



Sold 36% bags **more** than the first 8 weeks of 2025 and 55,142 bags **more** than the 5-year average (2021 to 2025) of the first 8 weeks of each year.

Data disclaimer: Potatoes SA does not take responsibility for the accuracy or interpretation of company data re-purposed by 3rd parties

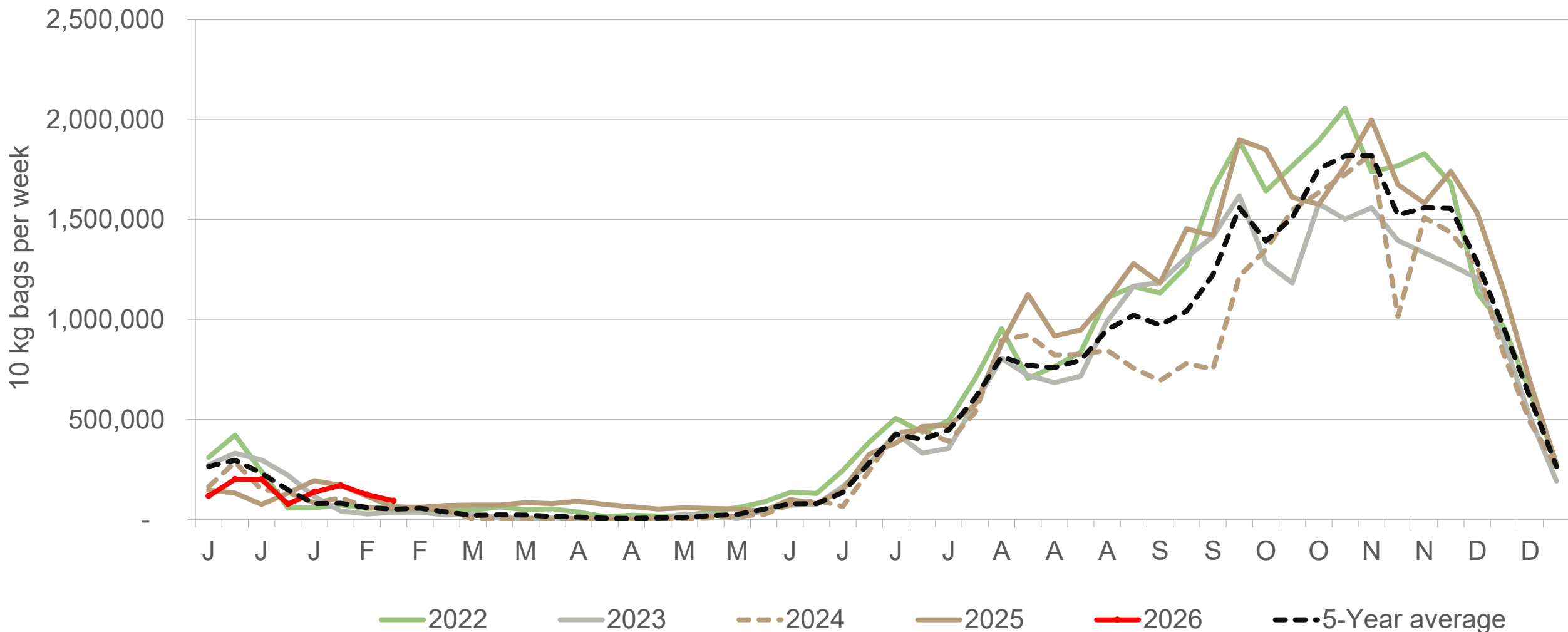
Sandveld: Amount of 10 kg bags per week sold on FPMs (all classes)



Sold 20% bags **less** than the first 8 weeks of 2025 and 367,970 bags **less** than the 5-year average (2021 to 2025) of the first 8 weeks of each year.

Data disclaimer: Potatoes SA does not take responsibility for the accuracy or interpretation of company data re-purposed by 3rd parties

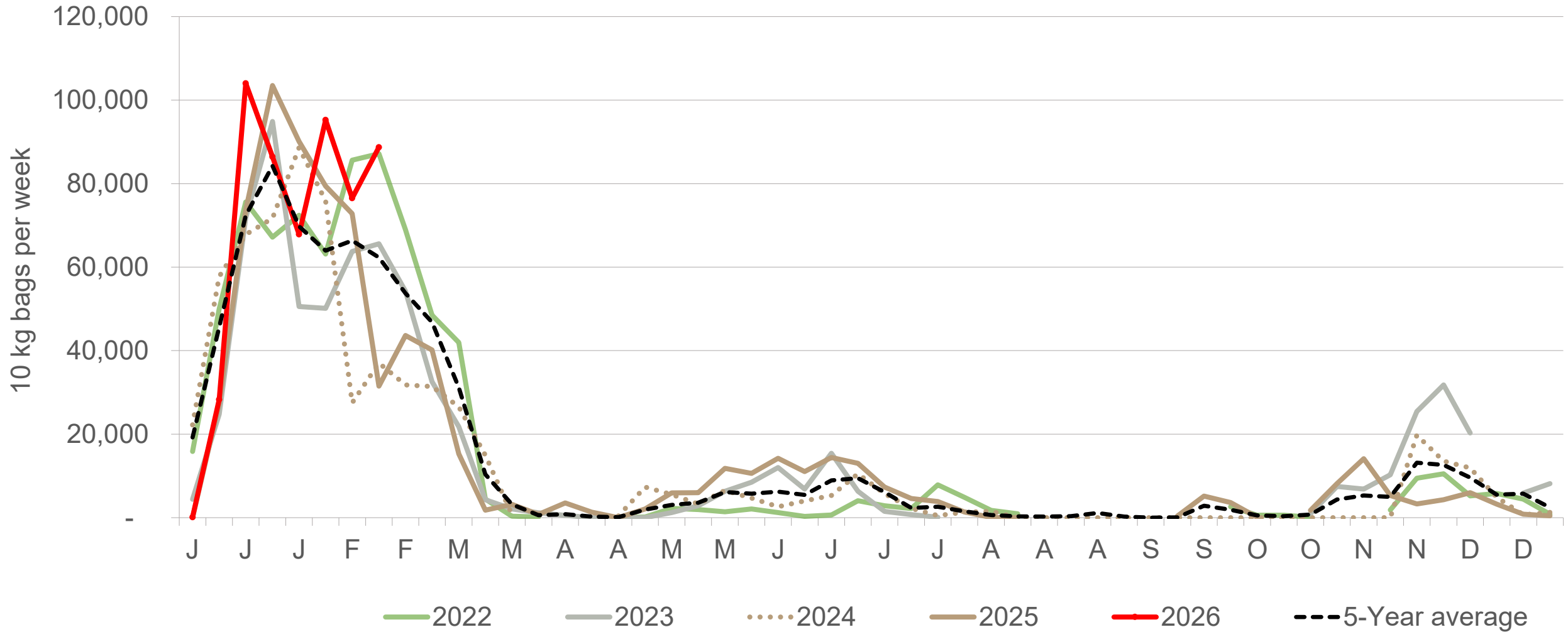
Limpopo: Amount of 10 kg bags per week sold on FPMs (all classes)



Sold 9% bags **more** than the first 8 weeks of 2025 and 25,284 bags **less** than the 5-year average (2021 to 2025) of the first 8 weeks of each year

Data disclaimer: Potatoes SA does not take responsibility for the accuracy or interpretation of company data re-purposed by 3rd parties

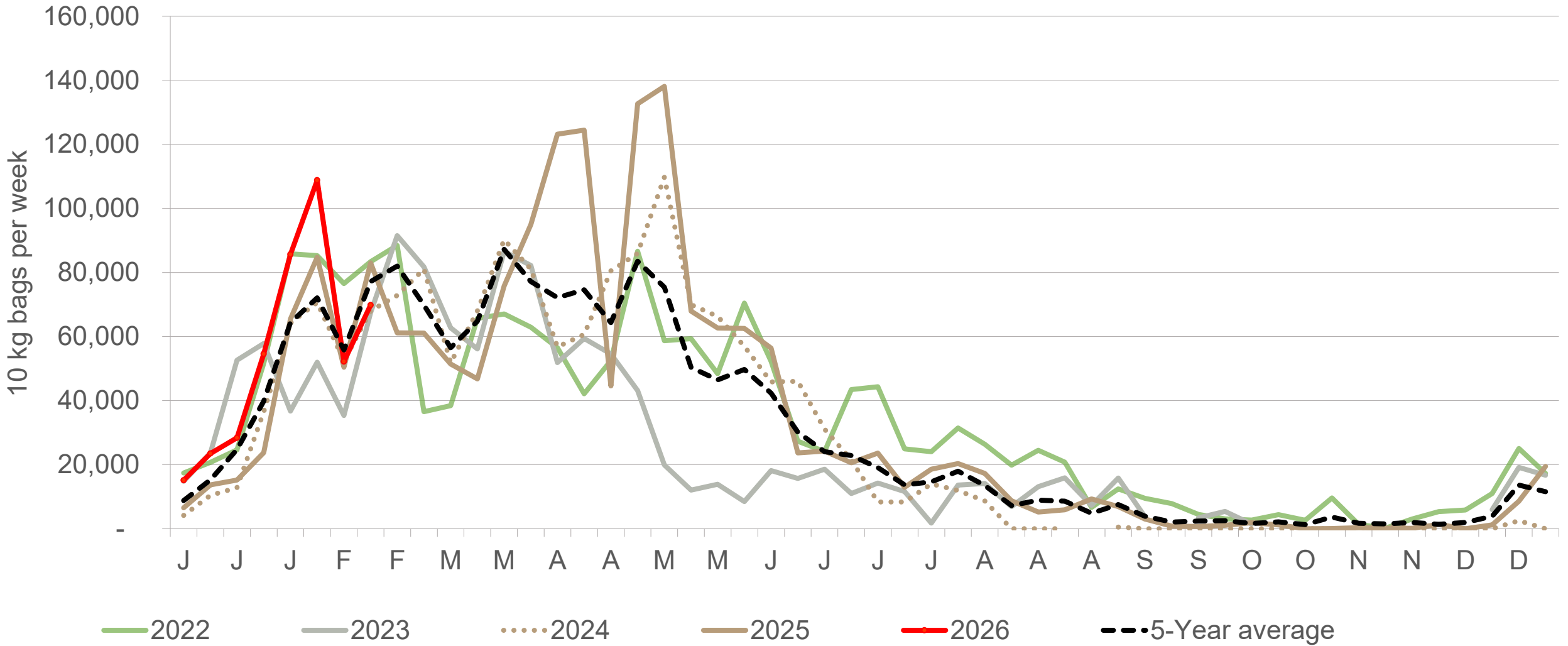
Mpumalanga: Amount of 10 kg bags per week sold on FPMs (all classes)



Sold 14% bags **more** than the first 1 weeks of 2025 and 63,394 bags **more** than the 5-year average (2021 to 2025) of the 8 weeks of each year.

Data disclaimer: Potatoes SA does not take responsibility for the accuracy or interpretation of company data re-purposed by 3rd parties

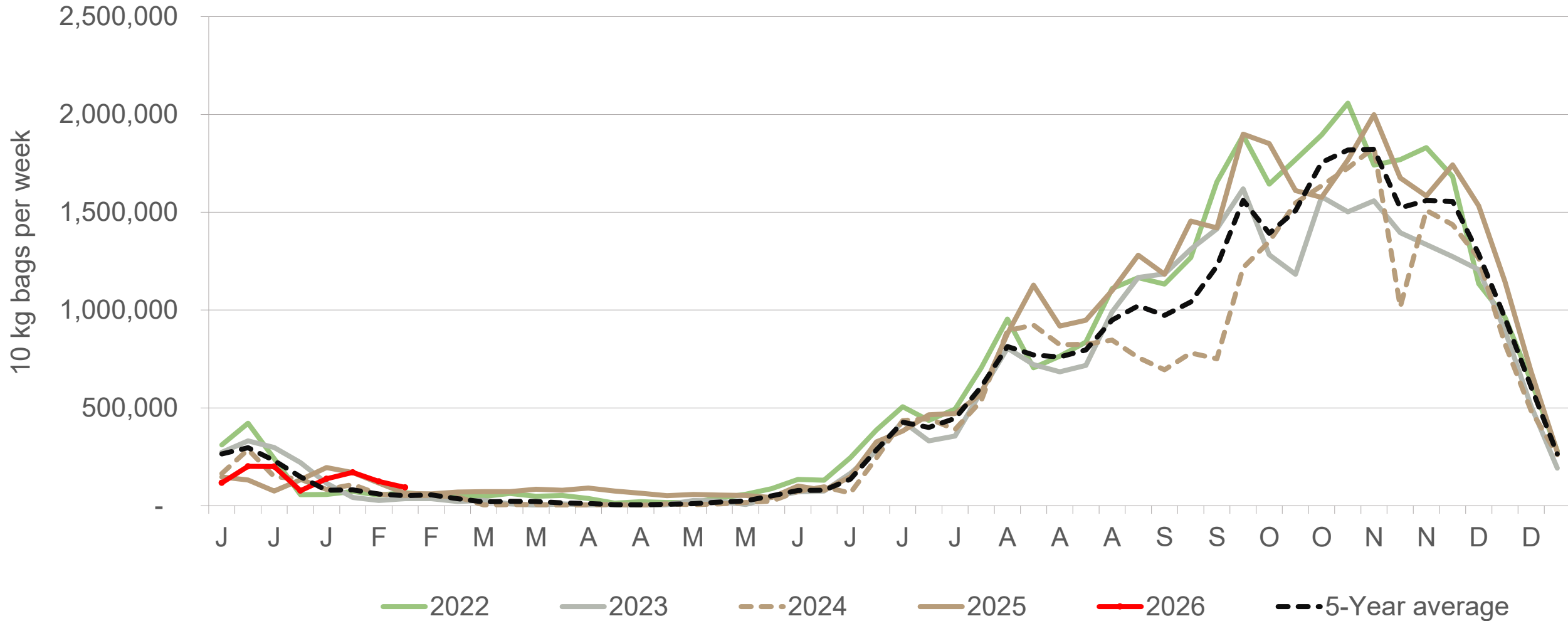
North Eastern Cape: Amount of 10 kg bags per week sold on FPMs (all classes)



Sold 28% bags **more** than the first 8 weeks of 2025 and 80,035 bags **more** than the 5-year average (2021 to 2025) of the first 8 weeks of each year.

Data disclaimer: Potatoes SA does not take responsibility for the accuracy or interpretation of company data re-purposed by 3rd parties

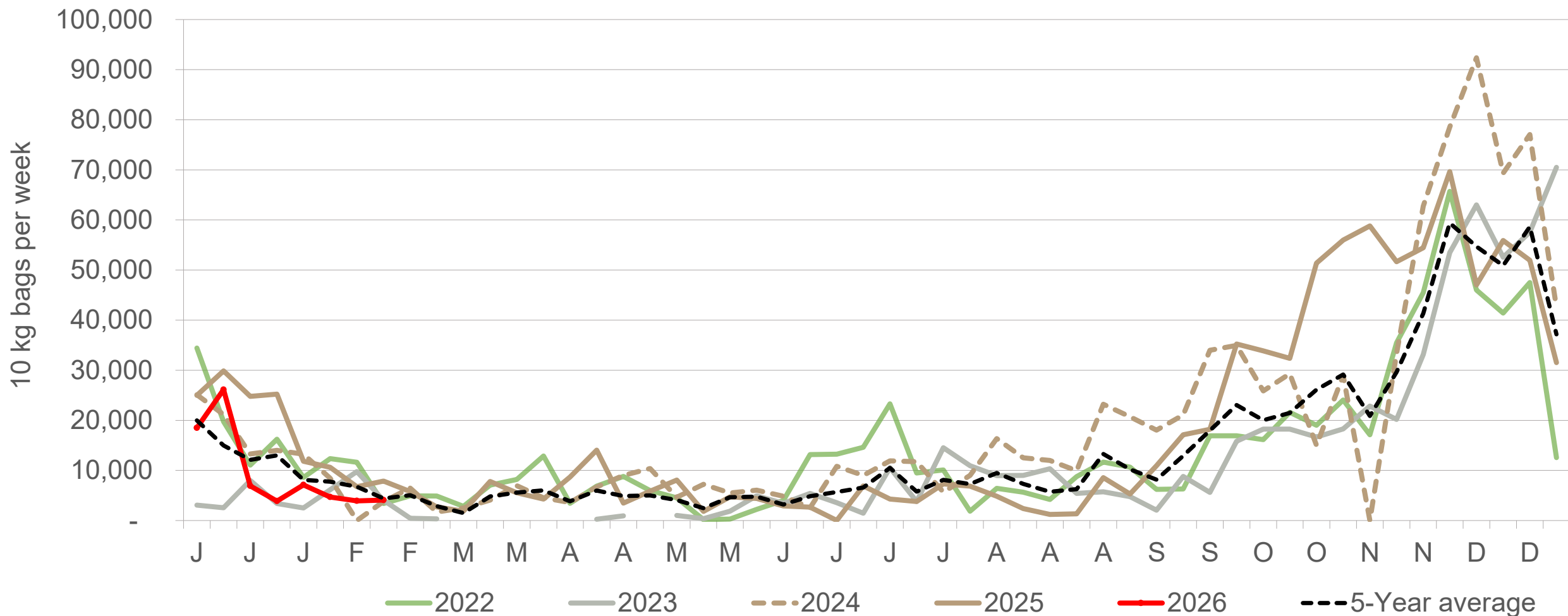
Western Free State : Amount of 10 kg bags per week sold on FPMs (all classes)



Sold 2% bags **less** than the first 8 weeks of 2025 and 331,786 bags **less** than the 5-year average (2021 to 2025) of the first 8 weeks of each year.

Data disclaimer: Potatoes SA does not take responsibility for the accuracy or interpretation of company data re-purposed by 3rd parties

Eastern Cape: Amount of 10 kg bags per week sold on FPMs (all classes)



Sold 47% bags **less** than the first 8 weeks of 2025 and 11,937 bags **less** than the 5-year average (2021 to 2025) of the 8 weeks of each year.

Data disclaimer: Potatoes SA does not take responsibility for the accuracy or interpretation of company data re-purposed by 3rd parties

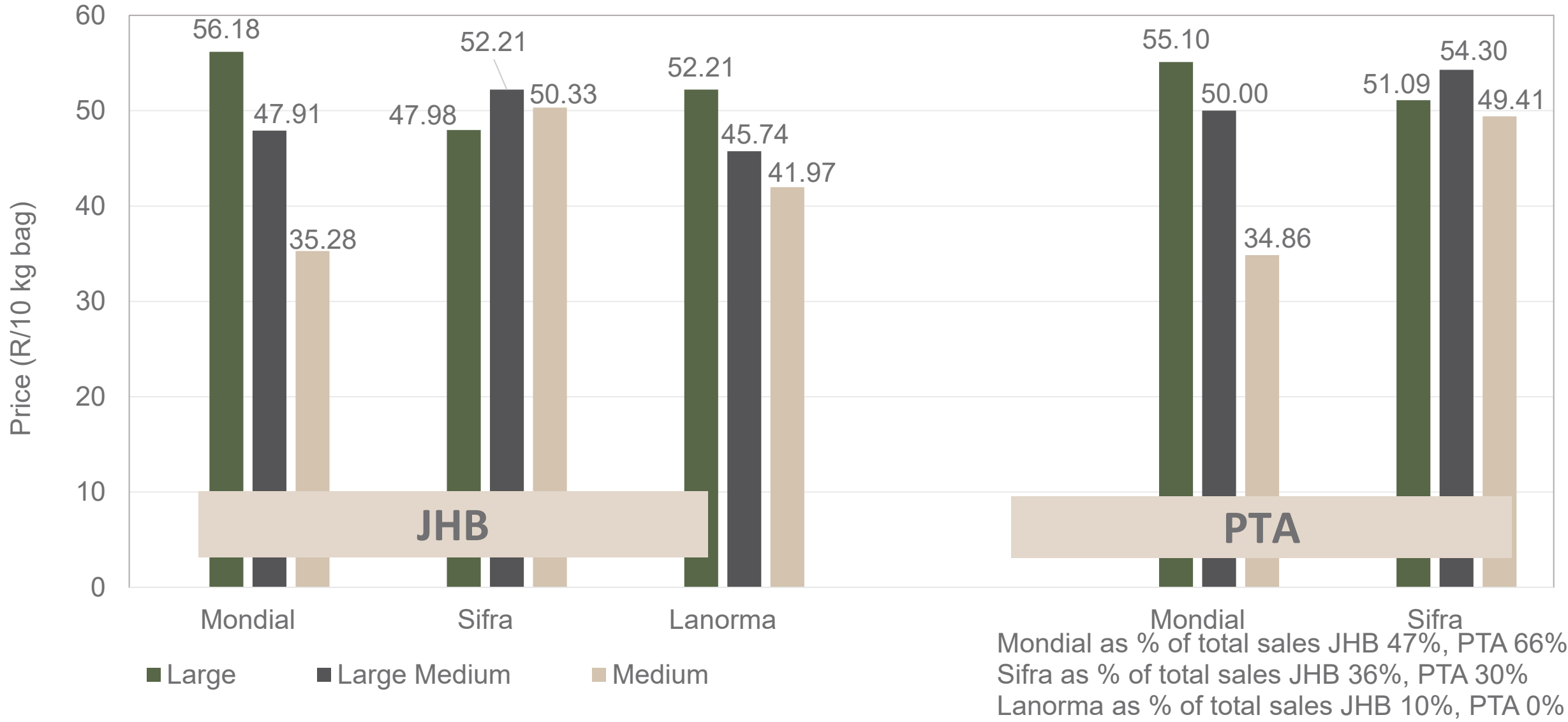
Average weekly prices and volumes for 10 kg bags of potatoes sold on selected markets from selected production regions



Klas & Grootte	South Western Freestate				North West				KwaZulu-Natal				Gauteng				Eastern Free State				Sandveld		All Regions		
	JOH		PRE		JOH		PRE		JOH		PRE		JOH		PRE		JOH		PRE		CAP		All Markets		
	Volume 10kg	Prices R/10kg	Volume 10kg	Prices R/10kg	Volume 10kg	Prices R/10kg	Volume 10kg	Prices R/10kg	Volume 10kg	Prices R/10kg	Volume 10kg	Prices R/10kg	Volume 10kg	Prices R/10kg	Volume 10kg	Prices R/10kg	Volume 10kg	Prices R/10kg	Volume 10kg	Prices R/10kg	Volume 10kg	Prices R/10kg	Volume 10kg	Prices R/10kg	
1L	20 270	46.26	1 934	52.24	23 894	47.02	10 534	52.72	23 024	47.94	5 649	57.59	28 798	52.50	5 594	46.15	75 527	56.48	22 884	58.89	4 344	62.32	367 760	52.24	
1L/M	19 610	47.10	7 716	55.63	32 872	55.24	22 960	56.85	15 028	44.70	4 452	56.72	28 098	44.41	6 373	42.61	62 775	47.61	19 189	53.74	12 165	63.49	391 584	50.16	
1M	14 751	45.79	6 146	52.32	22 392	51.76	14 967	48.91	1 838	24.92	431	35.68	16 129	38.21	6 757	34.21	32 203	41.33	11 310	41.78	25 572	58.23	308 305	45.82	
1S	1 058	25.56	1 086	32.21	18 879	26.53	2 413	25.92	596	17.72	110	30.00	5 142	21.13	1 389	19.74	7 636	21.49	3 024	22.95	10 069	40.23	84 841	29.34	
1S/M	7 339	29.84	3 069	38.89	23 373	37.75	10 093	36.60	-	-	-	-	3 590	27.13	2 239	25.43	4 991	28.73	2 810	36.92	1 131	21.34	108 019	33.84	
1XL	-	-	-	-	-	-	-	-	-	-	-	-	-	-	-	-	-	-	-	-	-	-	-	-	
1XS	2 814	37.11	-	-	4 492	39.89	-	-	-	-	-	-	1 554	17.90	-	-	911	12.07	-	-	-	-	13 149	27.55	
1XXS	146	14.89	-	-	-	-	-	-	-	-	-	-	-	-	-	-	-	-	-	-	-	-	915	39.71	
2L	2 787	32.54	1 682	43.40	5 572	44.29	5 494	48.11	5 659	43.27	4 787	46.32	4 679	37.61	3 895	30.13	26 639	39.48	13 889	50.28	4 156	51.77	151 004	42.09	
2L/M	2 265	29.96	2 493	46.59	3 852	40.30	1 830	50.04	2 787	35.33	2 854	41.69	7 110	32.64	1 607	31.96	17 984	31.12	13 926	45.85	10 545	49.52	126 037	39.22	
2M	1 502	24.82	1 347	38.01	7 460	31.38	1 101	46.69	1 609	25.21	1 406	30.56	4 106	23.91	742	33.38	7 568	30.84	6 501	36.70	16 759	40.97	108 147	33.69	
2S	110	15.00	8	11.88	-	-	180	19.06	689	15.11	556	22.40	1 195	17.49	173	14.51	1 515	18.37	3 095	22.17	3 434	29.05	20 705	23.73	
2S/M	479	15.00	398	34.91	2 383	23.19	670	31.37	25	160.00	-	-	-	-	-	-	1 044	19.15	508	36.07	-	-	16 620	24.60	
2XL	-	-	-	-	-	-	-	-	-	-	-	-	-	-	-	-	-	-	-	-	-	-	-	-	
2XS	-	-	-	-	104	14.08	-	-	-	-	-	-	-	-	-	-	-	-	-	-	-	-	1 100	7.76	
2XXS	-	-	-	-	-	-	-	-	-	-	-	-	-	-	-	-	-	-	-	-	-	-	143	10.42	
3L	2 550	26.39	374	29.75	627	44.60	1 600	18.55	110	15.00	161	20.71	575	34.79	-	-	12 464	27.83	10 203	34.74	93	30.32	55 854	30.72	
3L/M	500	18.88	440	33.61	8 693	32.03	4 227	33.32	358	27.91	-	-	214	25.05	-	-	9 948	25.52	8 179	28.45	220	20.00	57 732	30.60	
3M	7 400	20.50	3 009	25.57	8 725	25.86	4 957	26.18	904	17.91	264	21.10	769	12.00	1 112	5.67	6 418	21.96	3 801	25.81	3 028	22.84	78 110	25.14	
3S/M	-	-	127	29.37	440	18.25	485	20.00	-	-	-	-	-	-	-	-	1 560	17.71	816	21.91	-	-	11 891	20.64	
3XS	-	-	-	-	-	-	-	-	-	-	-	-	-	-	-	-	-	-	-	-	-	-	-	-	
3XXS	-	-	-	-	-	-	-	-	-	-	-	-	-	-	-	-	-	-	-	-	-	-	-	-	
4L	-	-	62	34.77	-	-	1 100	7.95	-	-	-	-	-	-	-	394	30.18	-	-	6 882	28.46	119	5.76	10 750	25.20
4L/M	-	-	-	-	-	-	-	-	-	-	-	-	-	-	-	-	-	-	749	29.51	78	14.23	6 574	20.88	
4M	-	-	-	-	-	-	-	-	-	-	1 024	20.54	-	-	-	-	-	-	189	13.70	102	11.37	6 308	16.49	
4S	-	-	92	20.07	-	-	-	-	-	-	-	-	-	-	-	-	-	-	-	-	847	8.28	939	9.43	
4S/M	-	-	-	-	-	-	-	-	-	-	-	-	-	-	-	-	-	-	20	15.00	-	-	334	12.05	
Total	83 581	39.75	30 938	45.31	163 758	42.10	83 437	45.68	55 757	51.87	21 694	47.14	101 959	40.92	30 337	34.95	269 293	42.95	128 212	43.78	101 624	47.21	1 950 101	42.42	

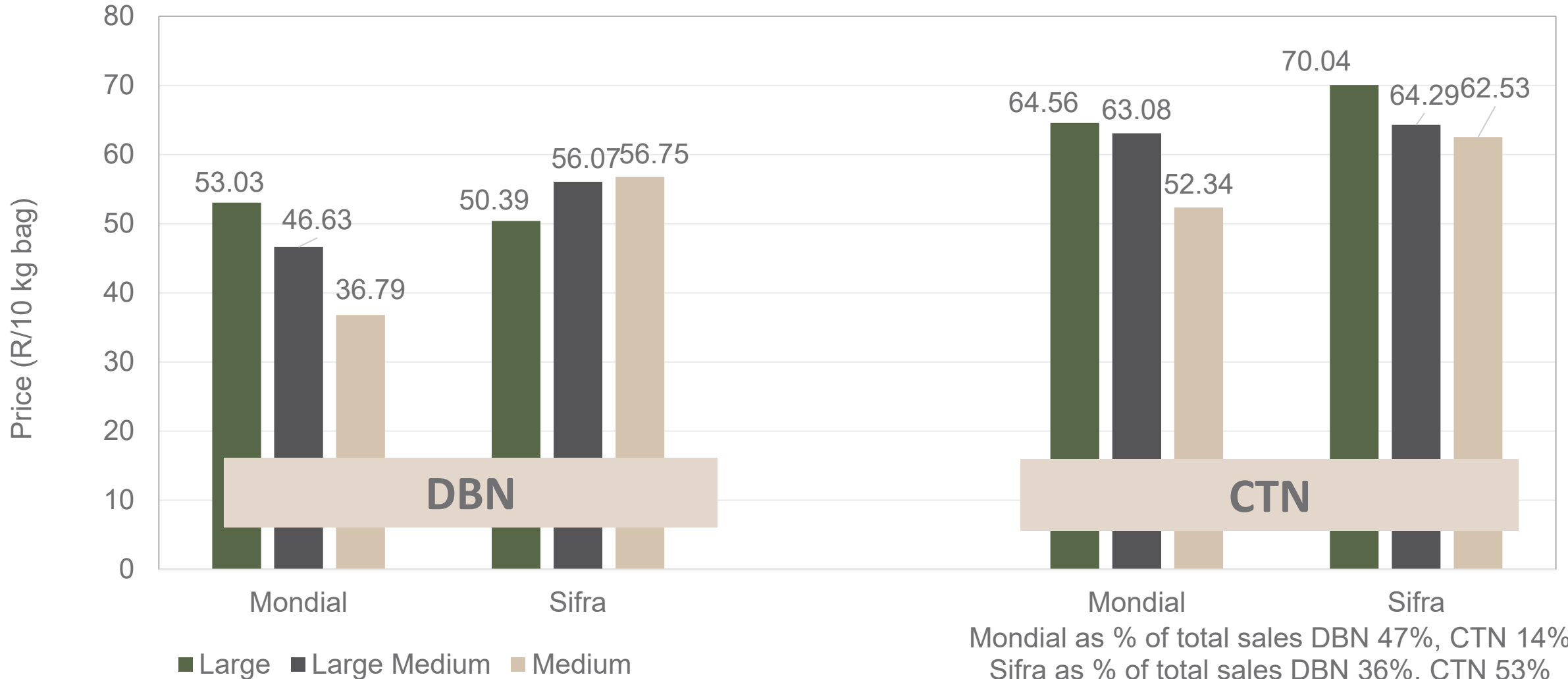
Data disclaimer: Potatoes SA does not take responsibility for the accuracy or interpretation of company data re-purposed by 3rd parties

PTA & JHB markets: Average Prices - Different Sizes (only 10 kg bags)



Data disclaimer: Potatoes SA does not take responsibility for the accuracy or interpretation of company data re-purposed by 3rd parties

DBN & CTN markets: Average Prices - Different Sizes (only 10 kg bags)



Mondial as % of total sales DBN 47%, CTN 14%
 Sifra as % of total sales DBN 36%, CTN 53%
 Lanorma as % of total sales DBN 0%, CTN 11%

Thank you for your time

Feel free to contact us

Lebo@potatoes.co.za

Jodie@potatoes.co.za



+27 (0)12 349 1906



6 De Havilland Crescent

Persequor Techno Park

Persequor Park

Pretoria



www.potatoes.co.za



Potatoes
Aartappels SA