



## Weekly Market Information

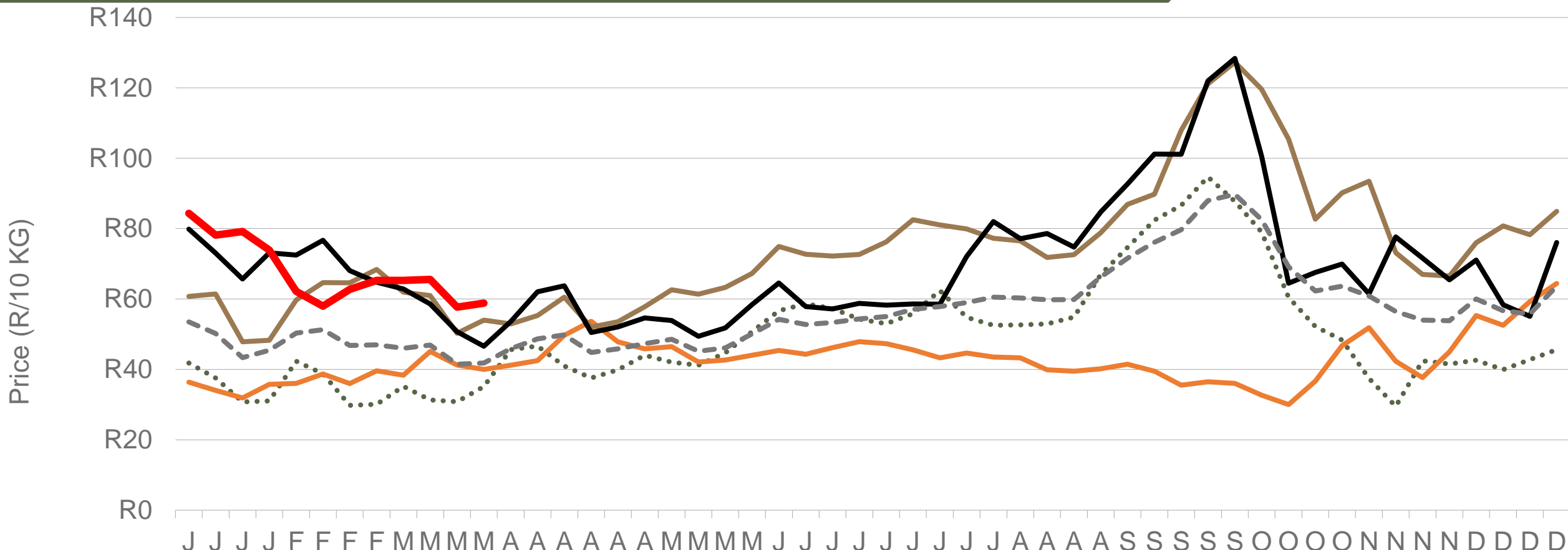
20 March 2025



Potatoes  
Aartappels SA

[www.potatoes.co.za](http://www.potatoes.co.za)



# Average weekly price – all markets & all classes



Number of bags sold

**16%**

(Week on Week)



Average weekly price

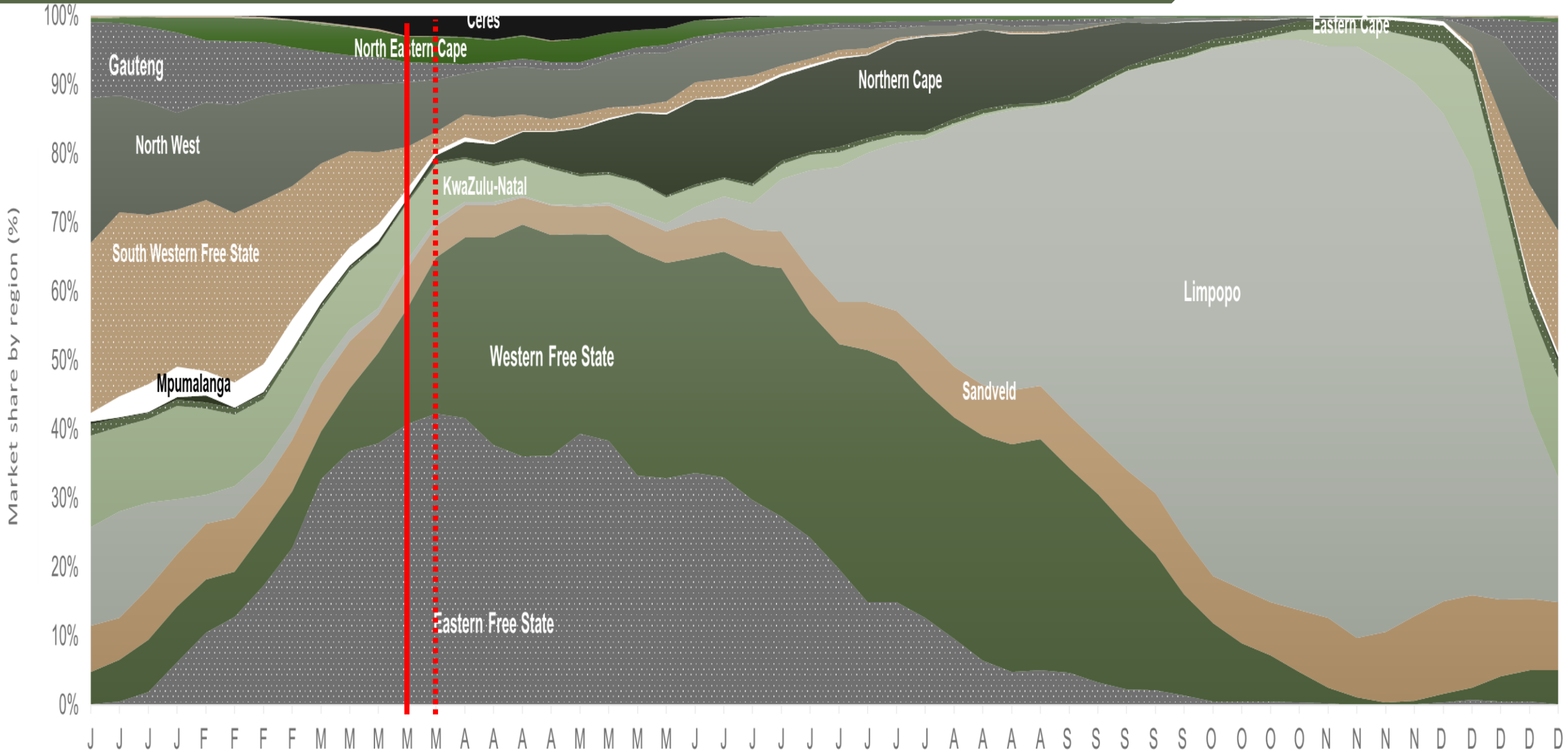
**2%**

(Week on week)



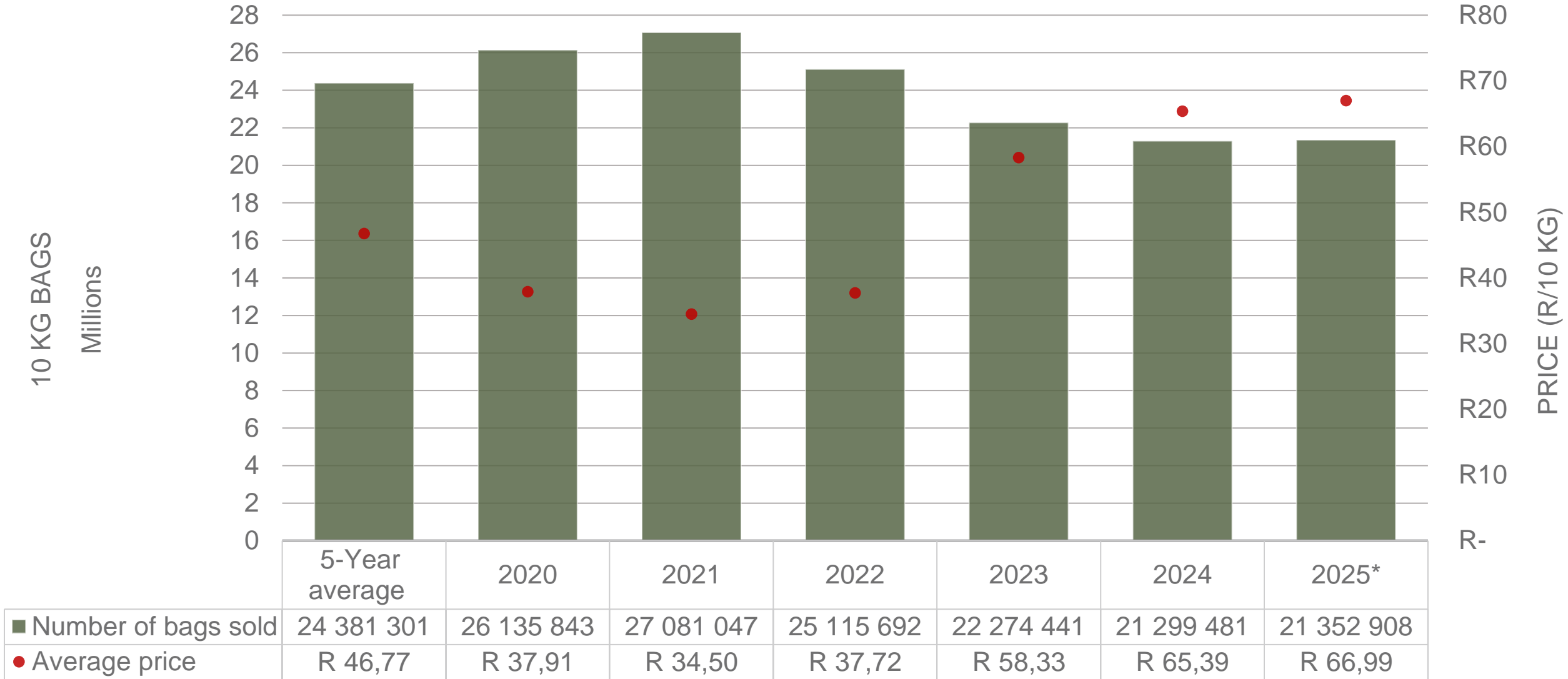
Data disclaimer: Potatoes SA does not take responsibility for the accuracy or interpretation of company data re-purposed by 3rd parties

# Market share of regions on fresh produce markets 2019-2024



Data disclaimer: Potatoes SA does not take responsibility for the accuracy or interpretation of company data re-purposed by 3rd parties

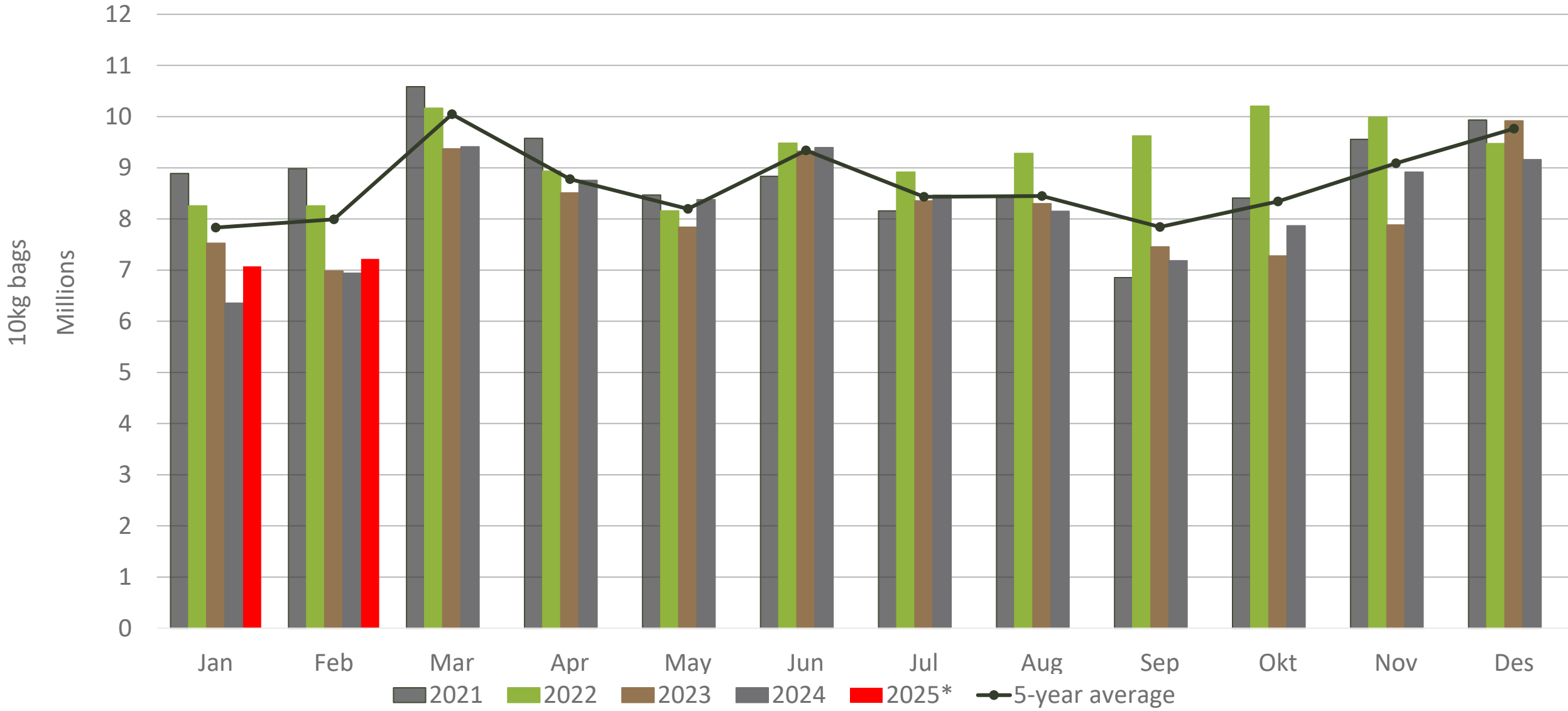
# Cumulative total number of 10 kg bags sold on markets:



Sold 3 028 393 bags **less** than the **5-year average** (2020 to 2024) of the first 12 weeks of 2025

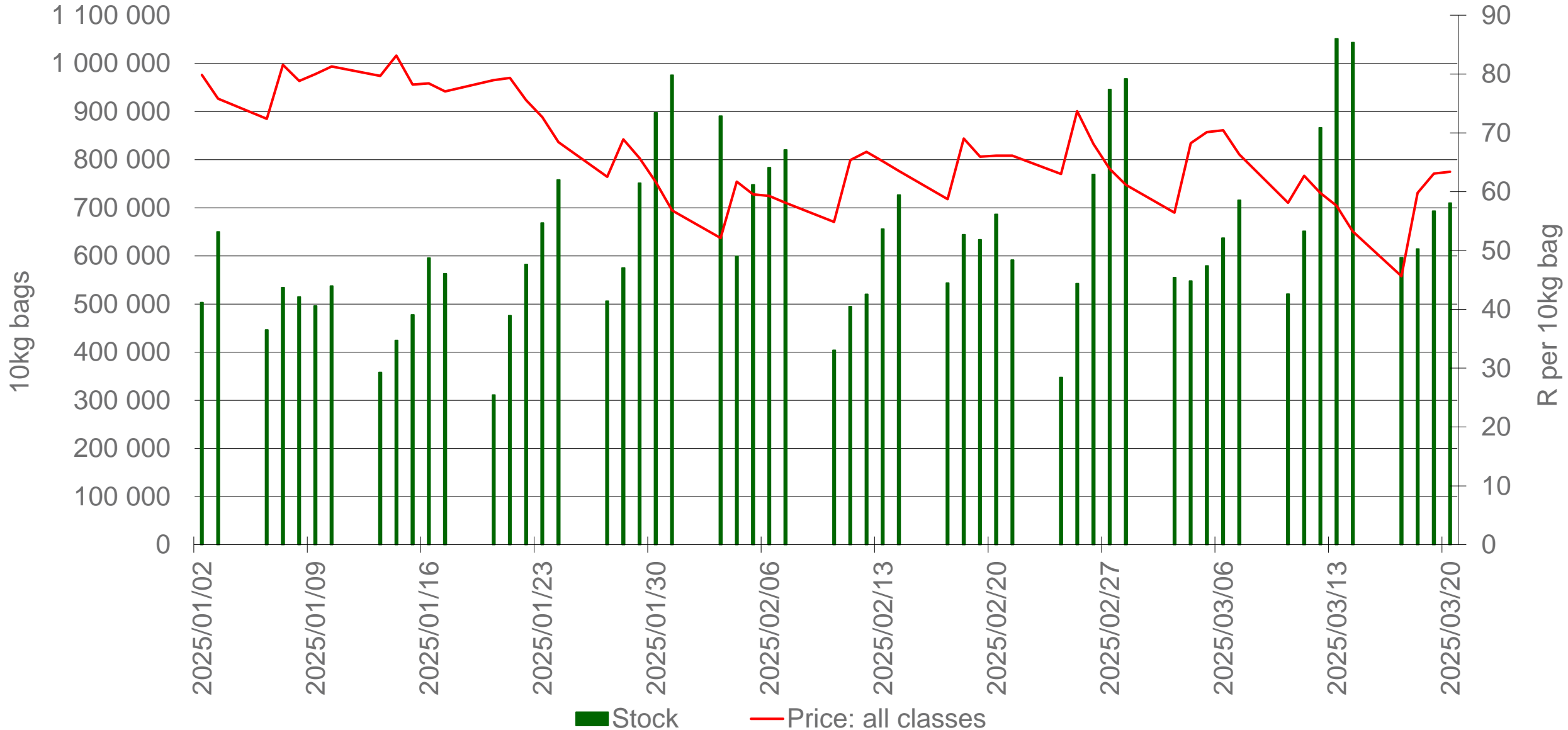
*Data disclaimer: Potatoes SA does not take responsibility for the accuracy or interpretation of company data re-purposed by 3rd parties*

# Monthly sales volumes on markets: Potatoes



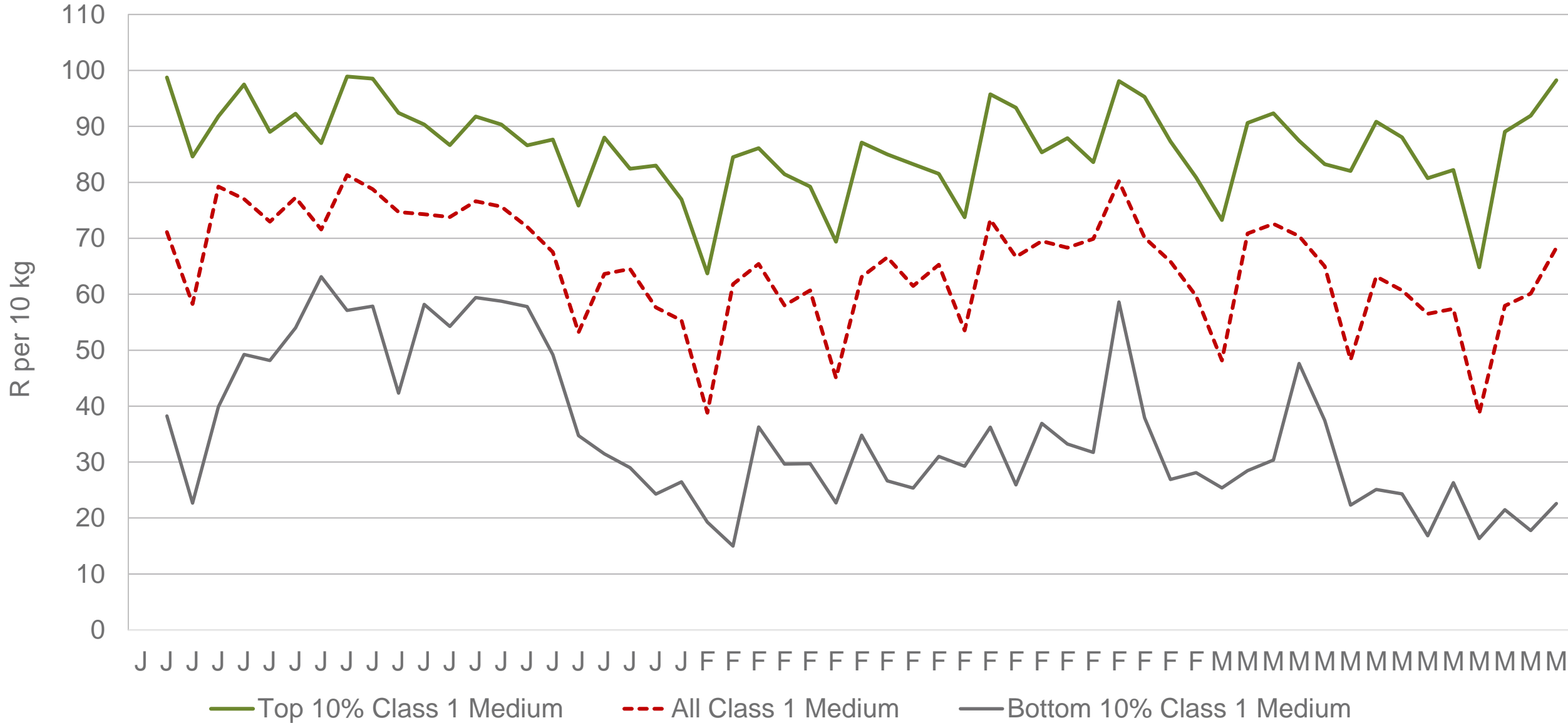
Data disclaimer: Potatoes SA does not take responsibility for the accuracy or interpretation of company data re-purposed by 3rd parties

# RSA daily Price versus Daily Available stocks (all classes & all sizes)



Data disclaimer: Potatoes SA does not take responsibility for the accuracy or interpretation of company data re-purposed by 3rd parties

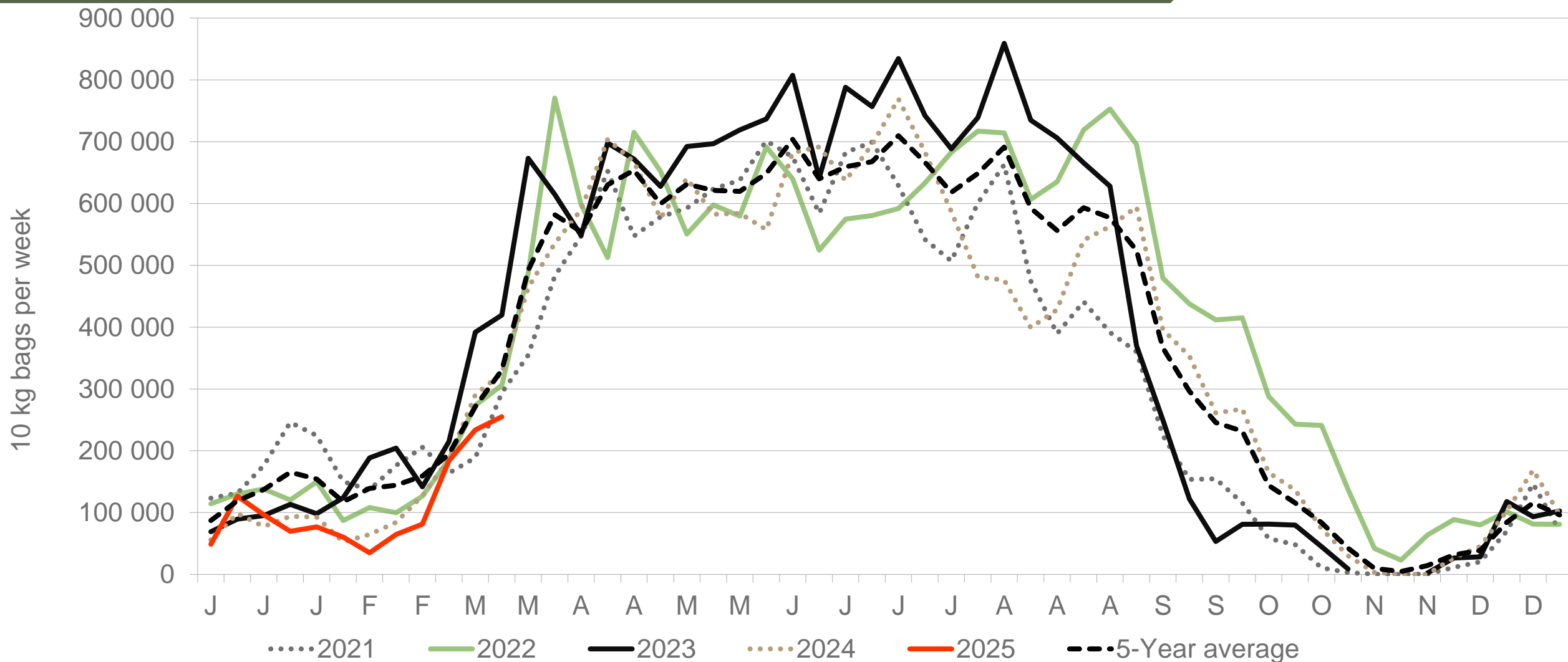
# JHB market daily : Top 10% versus Bottom 10% prices – Class 1 Medium (Since January 2025)



Data disclaimer: Potatoes SA does not take responsibility for the accuracy or interpretation of company data re-purposed by 3rd parties



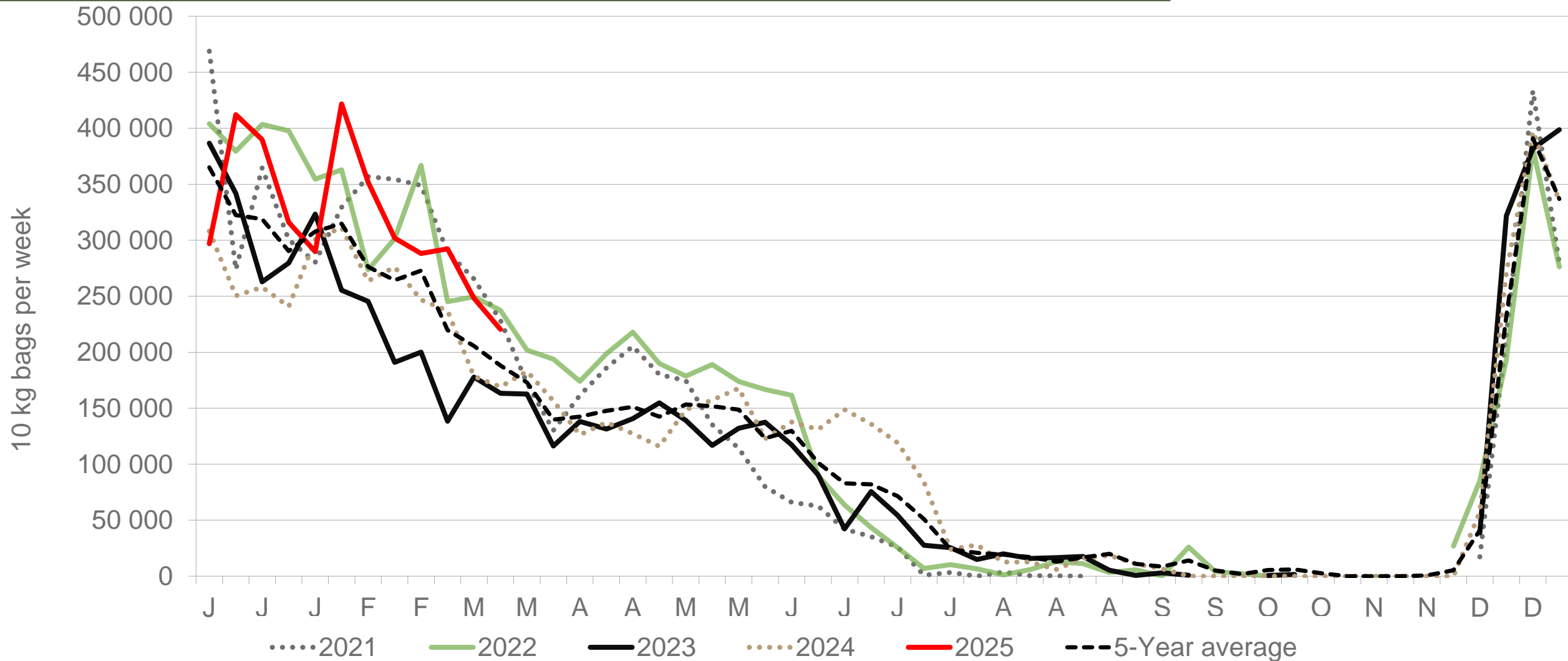
# Western Free State : Amount of 10 kg bags per week sold on FPMs (all classes)



Sold 14% bags **less** than the first 12 weeks of 2024 and 686 587 bags **less** than the 5-year average (2020 to 2024) of the first 12 weeks of each year.

*Data disclaimer: Potatoes SA does not take responsibility for the accuracy or interpretation of company data re-purposed by 3rd parties*

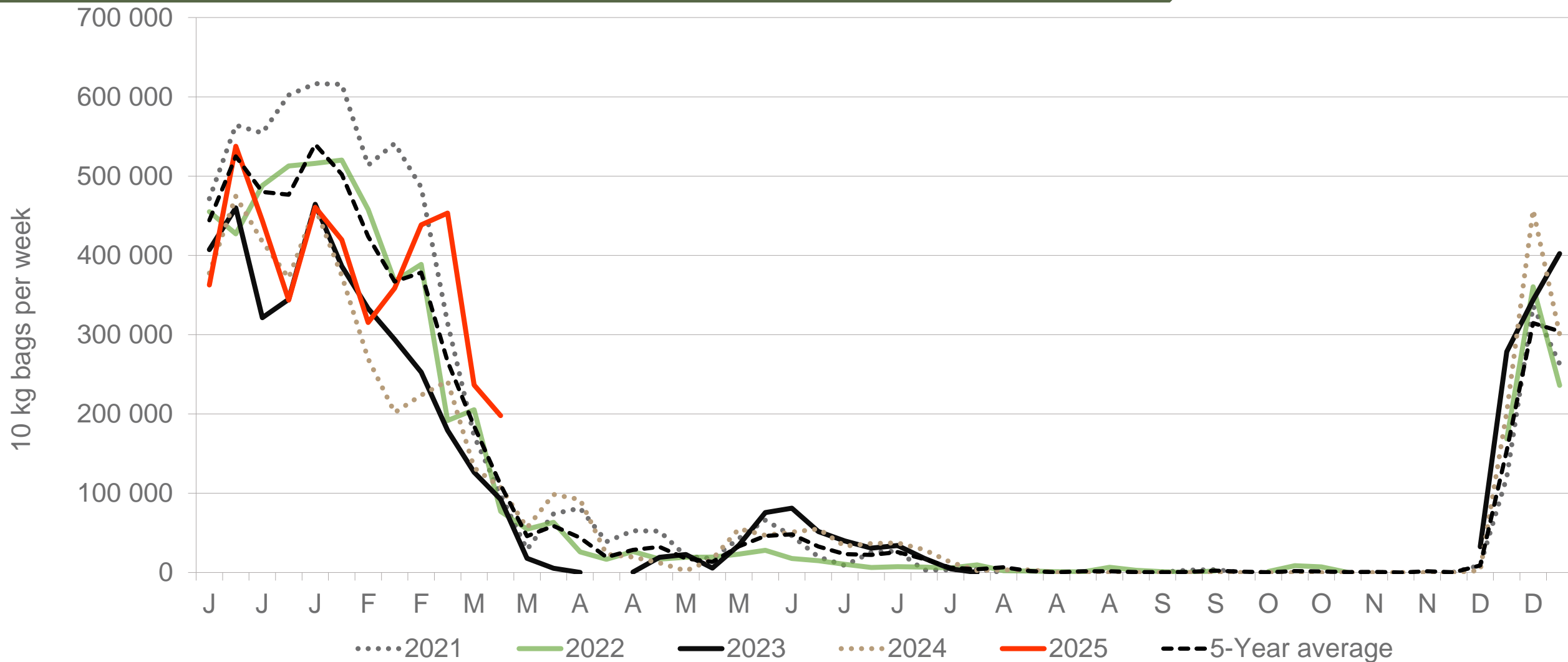
# North-West: Amount of 10 kg bags per week sold on FPMs (all classes)



Sold 26% bags **more** than the first 12 weeks of 2024 and 483 528 bags **more** than the 5-year average (2020 to 2024) of the first 12 weeks of each year.

*Data disclaimer: Potatoes SA does not take responsibility for the accuracy or interpretation of company data re-purposed by 3rd parties*

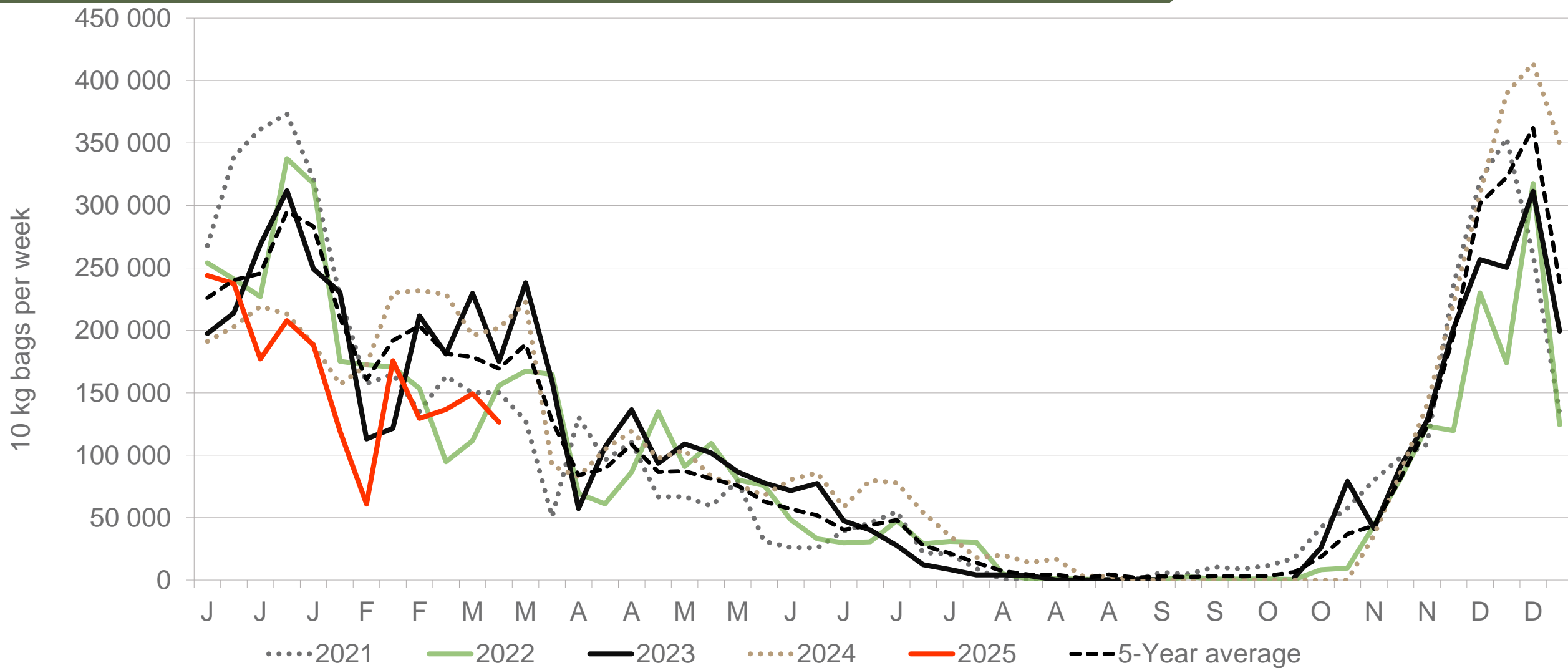
# South Western Free State: Amount of 10 kg bags per week sold on FPMs (all classes)



Sold 25,09% bags **more** than the first 12 weeks of 2024 and 131 071 bags **less** than the 5-year average (2020 to 2024) of the first 12 weeks of each year.

*Data disclaimer: Potatoes SA does not take responsibility for the accuracy or interpretation of company data re-purposed by 3rd parties*

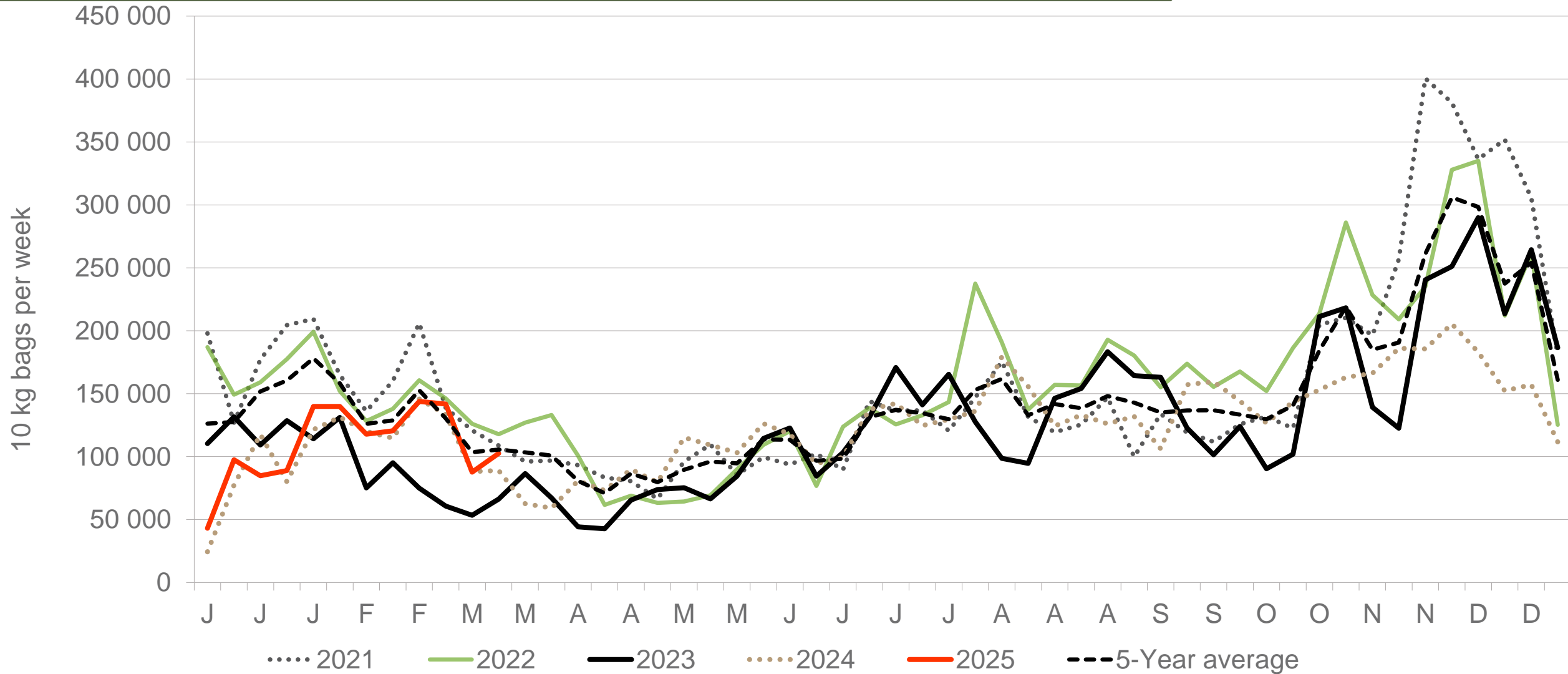
# KwaZulu-Natal: Amount of 10 kg bags per week sold on FPMs (all classes)



Sold 19,74% bags **less** than the first 12 weeks of 2024 and 633 480 bags **less** than the 5-year average (2020 to 2024) of the first 12 weeks of each year.

*Data disclaimer: Potatoes SA does not take responsibility for the accuracy or interpretation of company data re-purposed by 3rd parties*

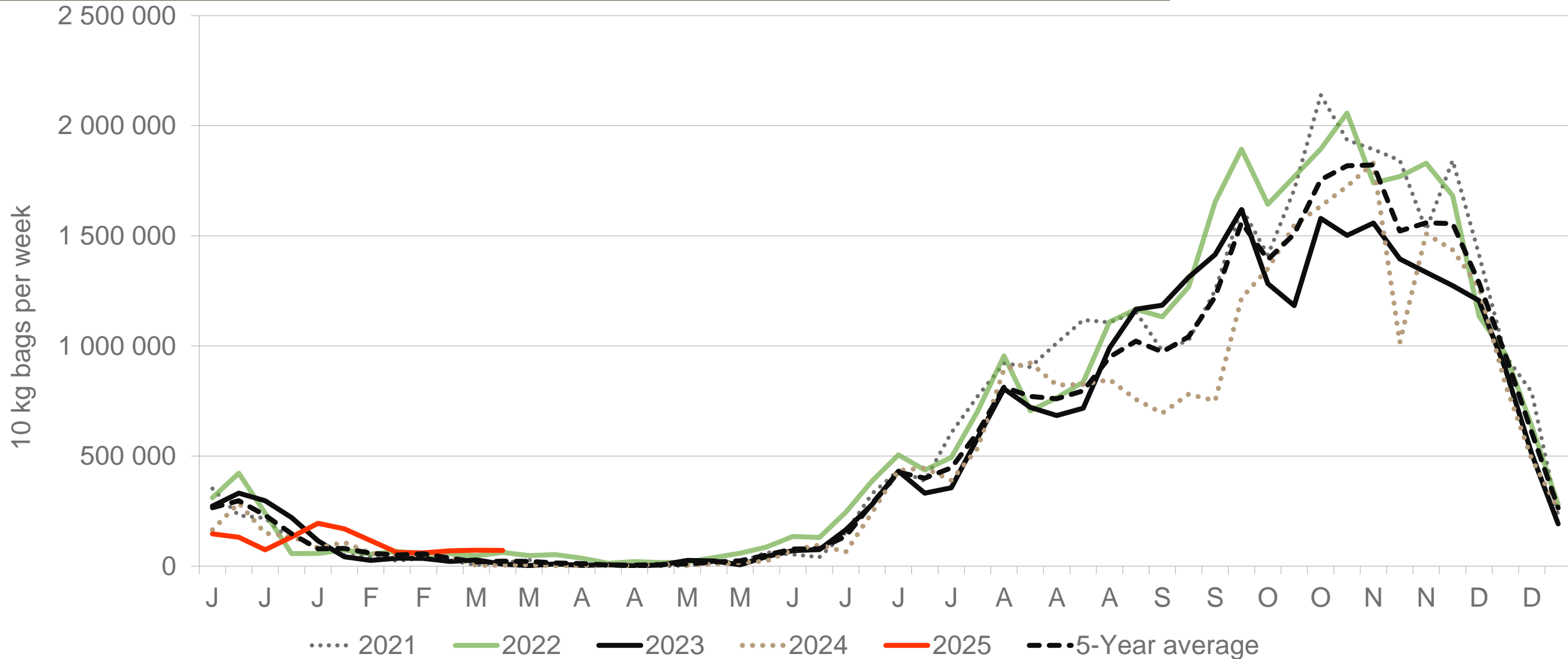
# Sandveld: Amount of 10 kg bags per week sold on FPMs (all classes)



Sold 5% bags **more** than the first 12 weeks of 2024 and 341 356 bags **less** than the 5-year average (2020 to 2024) of the first 12 weeks of each year.

*Data disclaimer: Potatoes SA does not take responsibility for the accuracy or interpretation of company data re-purposed by 3rd parties*

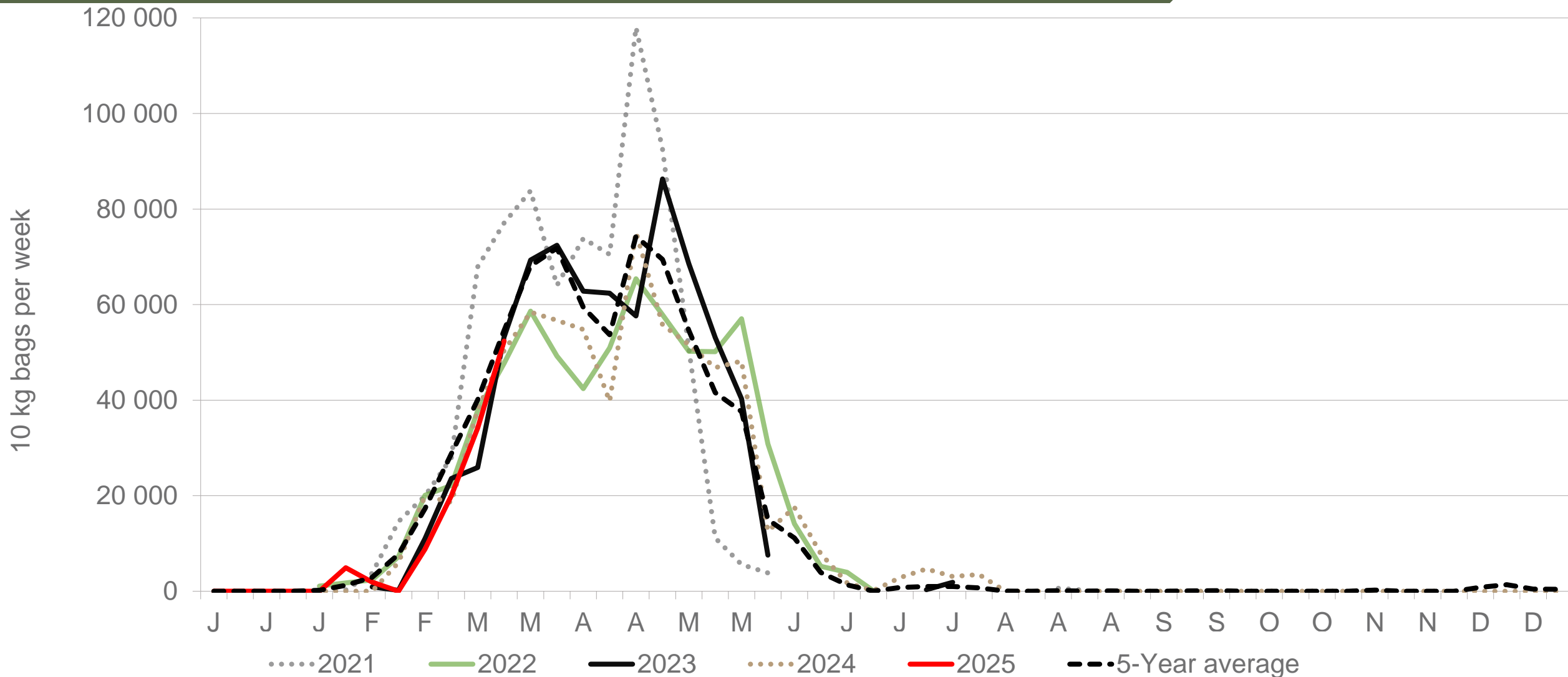
# Limpopo: Amount of 10 kg bags per week sold on FPMs (all classes)



Sold 14% bags **more** than the first 12 weeks of 2024 and 43 188 bags **less** than the 5-year average (2020 to 2024) of the first 12 weeks of each year.

*Data disclaimer: Potatoes SA does not take responsibility for the accuracy or interpretation of company data re-purposed by 3rd parties*

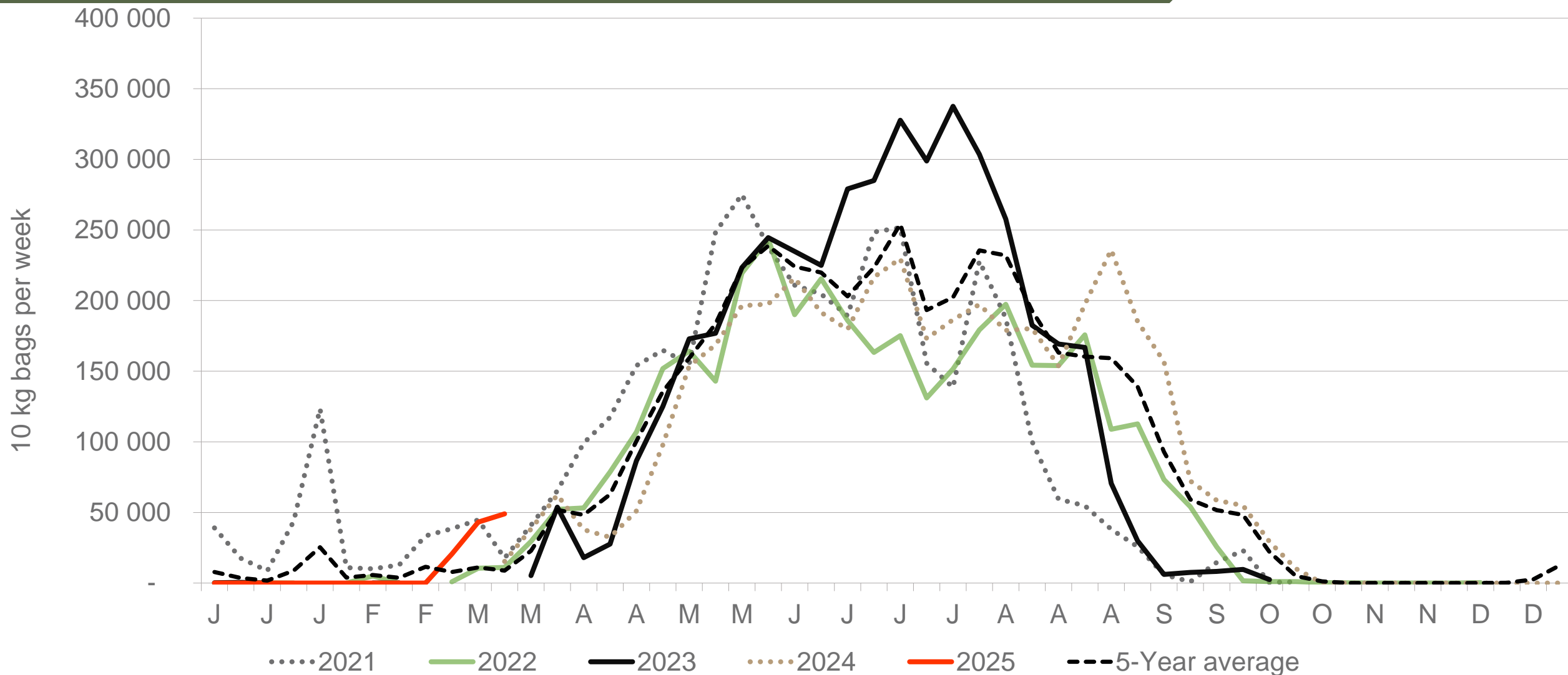
# Ceres: Amount of 10 kg bags per week sold on FPMs (all classes)



Sold 8% bags **less** than the first 12 weeks of 2024 and 30 607 bags **less** than the 5-year average (2020 to 2024) of the first 12 weeks of each year.

*Data disclaimer: Potatoes SA does not take responsibility for the accuracy or interpretation of company data re-purposed by 3rd parties*

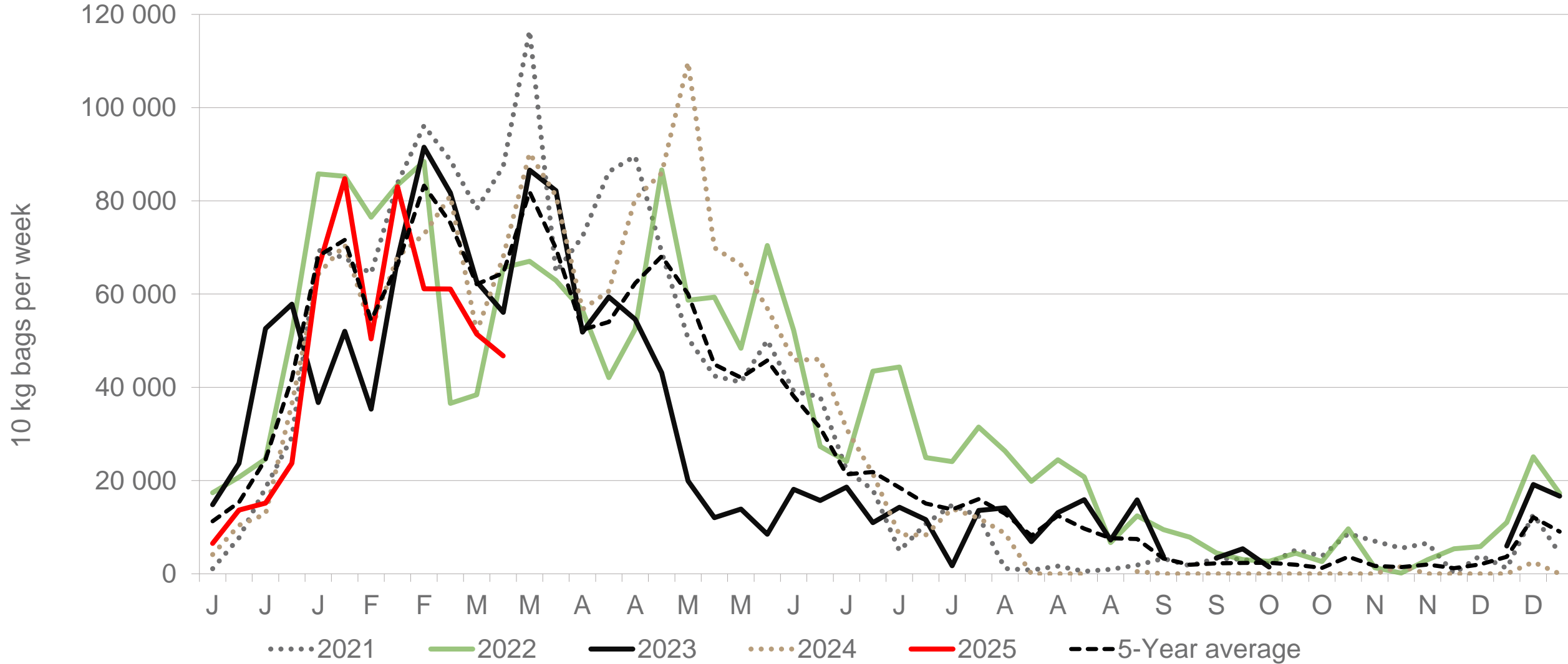
# Northern Cape: Amount of 10 kg bags per week sold on FPMs (all classes)



Sold 635% bags **more** than the first 12 weeks of 2024 and 12 672 bags **more** than the 5-year average (2020 to 2024) of the first 12 weeks of each year.

*Data disclaimer: Potatoes SA does not take responsibility for the accuracy or interpretation of company data re-purposed by 3rd parties*

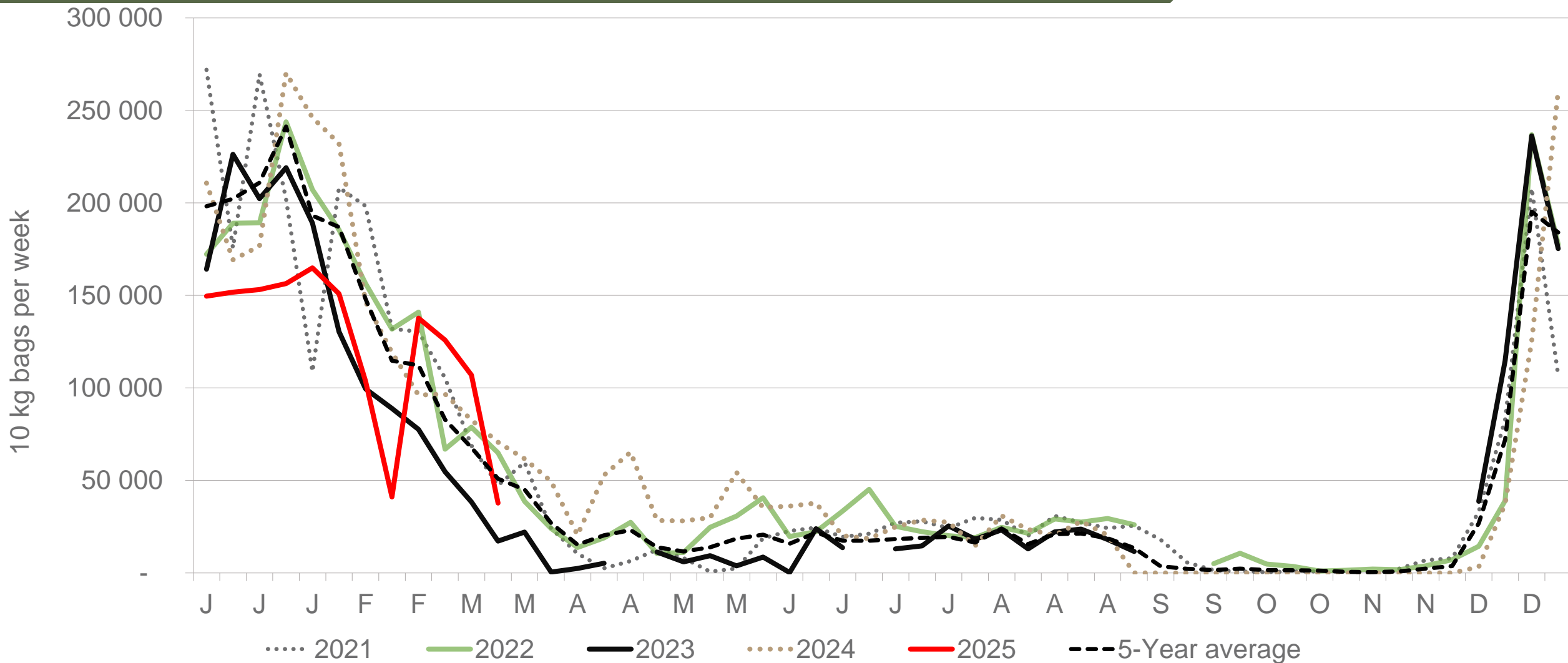
# North Eastern Cape: Amount of 10 kg bags per week sold on FPMs (all classes)



Sold 5% bags **less** than the first 12 weeks of 2024 and 75 429 bags **less** than the 5-year average (2020 to 2024) of the first 12 weeks of each year.

*Data disclaimer: Potatoes SA does not take responsibility for the accuracy or interpretation of company data re-purposed by 3rd parties*

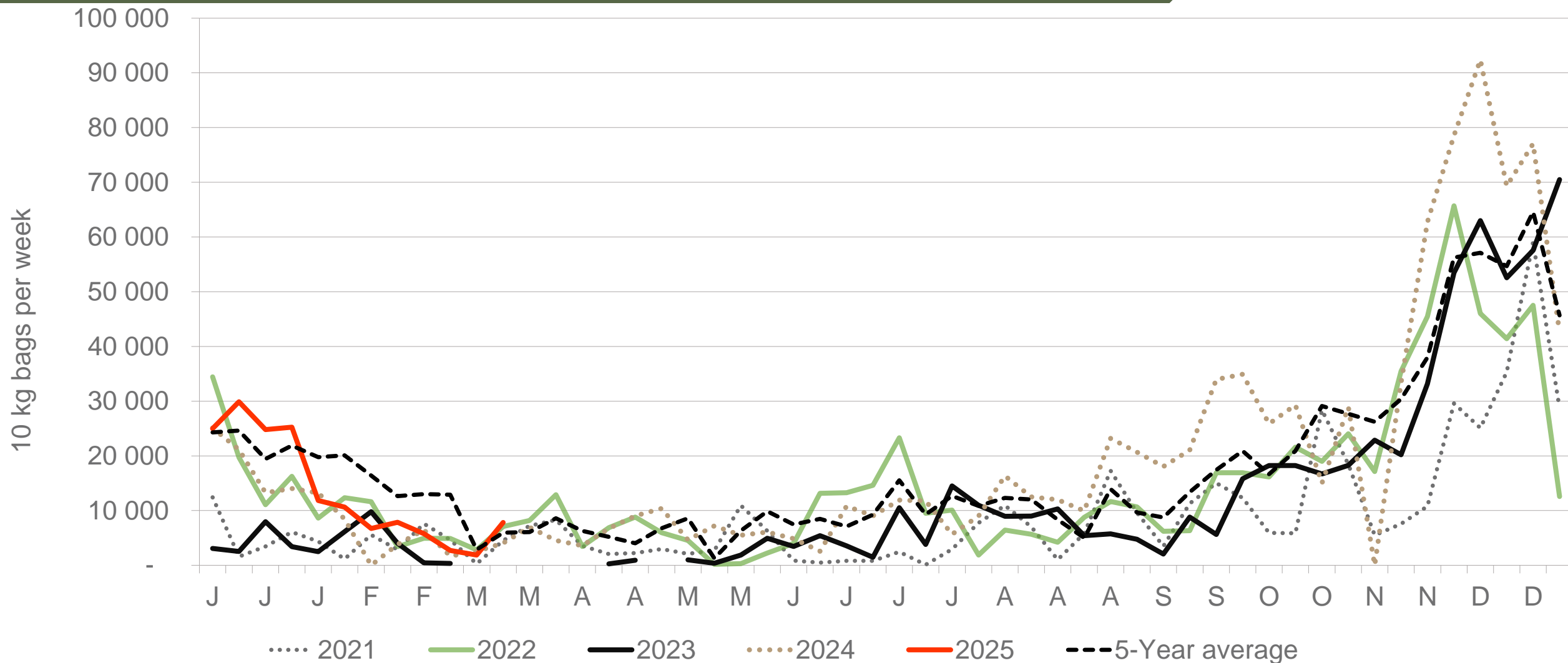
# Gauteng: Amount of 10 kg bags per week sold on FPMs (all classes)



Sold 23% bags **less** than the first 12 weeks of 2024 and 329 913 bags **less** than the 5-year average (2020 to 2024) of the first 12 weeks of each year.

*Data disclaimer: Potatoes SA does not take responsibility for the accuracy or interpretation of company data re-purposed by 3rd parties*

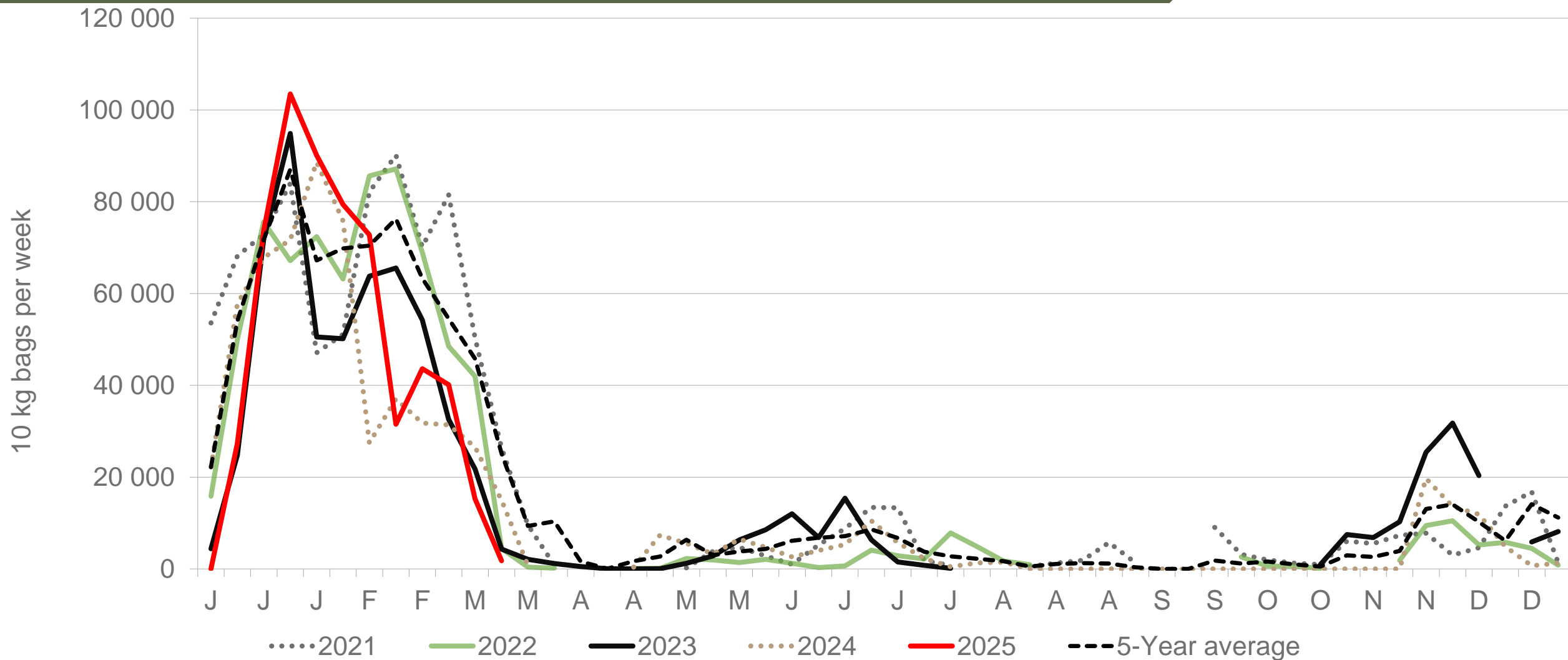
# Eastern Cape: Amount of 10 kg bags per week sold on FPMs (all classes)



Sold 41% bags **more** than the first 12 weeks of 2024 and 16 088 bags **more** than the 5-year average (2020 to 2024) of the 12 weeks of each year.

*Data disclaimer: Potatoes SA does not take responsibility for the accuracy or interpretation of company data re-purposed by 3rd parties*

# Mpumalanga: Amount of 10 kg bags per week sold on FPMs (all classes)



Sold 5% bags **more** than the first 12 weeks of 2024 and 128 269 bags **less** than the 5-year average (2020 to 2024) of the 12 weeks of each year.

*Data disclaimer: Potatoes SA does not take responsibility for the accuracy or interpretation of company data re-purposed by 3rd parties*

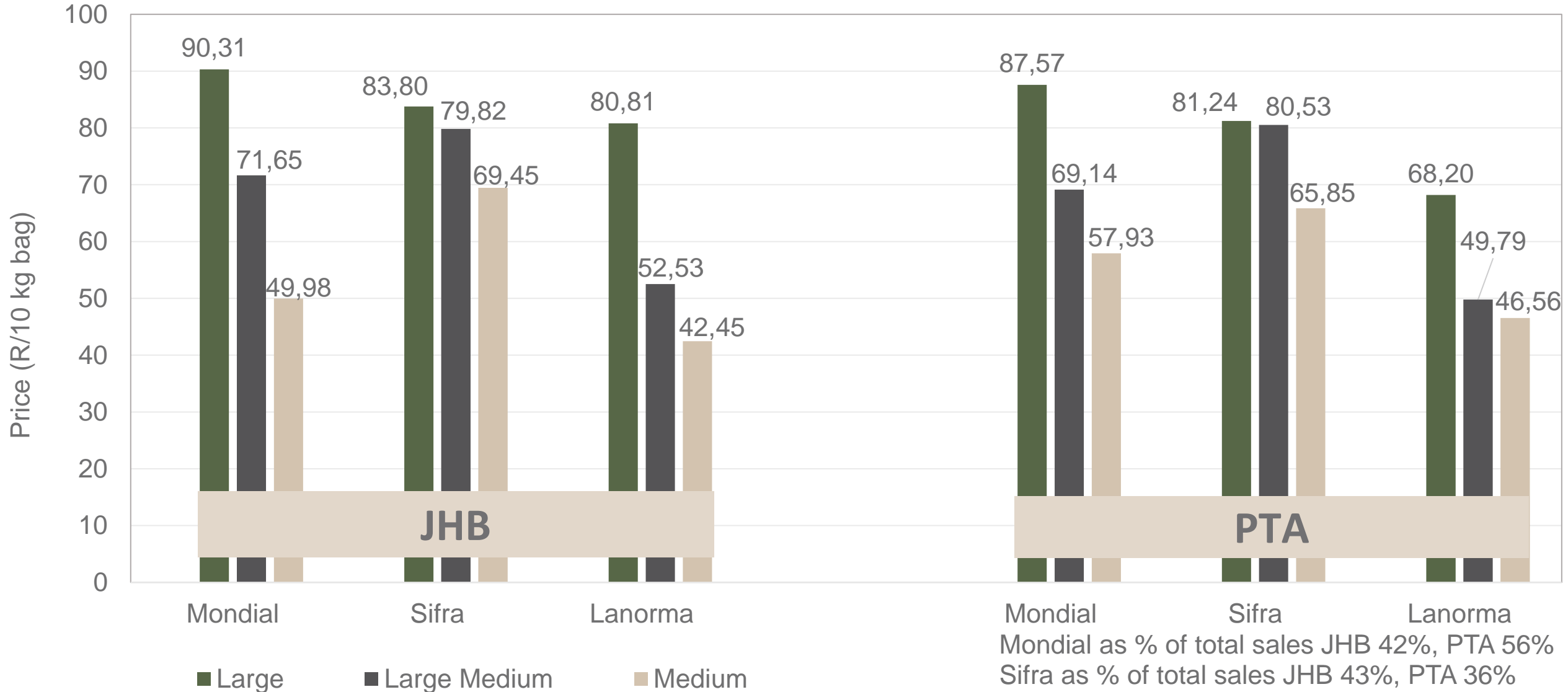
# Average weekly prices and volumes for 10 kg bags of potatoes sold on selected markets from selected production regions



Klas & Grootte	Eastern Free State				Western Free State				North West				South Western Freestate				KwaZulu-Natal				Sandveld		All Regions		
	JOH		PRE		JOH		PRE		JOH		PRE		JOH		PRE		DUR		PIE		CAP		All Markets		
	Volume 10kg	Prices R/10kg	Volume 10kg	Prices R/10kg	Volume 10kg	Prices R/10kg	Volume 10kg	Prices R/10kg	Volume 10kg	Prices R/10kg	Volume 10kg	Prices R/10kg	Volume 10kg	Prices R/10kg	Volume 10kg	Prices R/10kg	Volume 10kg	Prices R/10kg	Volume 10kg	Prices R/10kg	Volume 10kg	Prices R/10kg	Volume 10kg	Prices R/10kg	
1L	36 377	91,56	16 236	87,70	12 916	90,17	5 461	78,37	9 549	86,08	5 125	88,20	12 609	84,89	7 520	83,31	16 622	69,10	1 239	57,99	7 780	60,62	240 849	79,38	
1L/M	48 811	71,97	23 762	67,60	40 291	73,83	13 027	79,01	20 066	82,07	10 948	71,55	18 045	81,42	12 035	79,21	17 872	60,78	8 030	57,19	14 316	66,88	372 637	69,58	
1M	36 572	49,71	21 196	50,94	46 428	64,86	12 044	67,14	24 684	72,61	6 284	67,87	11 790	77,54	7 609	70,15	6 040	43,53	4 989	48,17	21 229	67,70	366 086	59,91	
1S	9 997	29,18	5 440	27,64	3 363	27,44	745	19,06	23 171	36,05	3 686	33,45	3 466	35,41	2 256	23,10	645	27,73	894	31,55	13 170	46,34	108 941	34,82	
1S/M	6 526	30,59	1 683	44,59	17 097	44,78	2 565	46,38	18 493	54,51	2 860	44,51	5 212	55,02	1 750	55,13	-	-	90	13,28	2 256	41,38	104 125	46,77	
1XL	440	96,25	-	-	-	-	-	-	-	-	-	-	-	-	-	-	-	-	-	-	-	-	2 702	67,28	
1XS	1 044	20,10	-	-	1 429	60,67	-	-	4 905	38,47	-	-	1 833	50,03	-	-	-	-	-	-	-	-	14 329	34,32	
1XXS	-	-	-	-	-	-	-	-	-	-	-	-	-	-	-	-	-	-	-	-	-	-	-	-	
2L	9 715	74,09	7 182	76,68	2 710	71,54	2 691	77,19	2 285	61,33	1 184	69,74	345	83,33	2 150	84,99	2 855	67,30	460	58,85	5 261	58,30	70 150	67,96	
2L/M	6 755	68,80	6 562	63,41	3 668	54,11	3 230	62,30	391	70,97	1 493	55,83	501	75,56	2 265	77,89	5 277	53,03	2 094	49,85	8 886	52,93	77 004	57,68	
2M	8 644	43,40	4 412	42,79	4 050	41,05	2 366	53,06	5 122	40,53	1 556	58,20	434	62,80	817	58,59	2 239	33,72	294	41,70	11 365	43,70	81 330	43,93	
2S	3 493	25,59	3 802	21,50	819	24,02	67	45,52	-	-	1 197	34,31	155	37,57	110	27,43	-	-	79	31,58	4 940	37,64	25 772	27,24	
2S/M	997	26,13	1 392	24,72	1 434	32,50	838	43,39	964	28,13	880	56,53	197	40,58	110	55,00	-	-	-	-	-	-	14 442	34,68	
2XL	-	-	-	-	-	-	-	-	-	-	-	-	-	-	-	-	-	-	-	-	-	-	-	-	
2XS	-	-	-	-	110	25,00	-	-	110	2,00	-	-	49	80,00	-	-	-	-	-	-	-	-	1 587	12,75	
2XXS	-	-	-	-	-	-	-	-	-	-	-	-	-	-	-	-	-	-	-	-	-	-	-	-	
3L	3 632	51,19	2 309	66,89	675	31,55	230	53,79	226	68,67	440	39,86	2 616	54,88	2 221	48,46	220	37,55	363	40,11	-	-	24 558	48,98	
3L/M	4 594	39,66	5 628	51,86	711	43,36	440	52,90	3 049	55,10	710	50,00	-	-	6	27,50	110	31,45	-	-	48	38,02	27 770	48,71	
3M	4 267	31,33	4 104	46,73	3 596	26,45	875	43,60	5 527	38,94	377	40,21	5 790	29,47	3 947	35,19	124	30,16	556	37,53	2 080	34,12	57 402	33,72	
3S/M	439	26,12	254	30,51	83	22,00	20	13,75	390	13,44	313	11,29	-	-	58	20,00	-	-	40	10,75	-	-	5 619	17,43	
3XS	-	-	-	-	-	-	-	-	-	-	-	-	-	-	-	-	-	-	-	-	-	-	98	10,00	
3XXS	-	-	-	-	-	-	-	-	-	-	-	-	-	-	-	-	-	-	-	-	-	-	-	-	
4L	-	-	3 608	50,67	-	-	-	-	-	-	160	35,00	-	-	-	-	-	-	-	-	-	1 022	40,59	4 916	47,29
4L/M	-	-	924	58,87	-	-	-	-	-	-	-	-	-	-	-	-	-	-	-	-	-	-	1 020	55,92	
4M	-	-	321	20,63	-	-	-	-	-	-	-	-	-	-	-	-	-	-	309	19,74	108	28,52	3 927	23,94	
4S	-	-	120	17,70	-	-	-	-	-	-	-	-	-	-	-	-	-	-	-	-	-	-	120	17,70	
4S/M	-	-	143	15,38	-	-	77	35,71	-	-	10	10,00	-	-	-	-	-	-	-	-	-	-	308	17,66	
Total	182 513	62,50	109 395	59,47	139 615	63,57	44 882	68,02	118 932	59,70	38 183	61,95	63 042	69,49	44 220	67,61	52 104	59,11	19 749	50,48	101 735	52,72	1 630 705	58,81	

Data disclaimer: Potatoes SA does not take responsibility for the accuracy or interpretation of company data re-purposed by 3rd parties

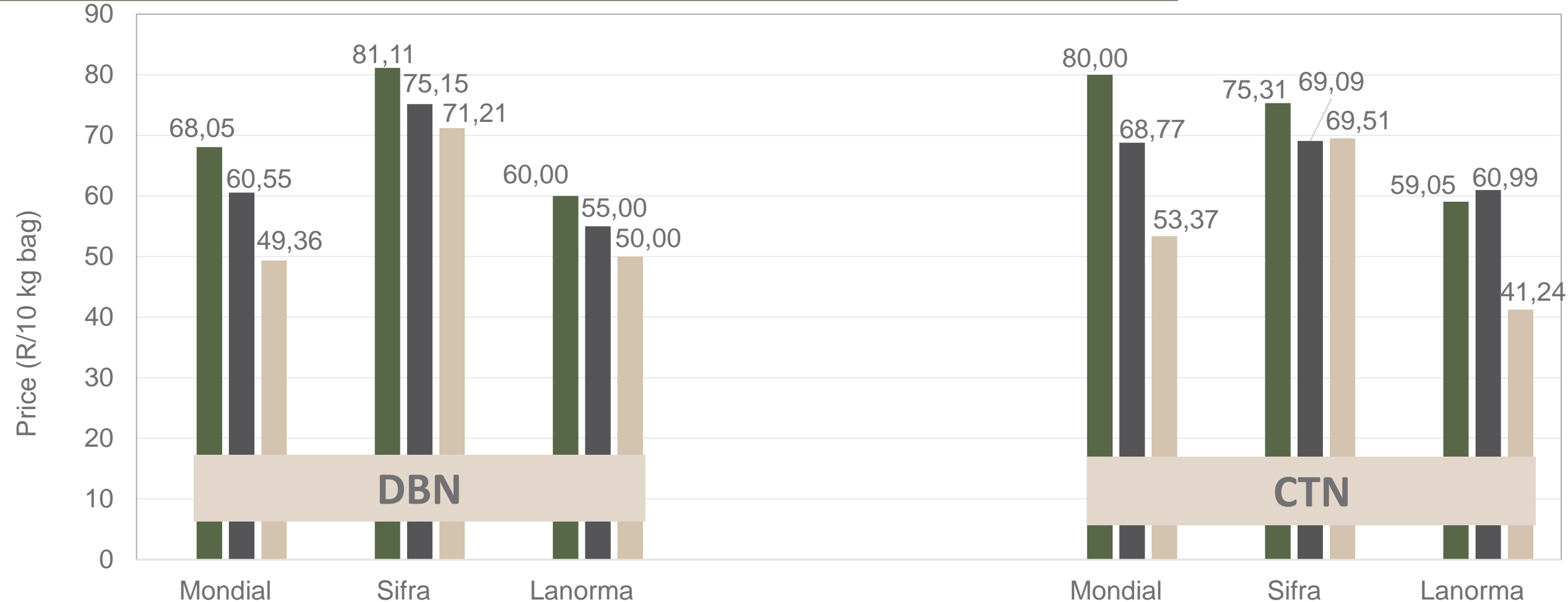
# PTA & JHB markets: Average Prices - Different Sizes (only 10 kg bags)



Mondial as % of total sales JHB 42%, PTA 56%  
 Sifra as % of total sales JHB 43%, PTA 36%  
 Lanorma as % of total sales JHB 12%, PTA 4%

*Data disclaimer: Potatoes SA does not take responsibility for the accuracy or interpretation of company data re-purposed by 3rd parties*

# DBN & CTN markets: Average Prices - Different Sizes (only 10 kg bags)



Mondial as % of total sales DBN 50%, CTN 6%  
 Sifra as % of total sales DBN 39%, CTN 62%  
 Lanorma as % of total sales DBN 1%, CTN 25%

*Data disclaimer: Potatoes SA does not take responsibility for the accuracy or interpretation of company data re-purposed by 3rd parties*

# Hectares planted to date for season 2024 versus 2025

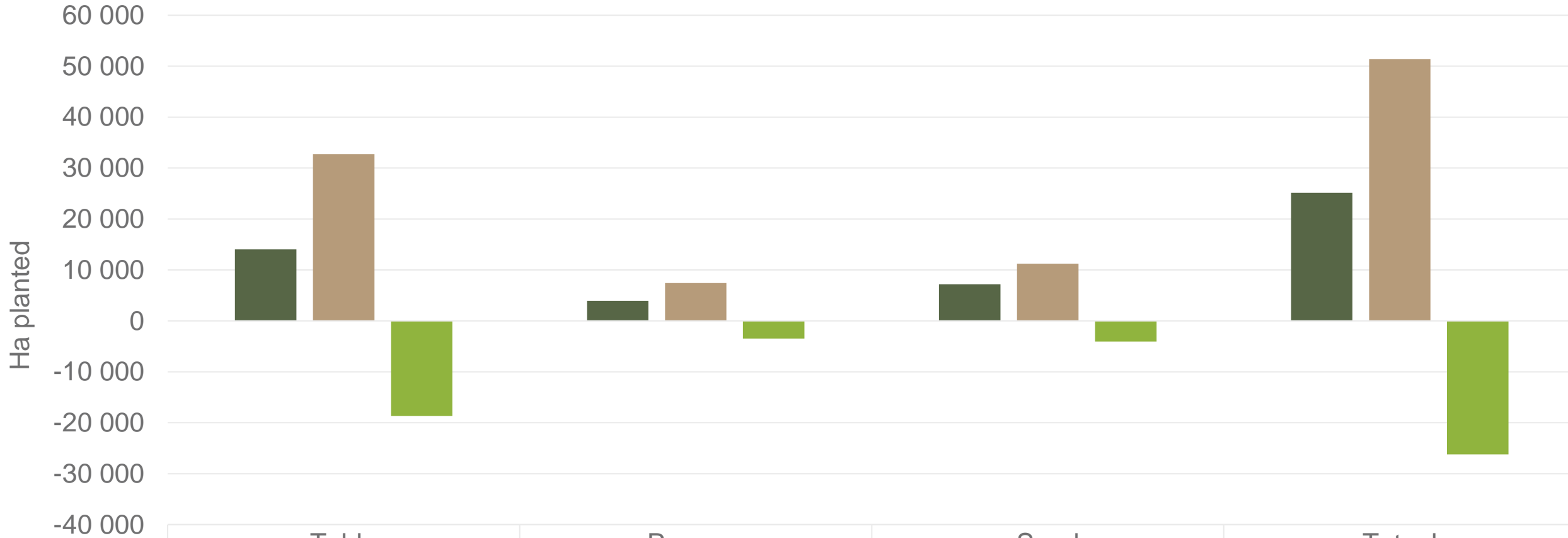


	Table	Process	Seed	Totaal
2025	14 036	3 936	7 169	25 141
2024	32 732	7 419	11 217	51 368
Changes	-18 696	-3 483	-4 048	-26 227

Regions finished: Gauteng early, North West main, North Eastern Cape main, Eastern Free State main, Western Free State main, Ceres main, Northern cape early and main, Mpumalanga main

**Data disclaimer: Potatoes SA does not take responsibility for the accuracy or interpretation of company data re-purposed by 3rd parties**

# Thank you for your time

Feel free to contact us

[Dikgetho@potatoes.co.za](mailto:Dikgetho@potatoes.co.za)

[Billy@potatoes.co.za](mailto:Billy@potatoes.co.za)

[Jodie@potatoes.co.za](mailto:Jodie@potatoes.co.za)



+27 (0)12 349 1906



6 De Havilland Crescent  
Persequor Techno Park  
Persequor Park  
Pretoria



[www.potatoes.co.za](http://www.potatoes.co.za)



Potatoes  
Aartappels SA