



Weekly Market Information

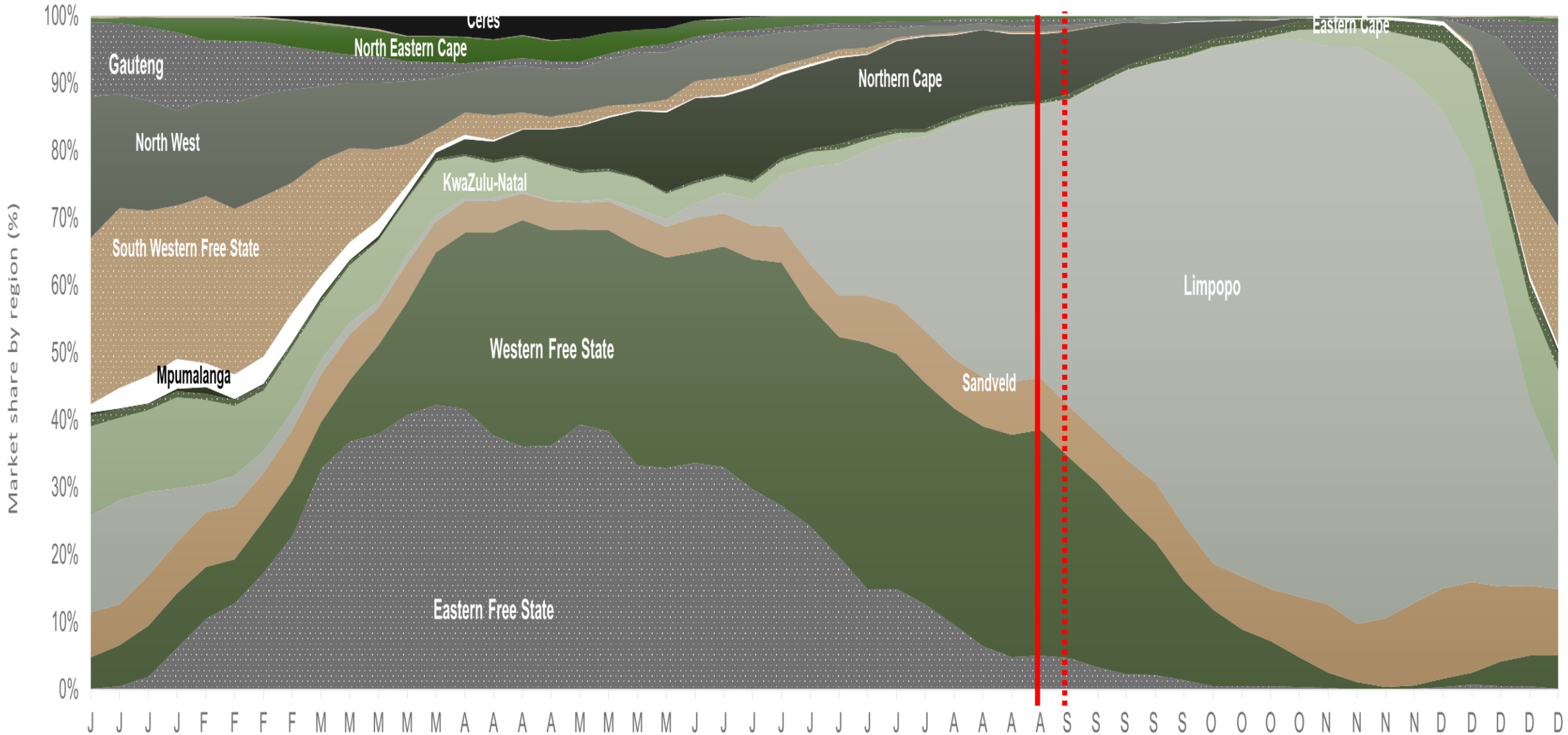
22 August 2025



**Potatoes
Aartappels SA**

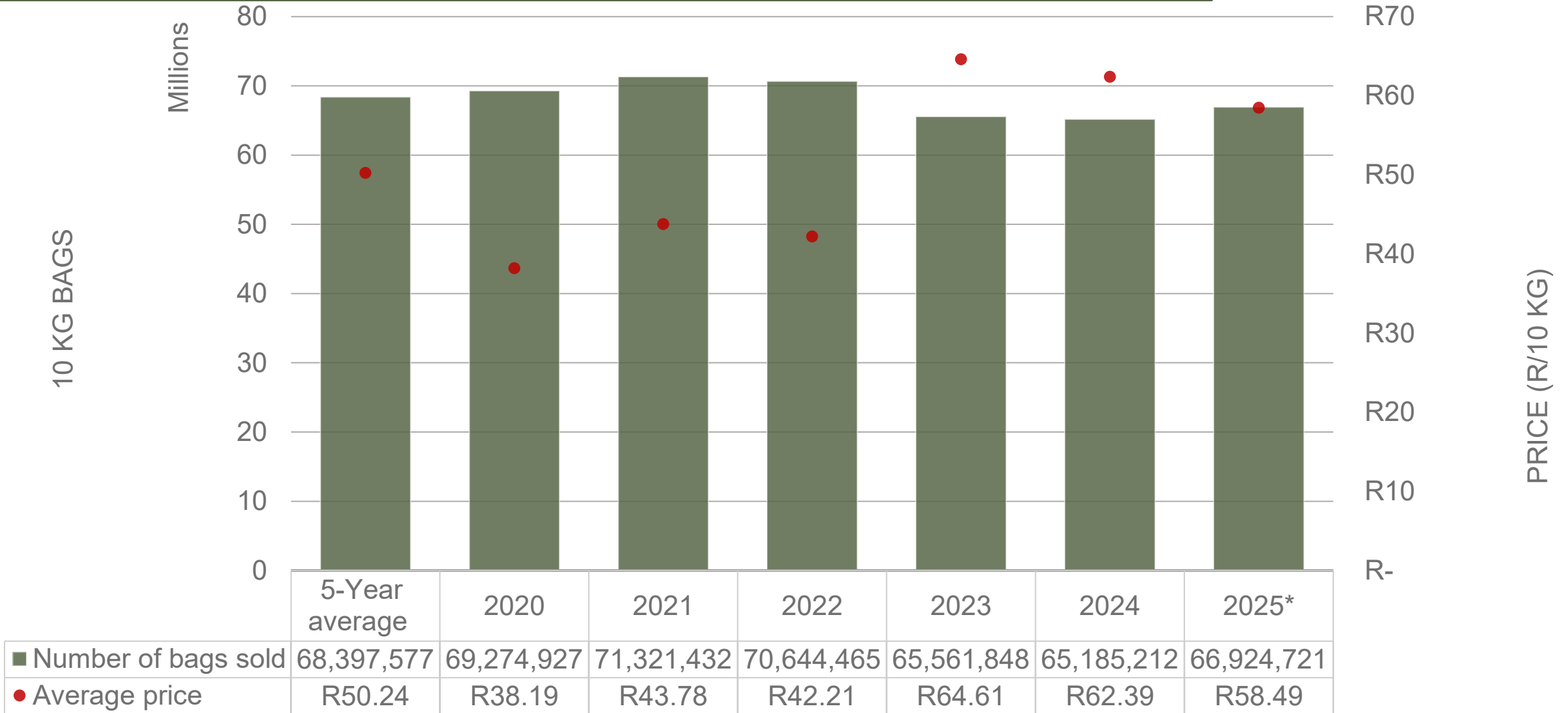
www.potatoes.co.za

Market share of regions on fresh produce markets 2019-2024



Data disclaimer: Potatoes SA does not take responsibility for the accuracy or interpretation of company data re-purposed by 3rd parties

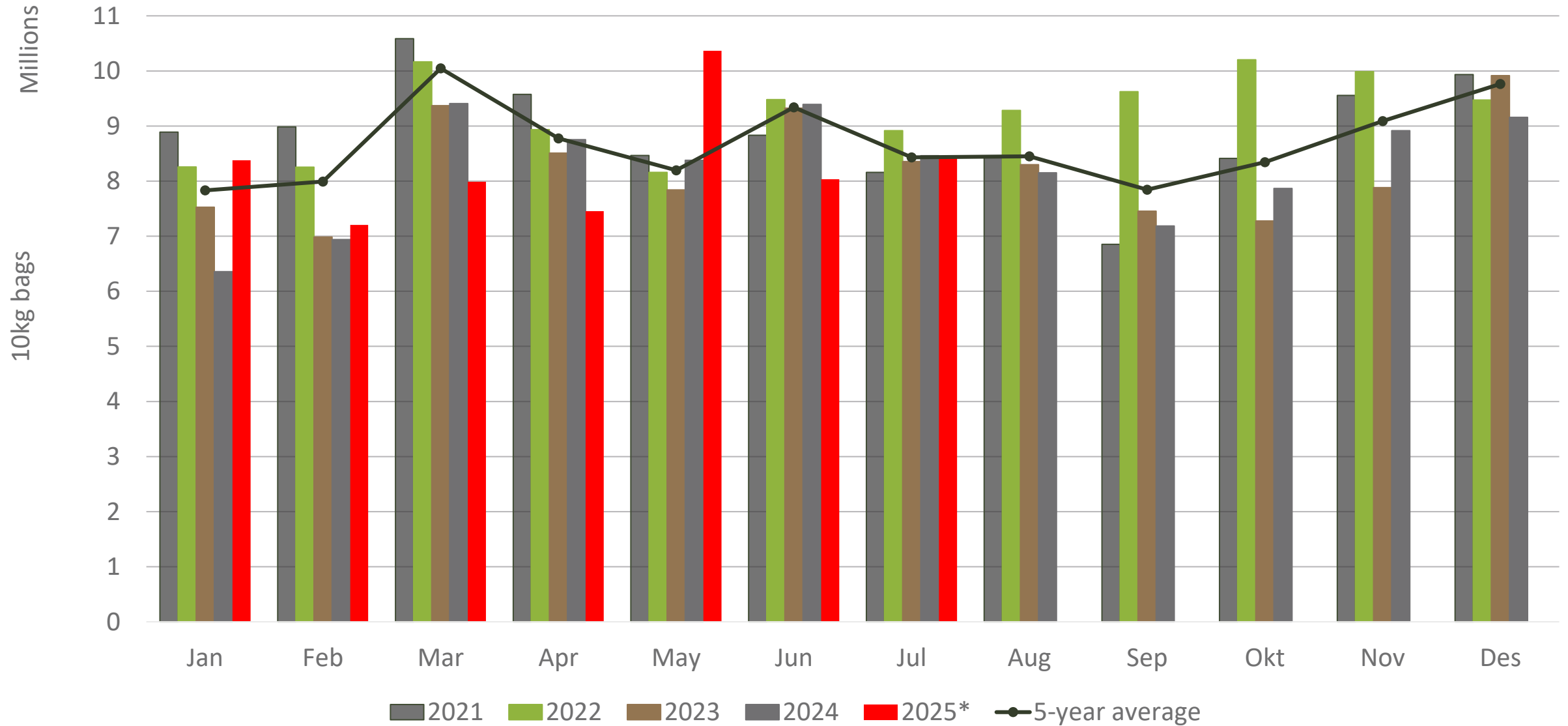
Cumulative total number of 10 kg bags sold on markets



Sold 1,472,856 bags **less** than the **5-year average** (2020 to 2024) of the first 34 weeks of 2025

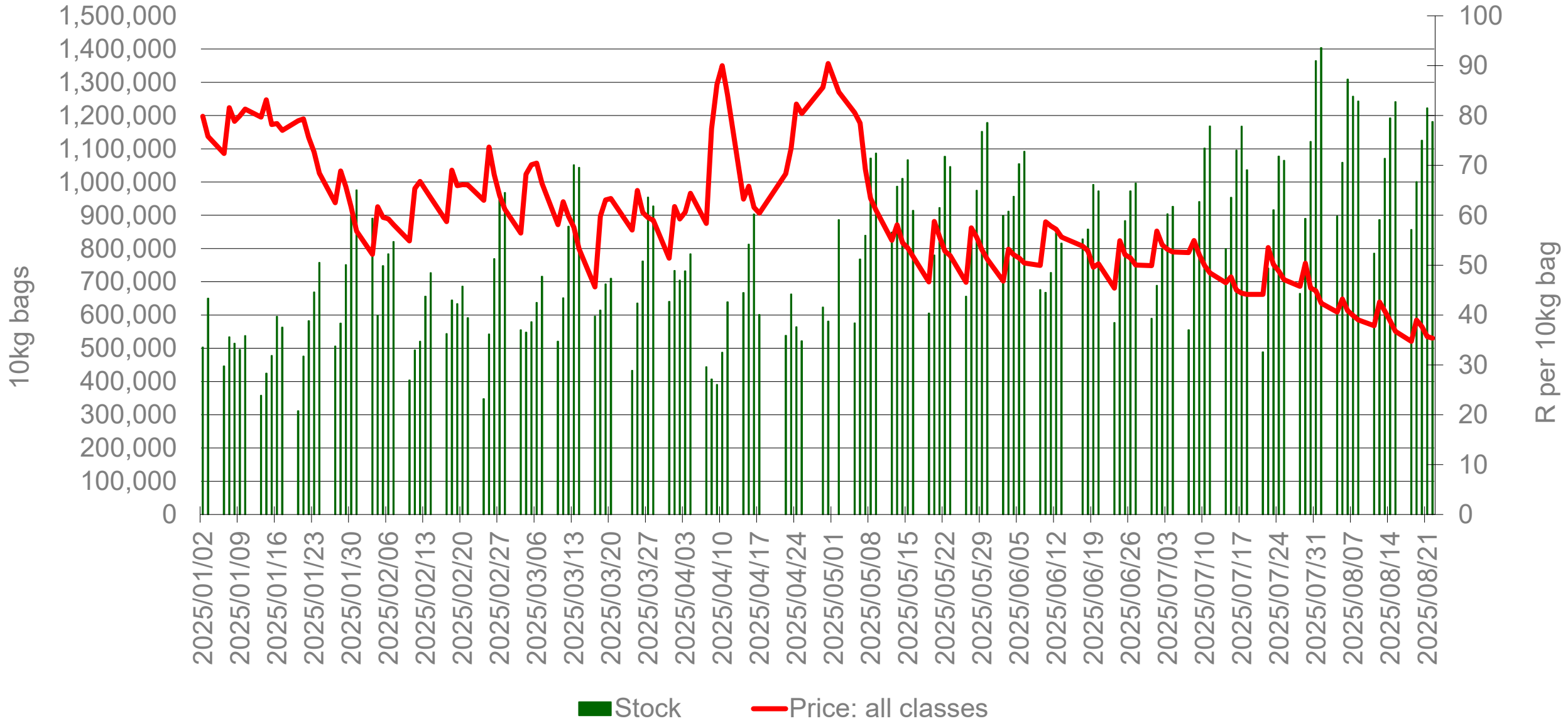
Data disclaimer: Potatoes SA does not take responsibility for the accuracy or interpretation of company data re-purposed by 3rd parties

Monthly sales volumes on markets: Potatoes

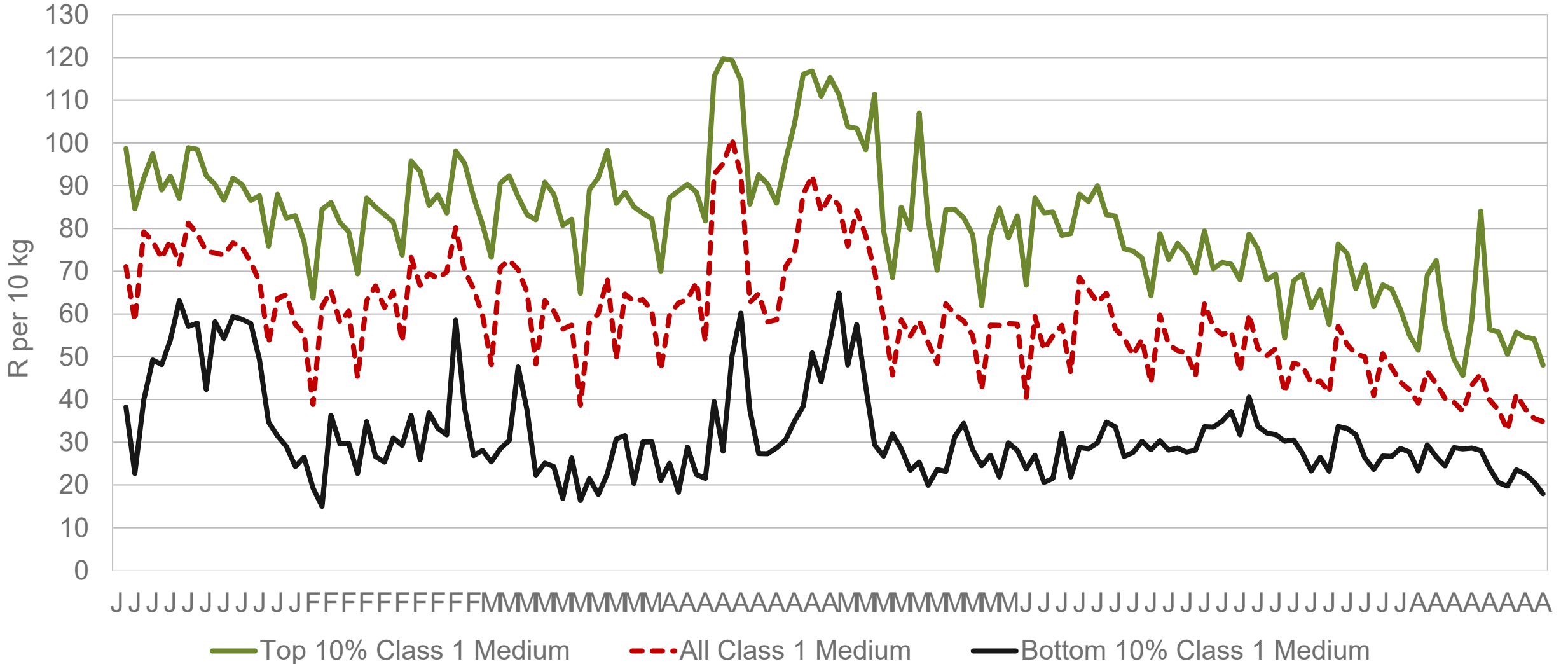


Data disclaimer: Potatoes SA does not take responsibility for the accuracy or interpretation of company data re-purposed by 3rd parties

RSA daily price versus daily available stocks (all classes & all sizes)

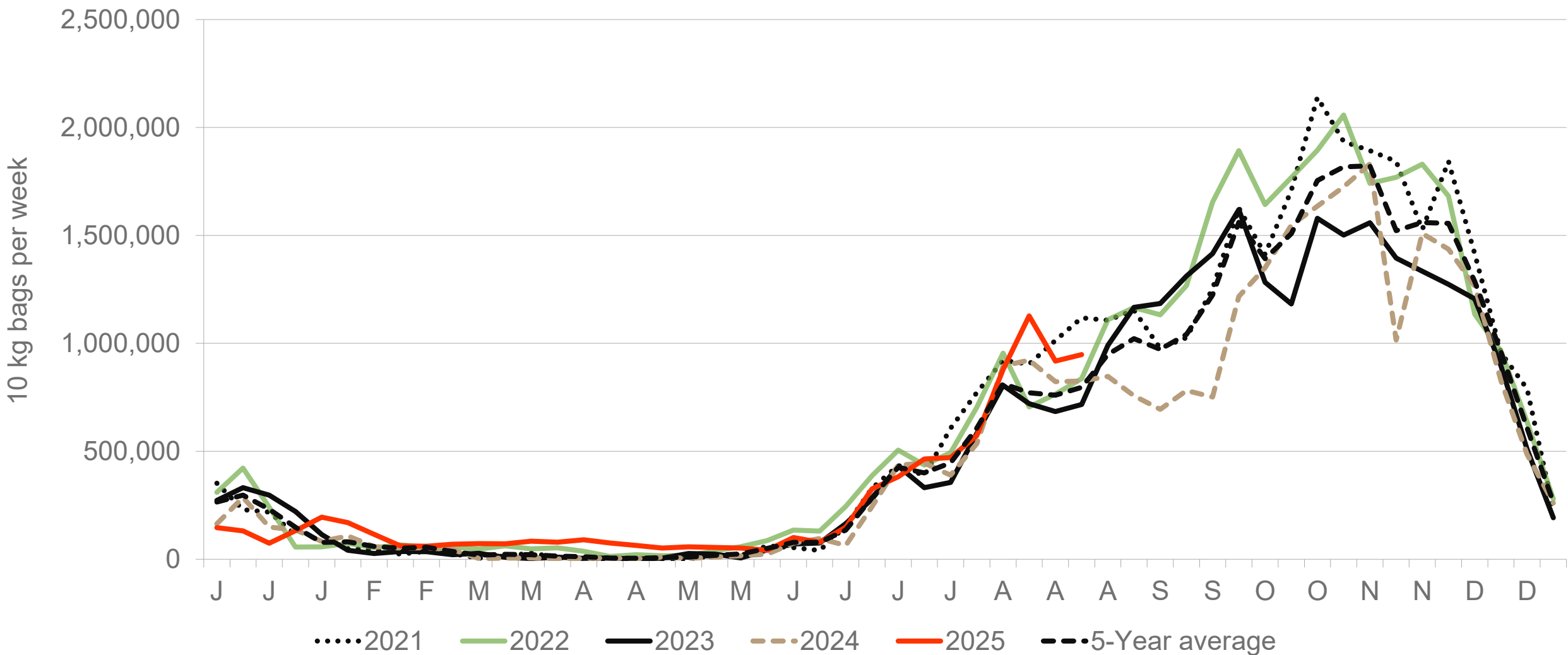


JHB market daily : Top 10% versus bottom 10% prices – Class 1 Medium (since January 2025)



Data disclaimer: Potatoes SA does not take responsibility for the accuracy or interpretation of company data re-purposed by 3rd parties

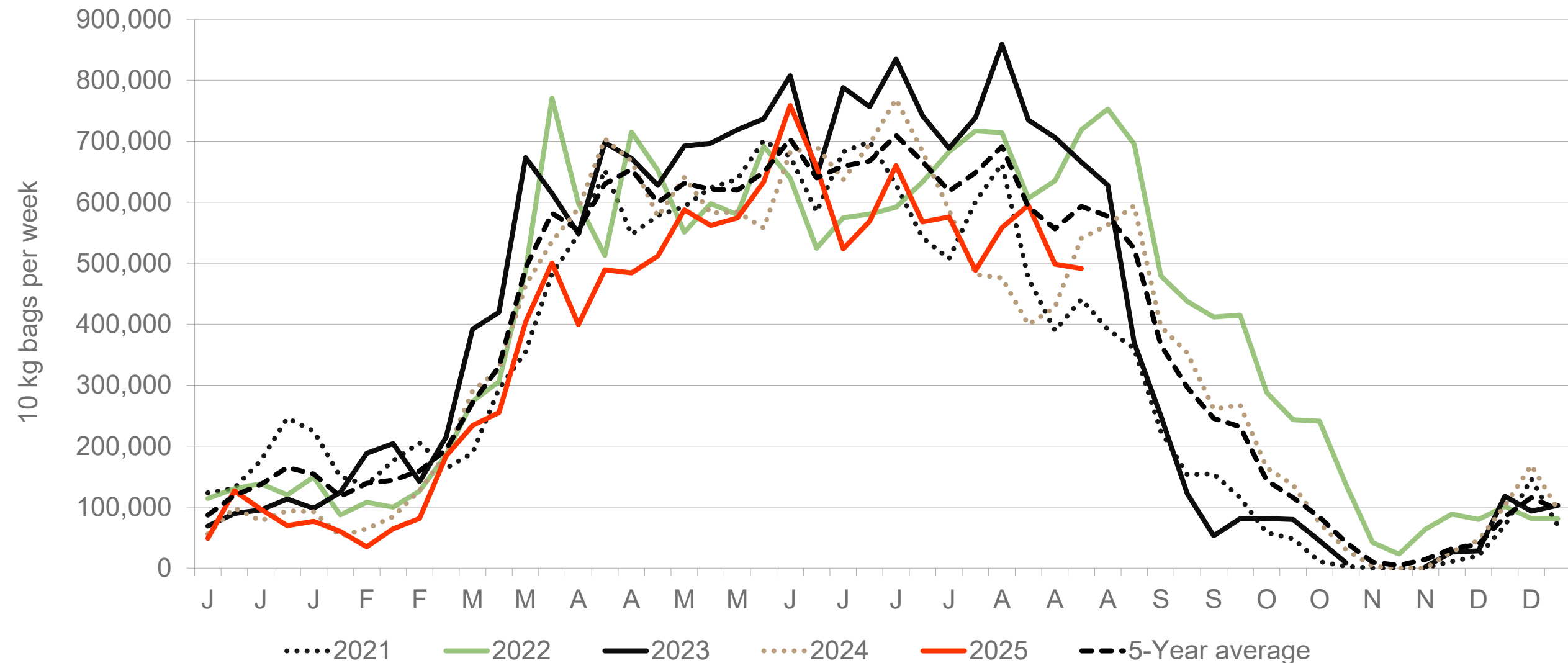
Limpopo: Amount of 10 kg bags per week sold on FPMs (all classes)



Sold 20% bags **more** than the first 34 weeks of 2024 and 1,257,445bags **more** than the 5-year average (2020 to 2024) of the first 34 weeks of each year.

Data disclaimer: Potatoes SA does not take responsibility for the accuracy or interpretation of company data re-purposed by 3rd parties

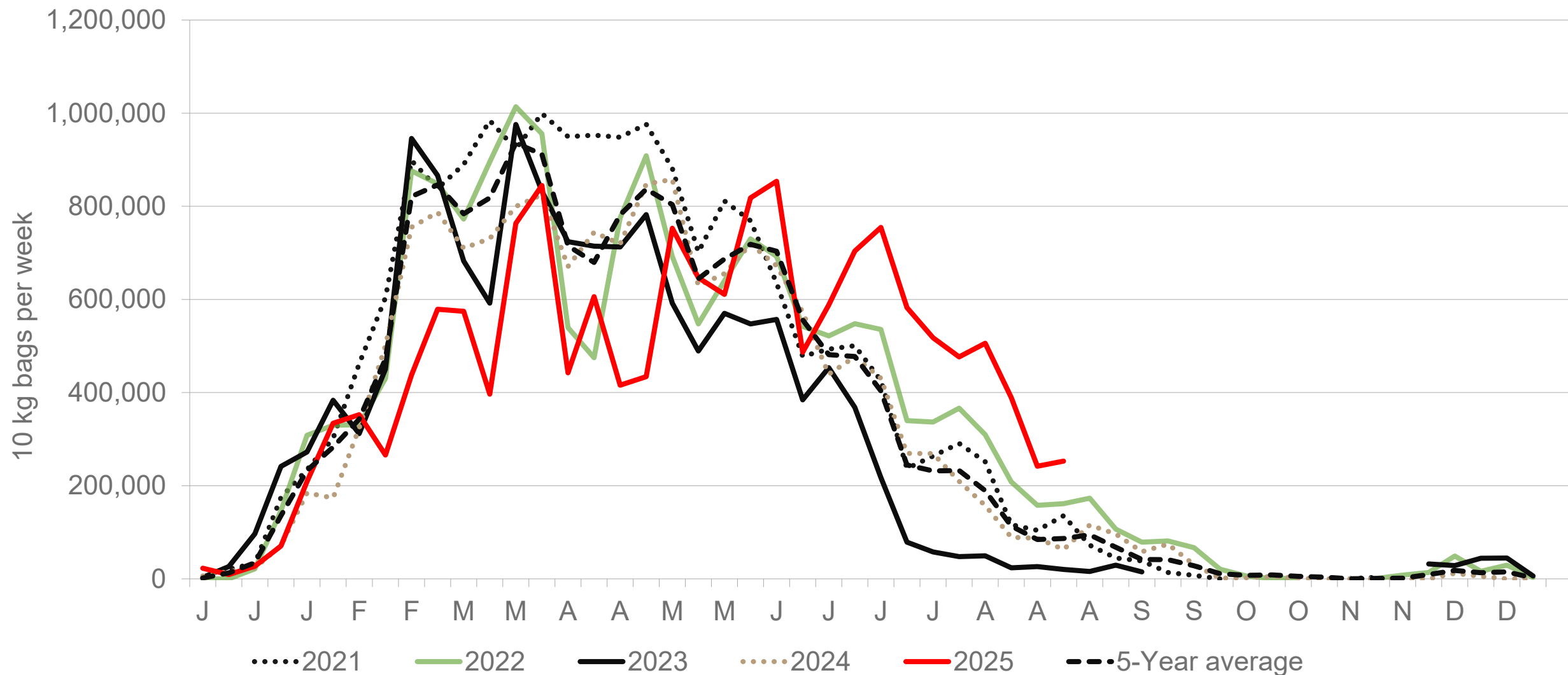
Western Free State : Amount of 10 kg bags per week sold on FPMs (all classes)



Sold 8% bags **less** than the first 34 weeks of 2024 and 2,377,791 bags **less** than the 5-year average (2020 to 2024) of the first 34 weeks of each year.

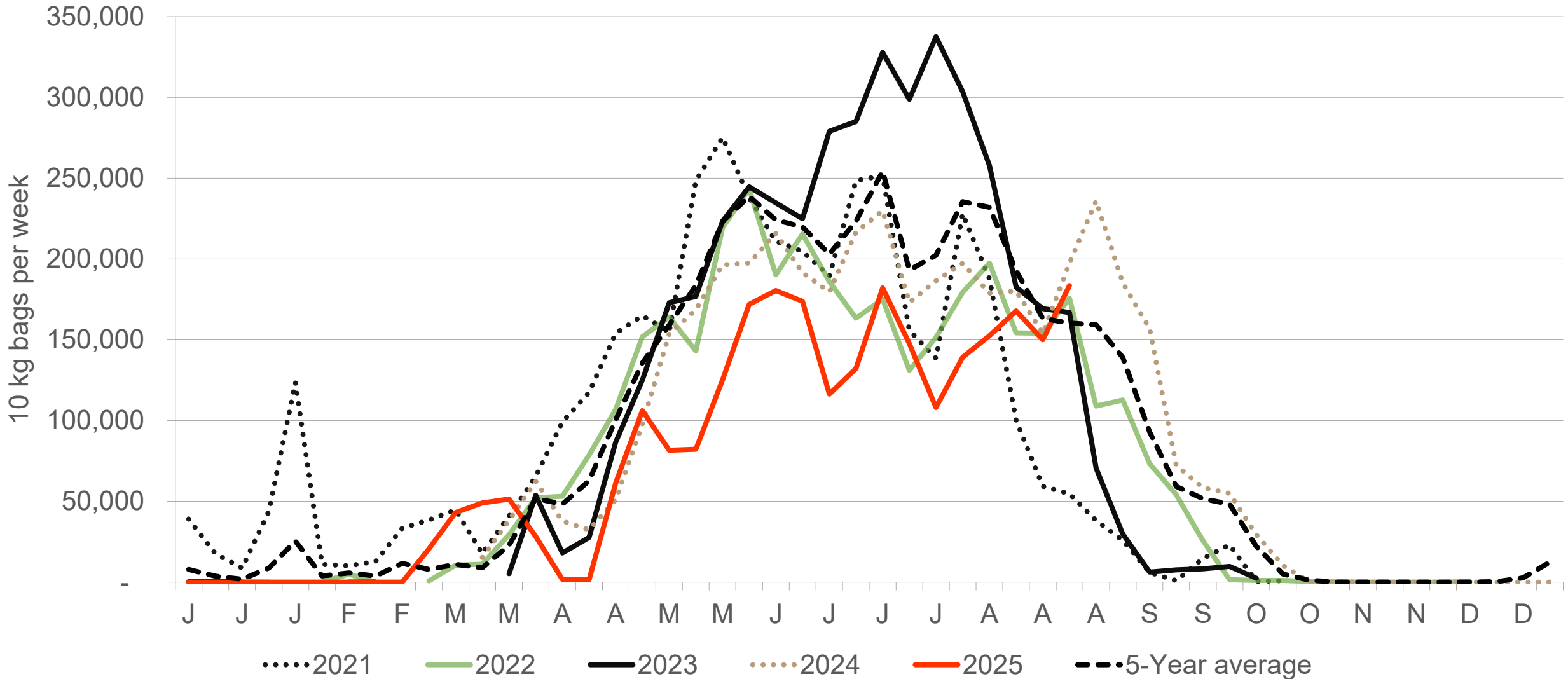
Data disclaimer: Potatoes SA does not take responsibility for the accuracy or interpretation of company data re-purposed by 3rd parties

Eastern Free State: Amount of 10 kg bags per week sold on FPMs (all classes)



Sold 3% bags **more** than the first 34 weeks of 2024 and 336,224 **less** than the 5-year average (2020 to 2024) of the first 34 weeks of each year.

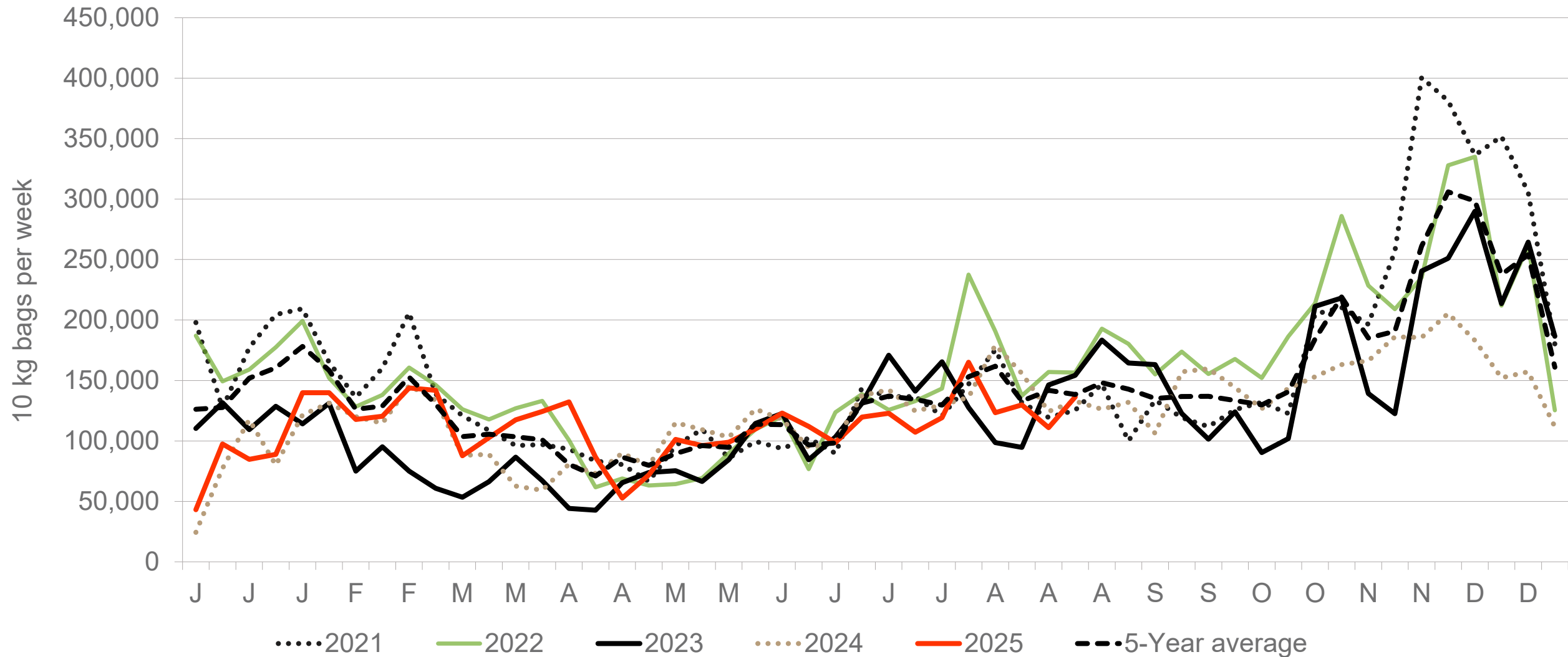
Northern Cape: Amount of 10 kg bags per week sold on FPMs (all classes)



Sold 21% bags **less** than the first 34 weeks of 2024 and 1,172,315 bags **less** than the 5-year average (2020 to 2024) of the first 34 weeks of each year.

Data disclaimer: Potatoes SA does not take responsibility for the accuracy or interpretation of company data re-purposed by 3rd parties

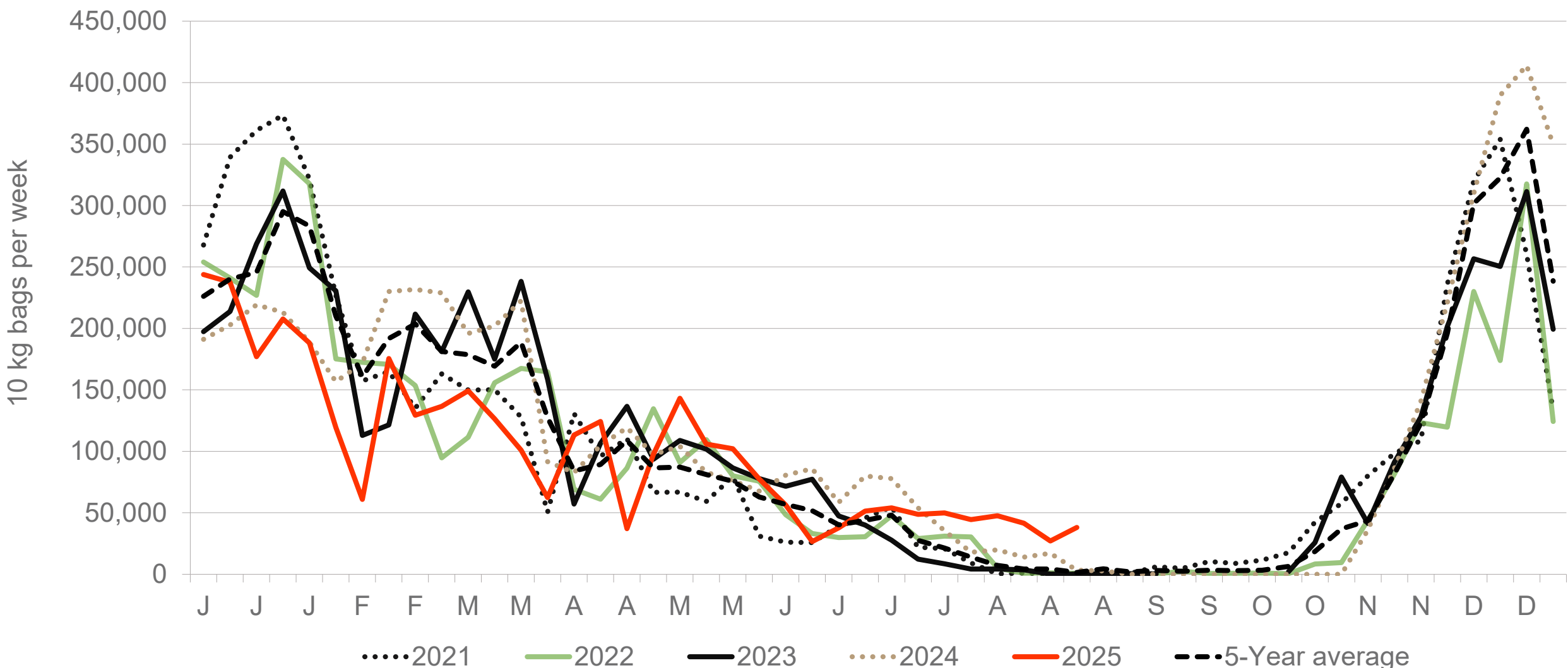
Sandveld: Amount of 10 kg bags per week sold on FPMs (all classes)



Sold 1% bags **more** than the first 34 weeks of 2024 and 366,968 bags **less** than the 5-year average (2020 to 2024) of the first 34 weeks of each year.

Data disclaimer: Potatoes SA does not take responsibility for the accuracy or interpretation of company data re-purposed by 3rd parties

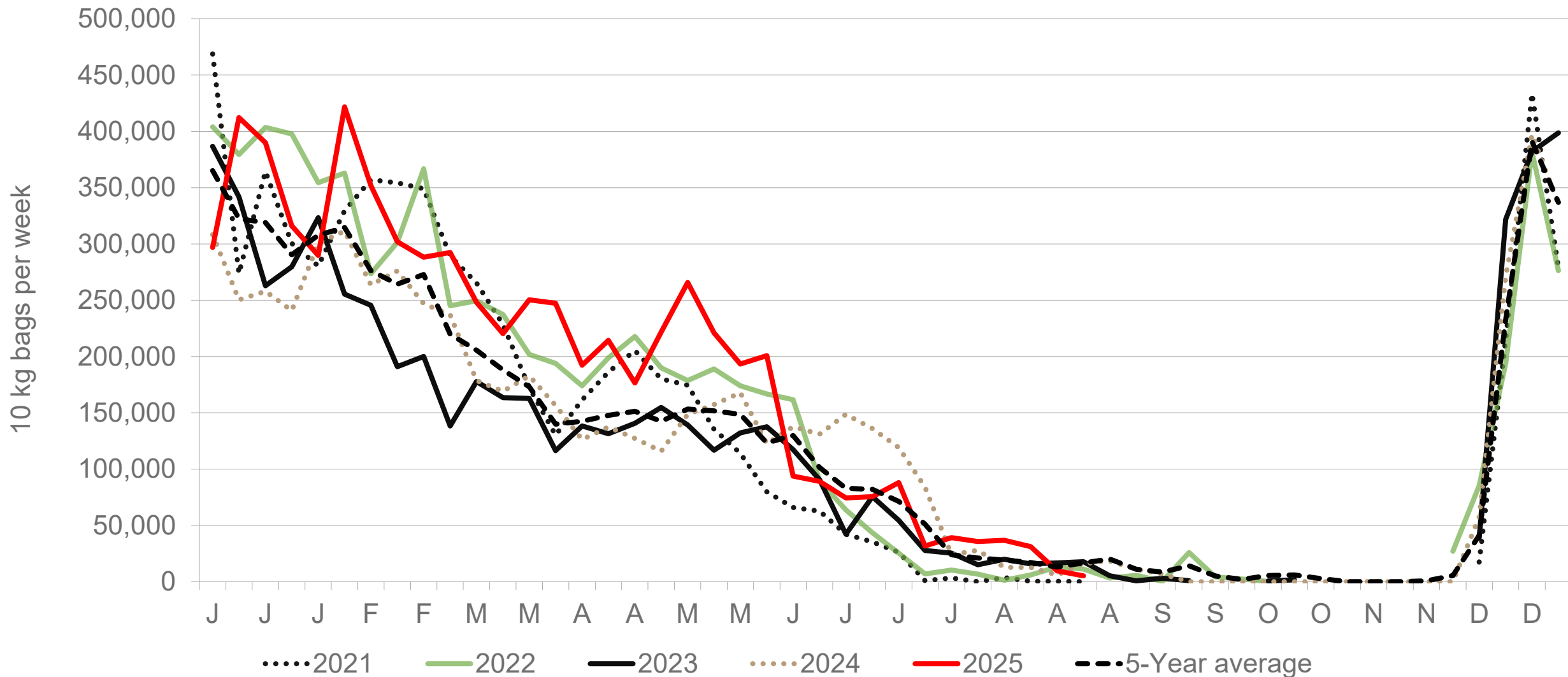
KwaZulu-Natal: Amount of 10 kg bags per week sold on FPMs (all classes)



Sold 15% bags **less** than the first 34 weeks of 2024 and 458,394 bags **less** than the 5-year average (2020 to 2024) of the first 34 weeks of each year.

Data disclaimer: Potatoes SA does not take responsibility for the accuracy or interpretation of company data re-purposed by 3rd parties

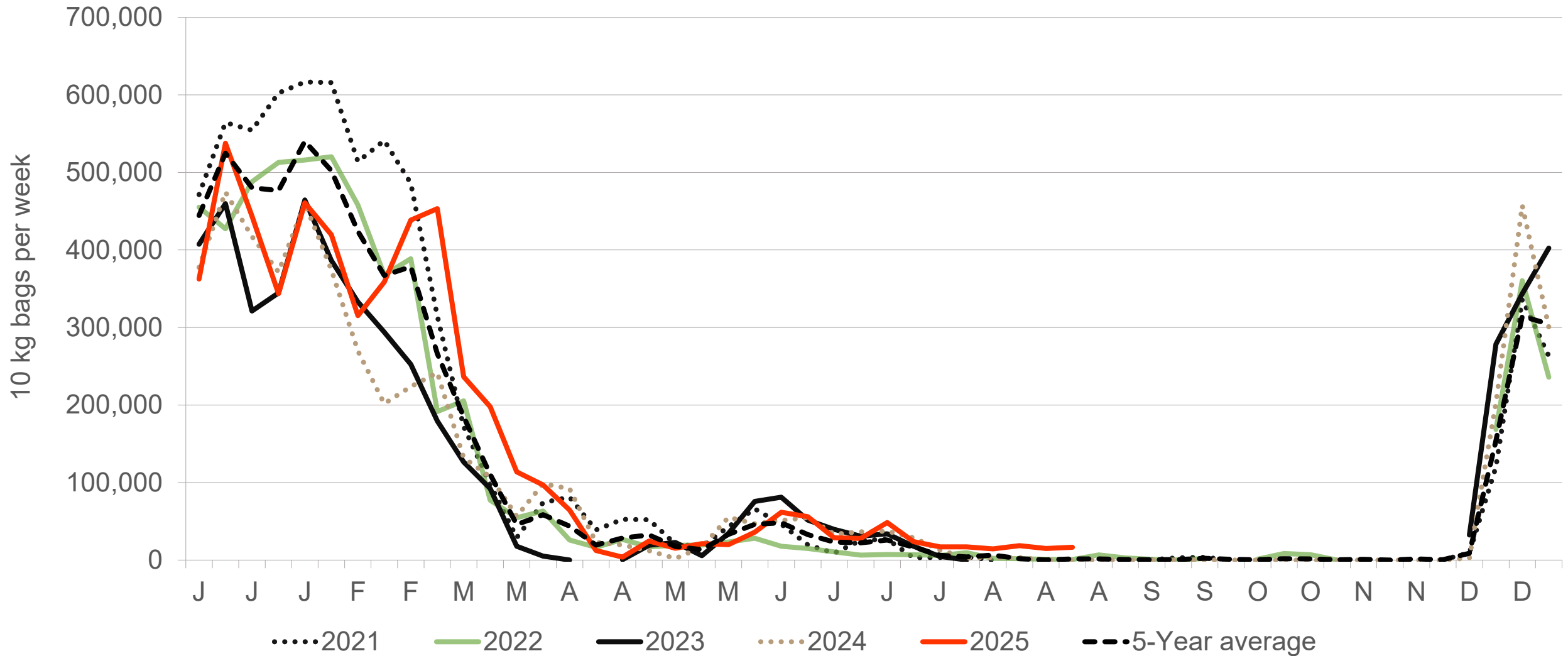
North-West: Amount of 10 kg bags per week sold on FPMs (all classes)



Sold 24% bags **more** than the first 34 weeks of 2024 and 1,173,633 **more** than the 5-year average (2020 to 2024) of the first 34 weeks of each year.

Data disclaimer: Potatoes SA does not take responsibility for the accuracy or interpretation of company data re-purposed by 3rd parties

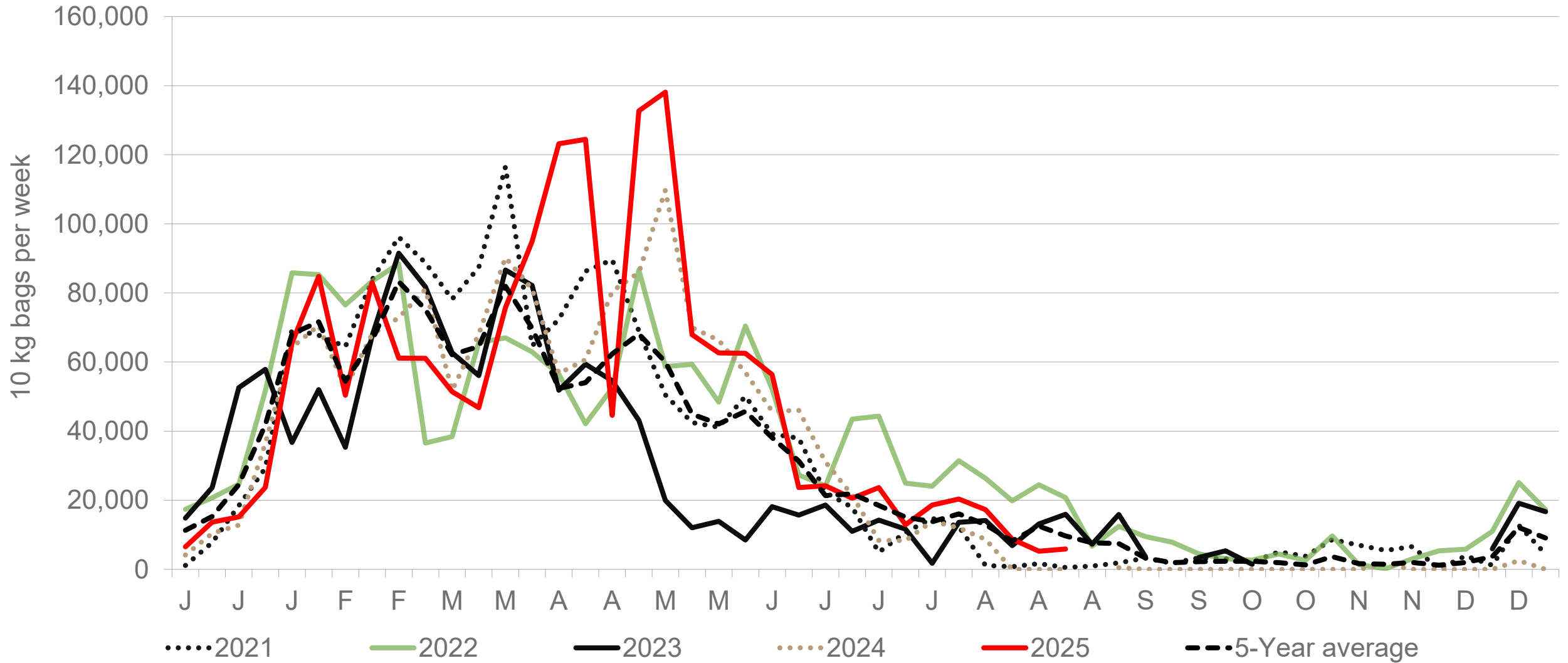
South Western Free State: Amount of 10 kg bags per week sold on FPMs (all classes)



Sold 22% bags **more** than the first 34 weeks of 2024 and 94,463 bags **more** than the 5-year average (2020 to 2024) of the first 34 weeks of each year.

Data disclaimer: Potatoes SA does not take responsibility for the accuracy or interpretation of company data re-purposed by 3rd parties

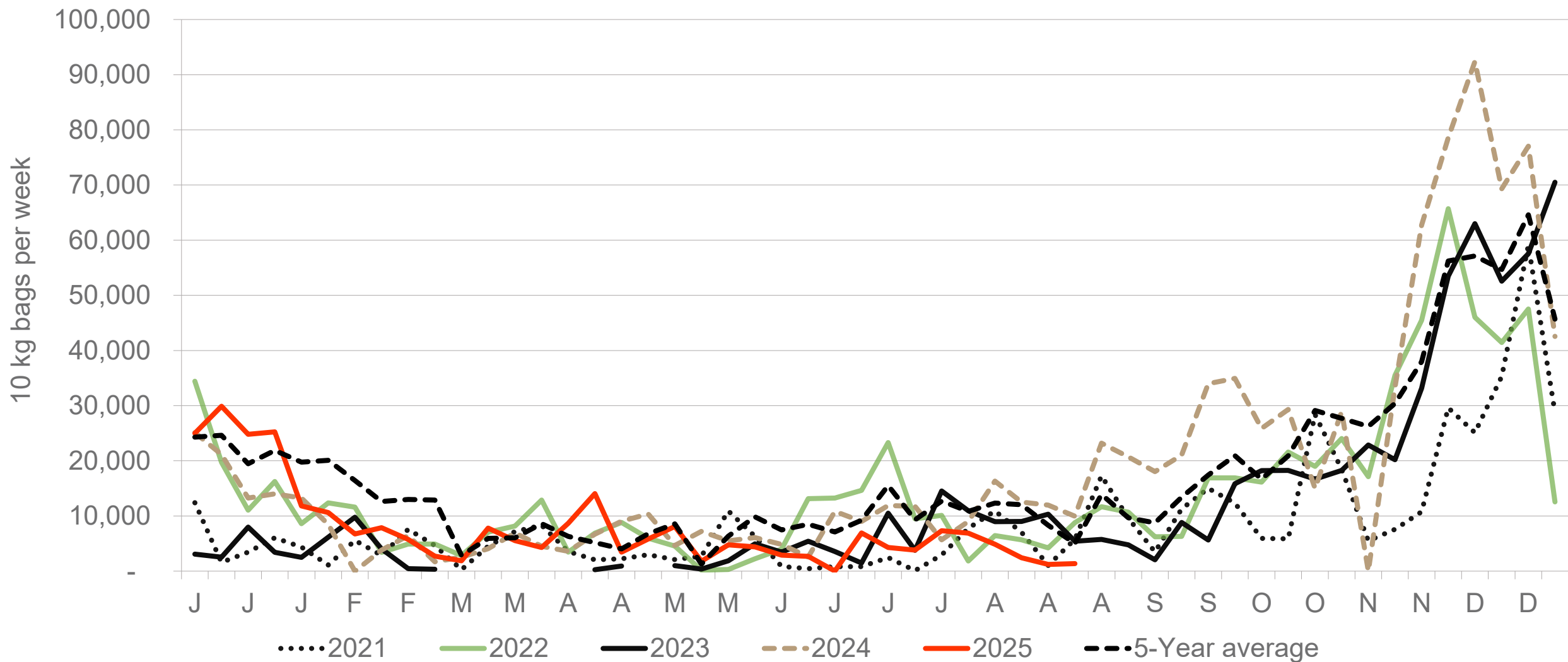
North Eastern Cape: Amount of 10 kg bags per week sold on FPMs (all classes)



Sold 12% bags **more** than the first 34 weeks of 2024 and 288,214 bags **more** than the 5-year average (2020 to 2024) of the first 34 weeks of each year.

Data disclaimer: Potatoes SA does not take responsibility for the accuracy or interpretation of company data re-purposed by 3rd parties

Eastern Cape: Amount of 10 kg bags per week sold on FPMs (all classes)



Sold 10% bags **less** than the first 34 weeks of 2024 and 55,496 bags **less** than the 5-year average (2020 to 2024) of the 34 weeks of each year.

Data disclaimer: Potatoes SA does not take responsibility for the accuracy or interpretation of company data re-purposed by 3rd parties

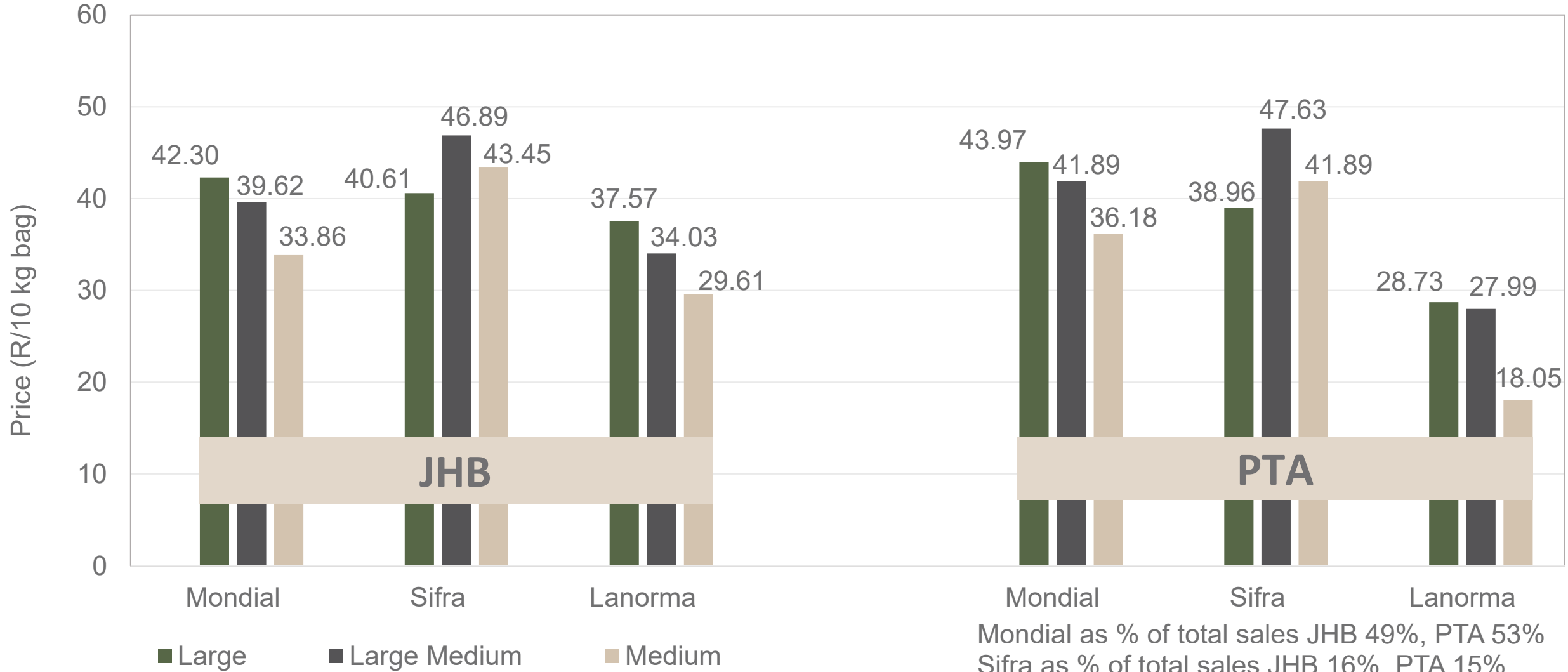
Average weekly prices and volumes for 10 kg bags of potatoes sold on selected markets from selected production regions



Klas & Grootte	Limpopo								Western Free State				Eastern Free State				Northern Cape		Sandveld		All Regions	
	JOH		PRE		SPR		DUR		JOH		PRE		JOH		PRE		JOH		CAP		All Markets	
	Volume	Prices	Volume	Prices	Volume	Prices	Volume	Prices	Volume	Prices	Volume	Prices	Volume	Prices	Volume	Prices	Volume	Prices	Volume	Prices	Volume	Prices
	10kg	R/10kg	10kg	R/10kg	10kg	R/10kg	10kg	R/10kg	10kg	R/10kg	10kg	R/10kg	10kg	R/10kg	10kg	R/10kg	10kg	R/10kg	10kg	R/10kg	10kg	R/10kg
1L	154 350	43.15	89 552	42.75	25 513	42.49	12 721	47.56	20 908	38.29	12 964	39.93	34 970	35.25	8 494	33.18	7 932	35.23	26 339	53.55	489 910	43.03
1L/M	116 645	42.58	57 850	42.98	16 624	40.72	20 370	49.50	36 360	37.89	11 161	39.67	25 843	32.84	7 439	30.36	10 977	49.21	31 266	53.98	441 799	42.51
1M	82 137	39.43	40 310	39.09	11 765	34.34	17 735	45.33	35 843	34.52	12 436	35.51	16 095	26.90	4 204	26.26	12 268	36.20	24 603	55.90	363 118	38.52
1S	19 652	22.41	7 946	20.58	1 991	21.39	8 056	30.39	7 737	19.52	3 252	13.97	3 989	16.17	279	11.44	1 764	16.71	11 065	41.24	88 889	23.61
1S/M	17 691	26.95	6 696	27.53	1 905	27.33	5 642	41.65	20 643	26.01	6 439	25.31	4 284	21.63	963	16.48	3 643	26.32	618	52.58	110 690	28.16
1XL	4 750	43.76	-	-	-	-	-	-	514	37.85	-	-	833	33.24	-	-	-	-	-	-	6 097	41.83
1XS	8 149	31.16	-	-	-	-	-	-	5 409	20.76	-	-	644	12.06	-	-	77	35.00	-	-	14 280	26.38
1XXS	155	20.23	-	-	-	-	-	-	-	-	-	-	-	-	-	-	-	-	-	-	155	20.23
2L	23 157	34.53	14 879	37.68	2 865	38.26	1 143	37.29	6 726	30.13	4 814	34.46	10 722	28.75	4 411	29.44	3 044	29.67	11 277	45.95	121 248	35.27
2L/M	13 926	32.16	12 727	35.64	2 665	32.75	1 053	39.88	9 437	29.01	7 240	32.05	5 419	26.71	5 521	29.65	3 831	29.17	8 210	46.35	117 311	32.68
2M	9 594	25.87	8 568	31.08	848	29.38	2 213	29.96	11 448	25.58	5 649	27.83	5 659	20.58	2 027	22.70	6 493	25.83	9 682	38.12	117 063	26.78
2S	1 552	16.79	4 197	19.22	110	20.88	10	20.00	1 812	17.67	539	11.51	350	17.86	330	13.57	1 118	12.19	1 955	28.50	21 608	17.77
2S/M	1 015	21.26	311	17.56	112	24.43	1 238	26.81	4 520	18.60	3 120	20.99	1 728	14.63	280	16.20	1 178	18.91	-	-	30 181	20.00
2XL	231	34.80	-	-	-	-	-	-	555	34.95	-	-	668	29.90	-	-	-	-	-	-	1 454	32.61
2XS	91	8.29	-	-	-	-	-	-	552	16.97	-	-	-	-	-	-	-	-	-	-	2 311	8.87
2XXS	-	-	-	-	-	-	-	-	-	-	-	-	-	-	-	-	-	-	-	-	-	-
3L	5 158	25.28	5 893	27.61	1 344	33.63	-	-	949	25.72	3 880	26.37	2 797	19.31	1 629	25.45	4 434	22.26	237	40.30	42 335	24.87
3L/M	5 209	28.19	1 914	26.77	688	29.38	-	-	4 392	24.15	3 247	25.09	1 065	25.23	79	15.00	2 325	17.92	118	41.78	36 185	24.94
3M	5 300	21.79	2 165	23.21	691	26.45	299	26.17	9 112	19.31	2 472	23.95	3 046	15.57	965	16.13	8 465	15.24	1 466	22.20	60 447	19.38
3S/M	220	19.00	61	19.59	-	-	-	-	-	-	477	17.16	100	20.00	220	5.00	-	-	-	-	6 409	14.64
3XS	-	-	-	-	-	-	-	-	-	-	-	-	-	-	-	-	-	-	-	-	-	-
3XXS	-	-	-	-	-	-	-	-	-	-	-	-	-	-	-	-	-	-	-	-	-	-
4L	-	-	583	25.55	182	24.76	-	-	-	-	490	20.00	-	-	357	21.36	-	-	-	-	2 085	22.14
4L/M	-	-	329	30.04	-	-	-	-	-	-	262	13.34	-	-	110	18.00	-	-	-	-	2 009	21.81
4M	-	-	220	19.17	-	-	-	-	-	-	610	11.95	-	-	841	12.89	-	-	-	-	4 273	17.45
4S	-	-	-	-	40	15.00	-	-	-	-	-	-	-	-	-	-	-	-	-	-	40	15.00
4S/M	-	-	-	-	-	-	-	-	-	-	-	-	-	-	110	7.00	-	-	-	-	151	9.50
Total	469 202	38.79	259 056	38.65	68 240	37.87	71 658	43.47	176 937	30.84	79 800	31.53	118 212	29.26	38 558	27.72	70 331	30.15	136 452	48.19	2 111 822	36.01

Data disclaimer: Potatoes SA does not take responsibility for the accuracy or interpretation of company data re-purposed by 3rd parties

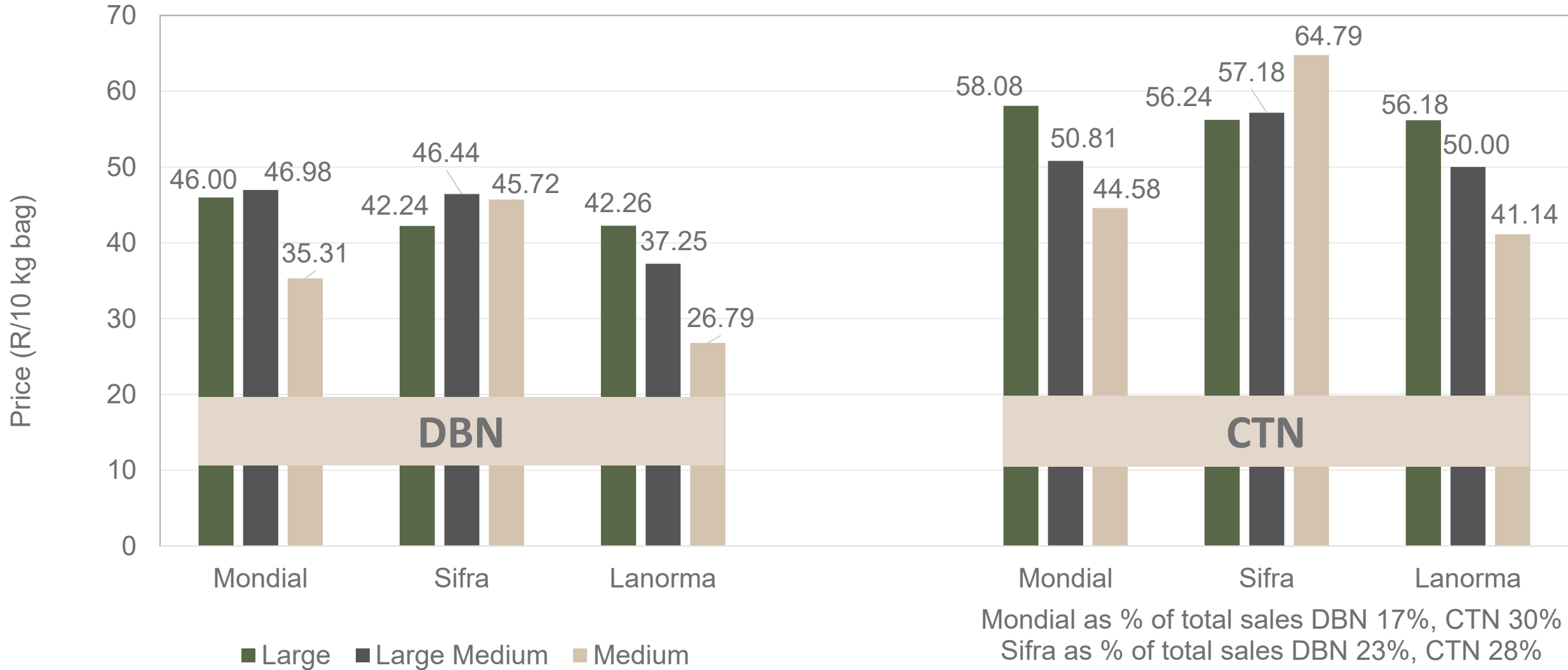
PTA & JHB markets: Average Prices - Different Sizes (only 10 kg bags)



Mondial as % of total sales JHB 49%, PTA 53%
 Sifra as % of total sales JHB 16%, PTA 15%
 Lanorma as % of total sales JHB 10%, PTA 3%

Data disclaimer: Potatoes SA does not take responsibility for the accuracy or interpretation of company data re-purposed by 3rd parties

DBN & CTN markets: Average Prices - Different Sizes (only 10 kg bags)



Mondial as % of total sales DBN 17%, CTN 30%
 Sifra as % of total sales DBN 23%, CTN 28%
 Lanorma as % of total sales DBN 10%, CTN 9%

Thank you for your time

Feel free to contact us

Dikgetho@potatoes.co.za

Jodie@potatoes.co.za



+27 (0)12 349 1906



6 De Havilland Crescent

Persequor Techno Park

Persequor Park

Pretoria



www.potatoes.co.za



Potatoes
Aartappels SA