



## Weekly Market Information

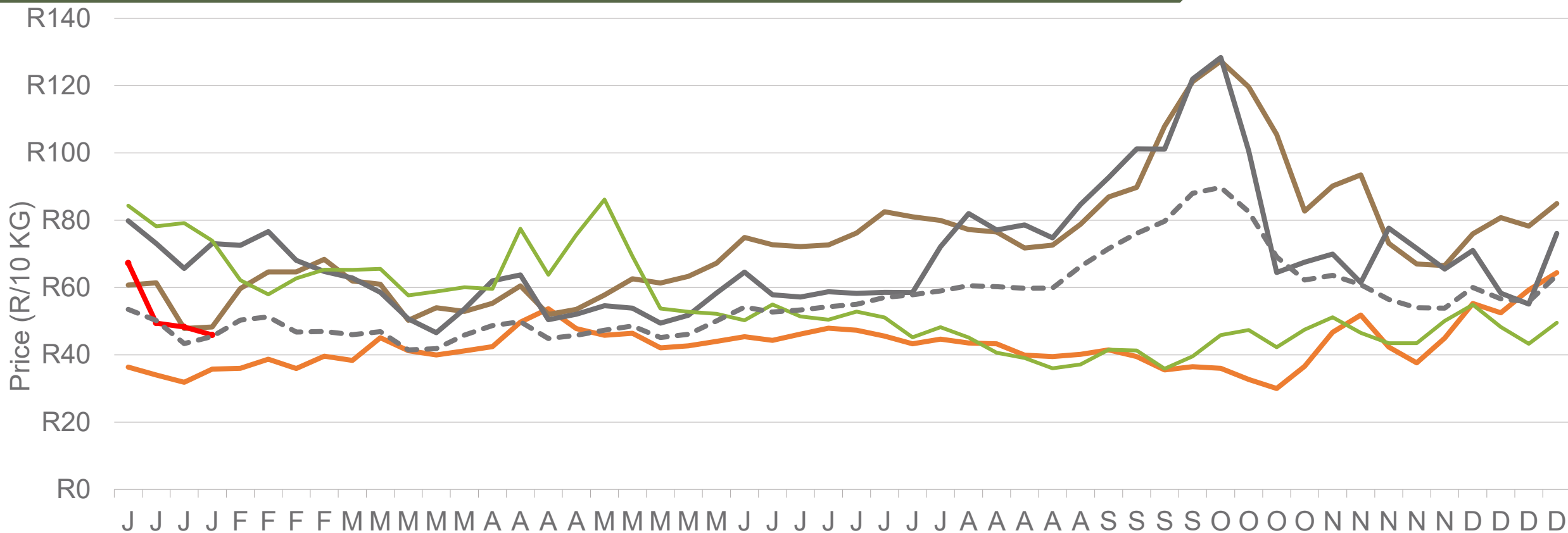
23 January 2026



Potatoes  
Aartappels SA

[www.potatoes.co.za](http://www.potatoes.co.za)

# Average weekly price – all markets & all classes





— 2022 — 2023 — 2024 — 2025 — 2026\* - - - 5-Year average



Number of bags sold

**3%**


(Week on Week)



Average weekly price

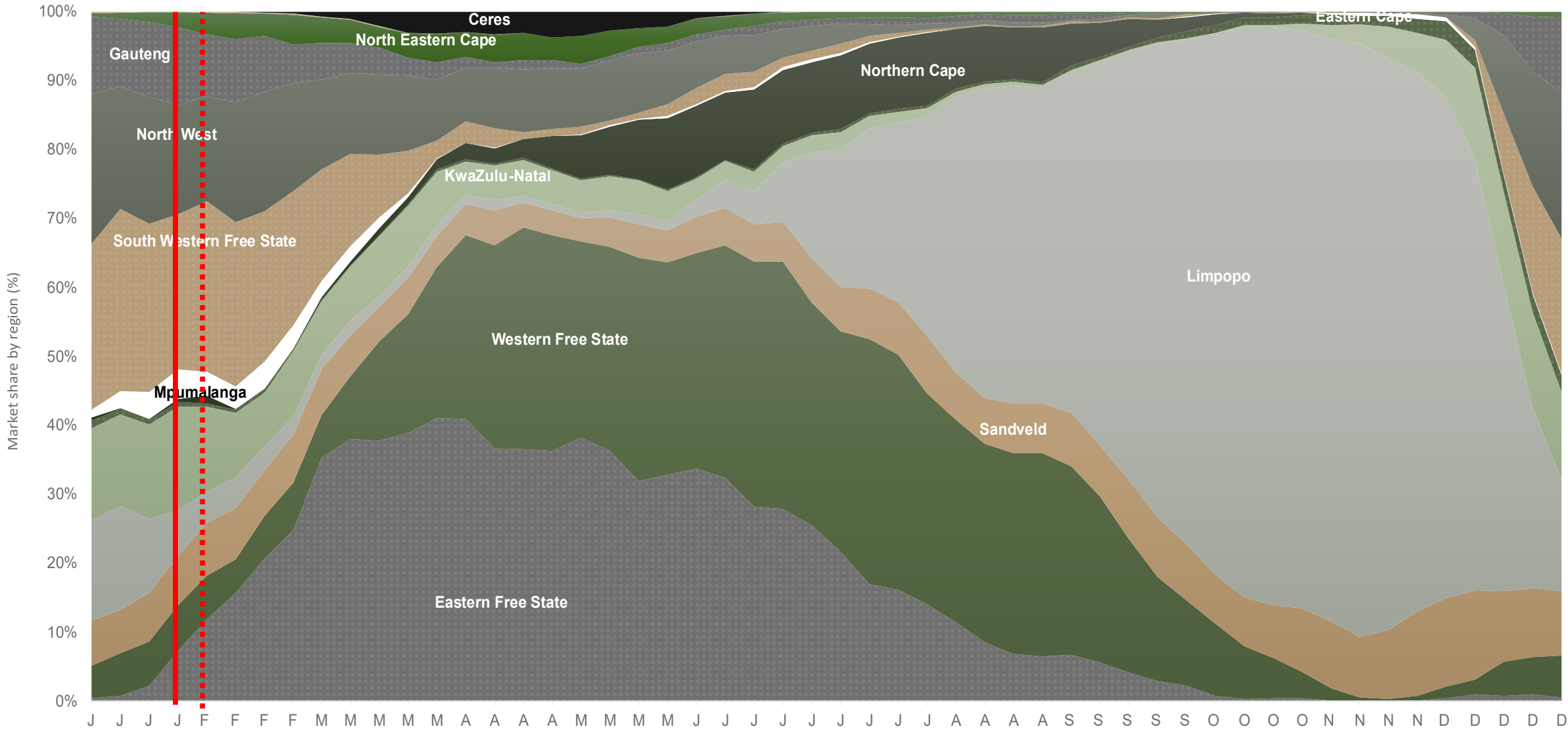
**5%**

(Week on week)



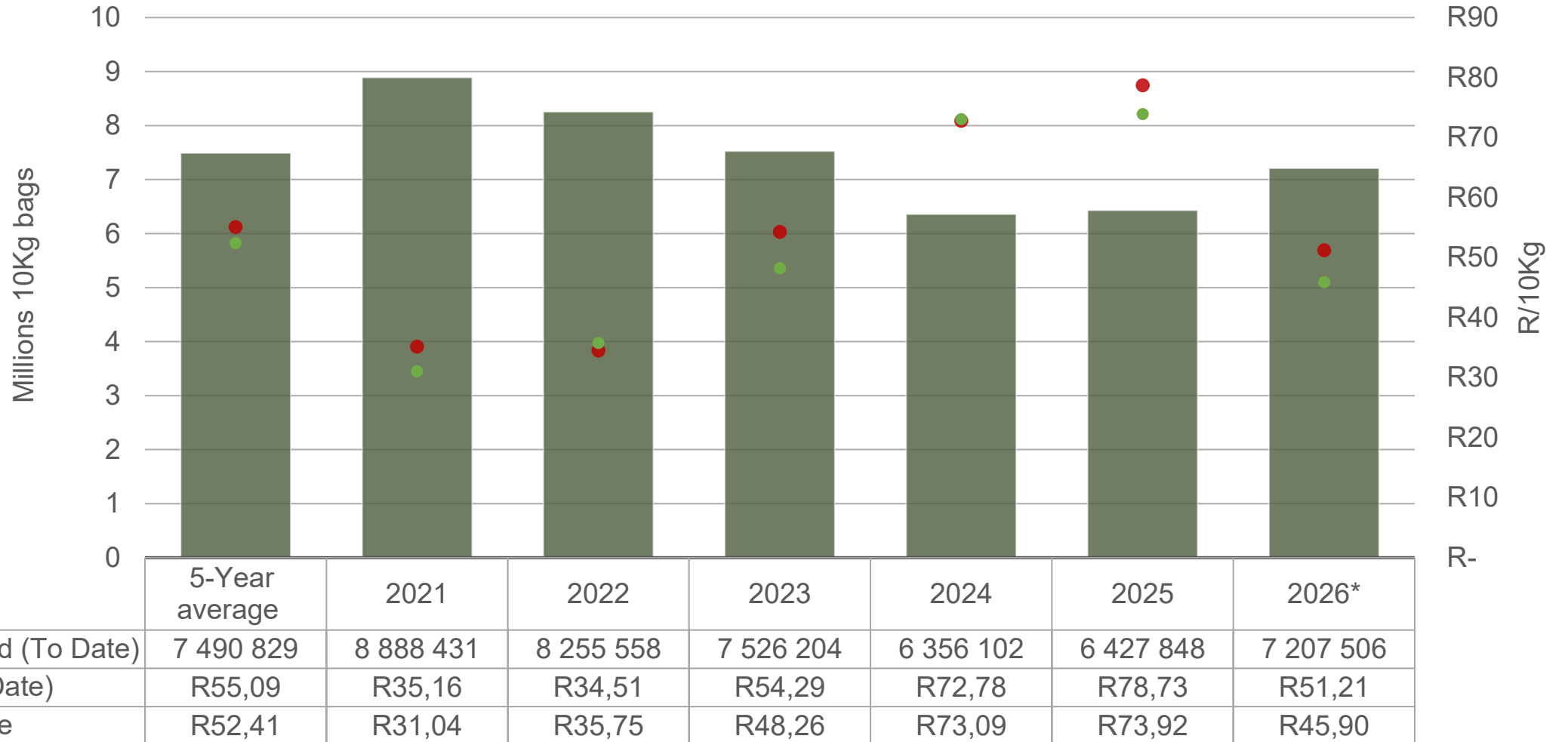
Data disclaimer: Potatoes SA does not take responsibility for the accuracy or interpretation of company data re-purposed by 3rd parties

# Market share of regions on fresh produce markets 2021-2025



Data disclaimer: Potatoes SA does not take responsibility for the accuracy or interpretation of company data re-purposed by 3rd parties

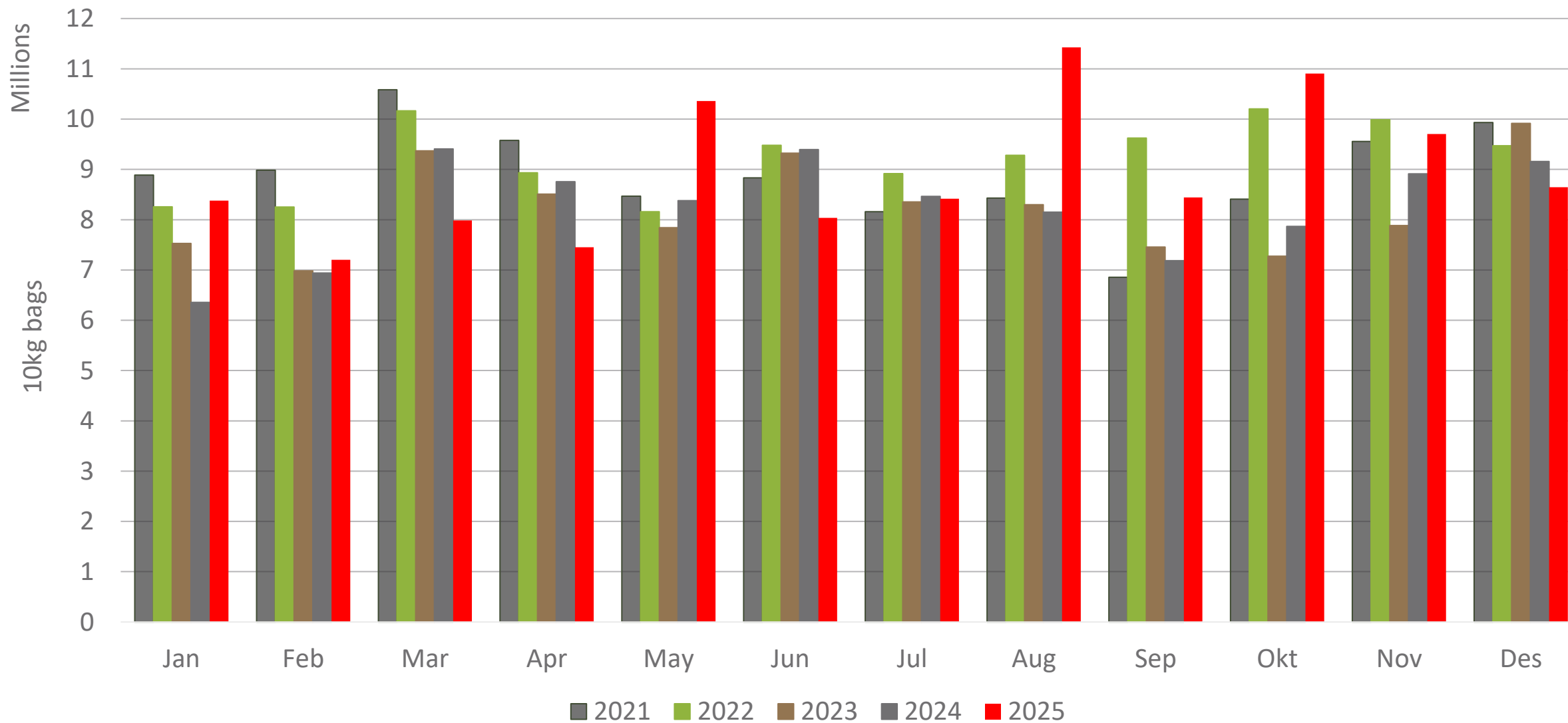
# Cumulative total number of 10 kg bags sold on markets



Sold 283,323 bags **less** than the **5-year average** (2021 to 2025) of the first 4 weeks of 2026

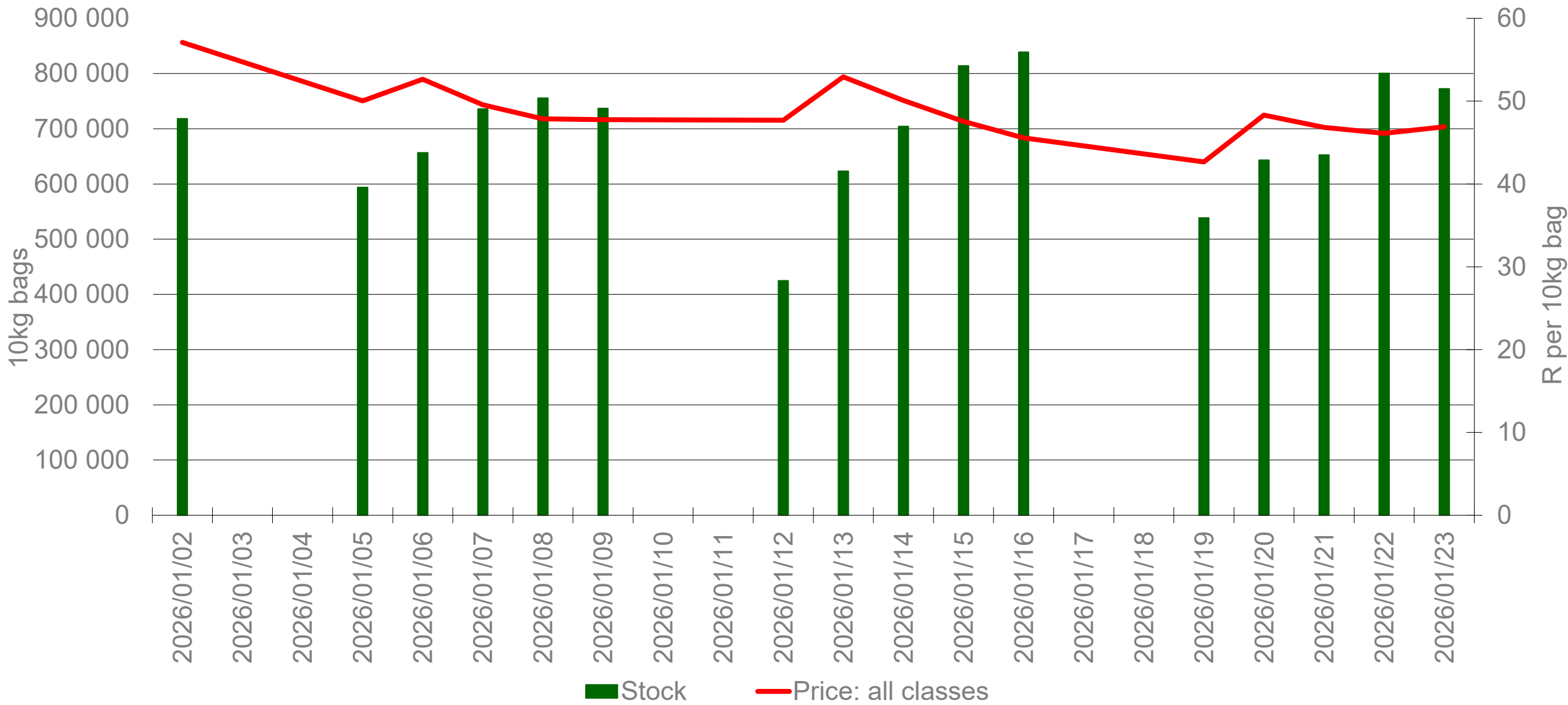
*Data disclaimer: Potatoes SA does not take responsibility for the accuracy or interpretation of company data re-purposed by 3rd parties*

# Monthly sales volumes on markets: Potatoes



Data disclaimer: Potatoes SA does not take responsibility for the accuracy or interpretation of company data re-purposed by 3rd parties

# RSA daily price versus daily available stocks (all classes & all sizes)



Data disclaimer: Potatoes SA does not take responsibility for the accuracy or interpretation of company data re-purposed by 3rd parties

# JHB market daily : Top 10% versus bottom 10% prices – Class 1 Medium (since January 2026)



Data disclaimer: Potatoes SA does not take responsibility for the accuracy or interpretation of company data re-purposed by 3rd parties

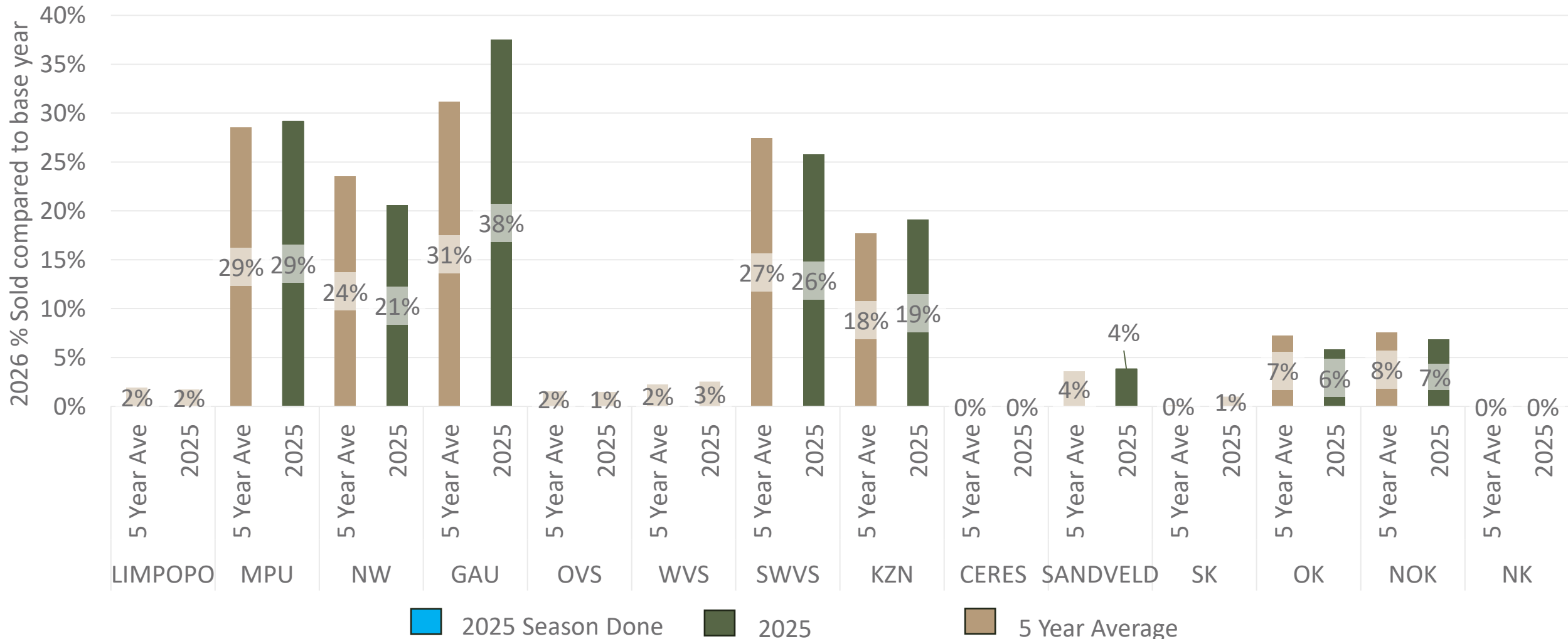
# FPM Sales pace comparison per region

## 2026 compared to 5-year average and 2025



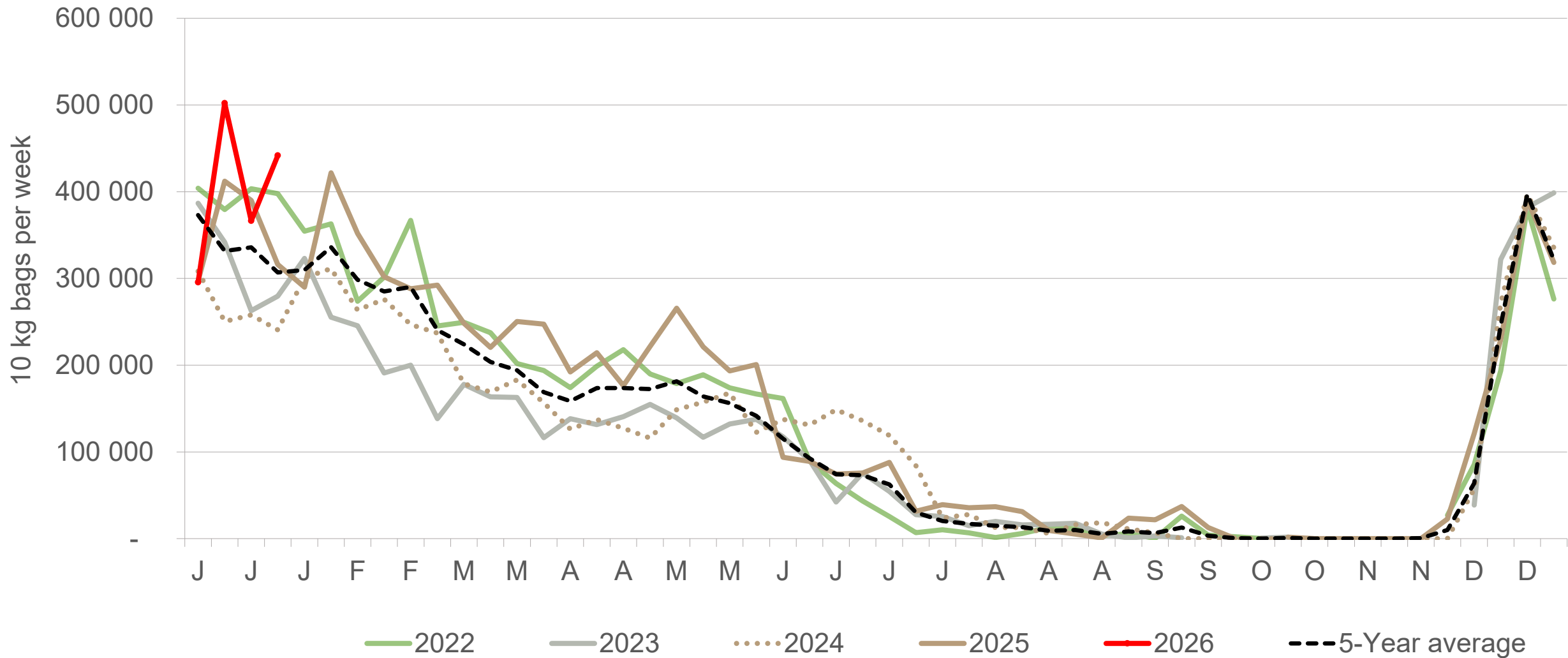
The *FPM Sales pace* compares the current year's cumulative volumes sold on the FPM with the previous year and the five-year average. Differences in these trends reflect variations in hectares planted, regional weather conditions, yield performance, and market timing. Blue indicates regions that are done delivering for this season. Seasons are based on calendar year.

*Note: This comparison is based on total volumes sold, not on hectares planted*



*Data disclaimer: Potatoes SA does not take responsibility for the accuracy or interpretation of company data re-purposed by 3rd parties*

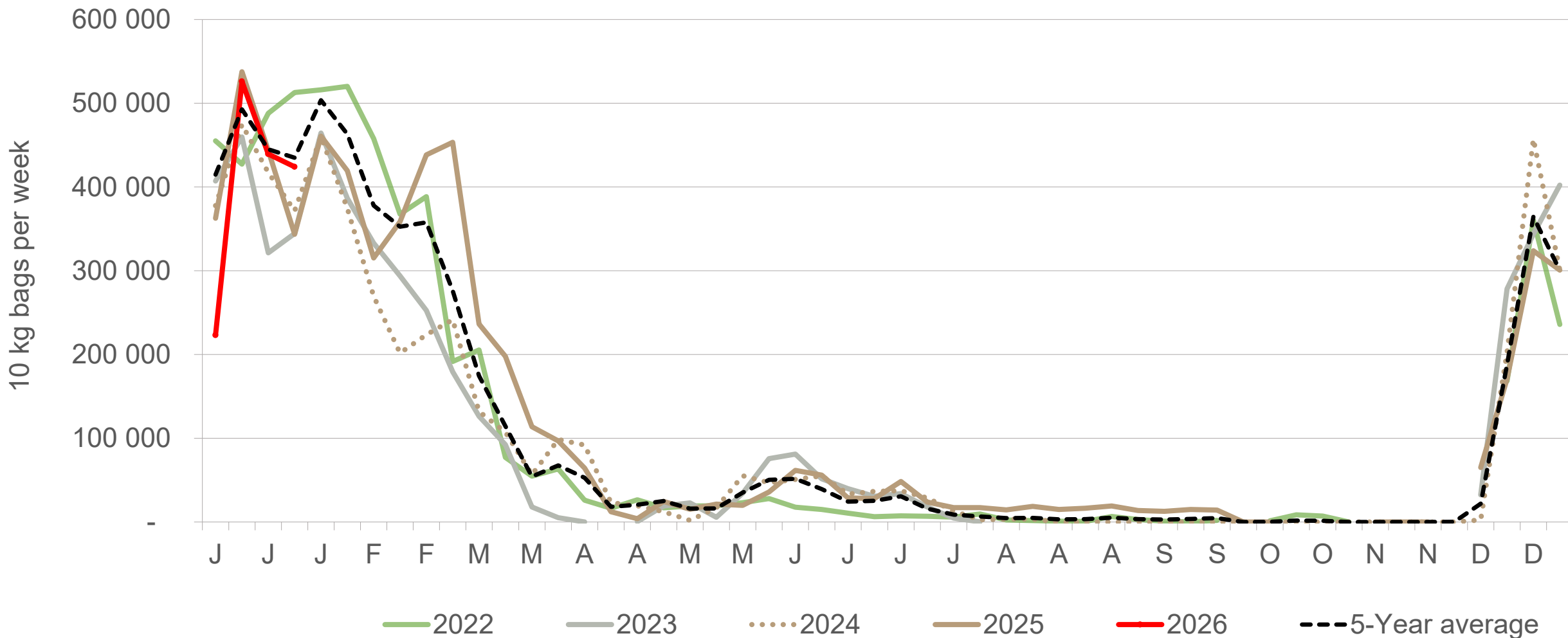
# North-West: Amount of 10 kg bags per week sold on FPMs (all classes)



Sold 14% bags **more** than the first 4 weeks of 2025 and 258,910 **more** than the 5-year average (2021 to 2025) of the first 4 weeks of each year.

*Data disclaimer: Potatoes SA does not take responsibility for the accuracy or interpretation of company data re-purposed by 3rd parties*

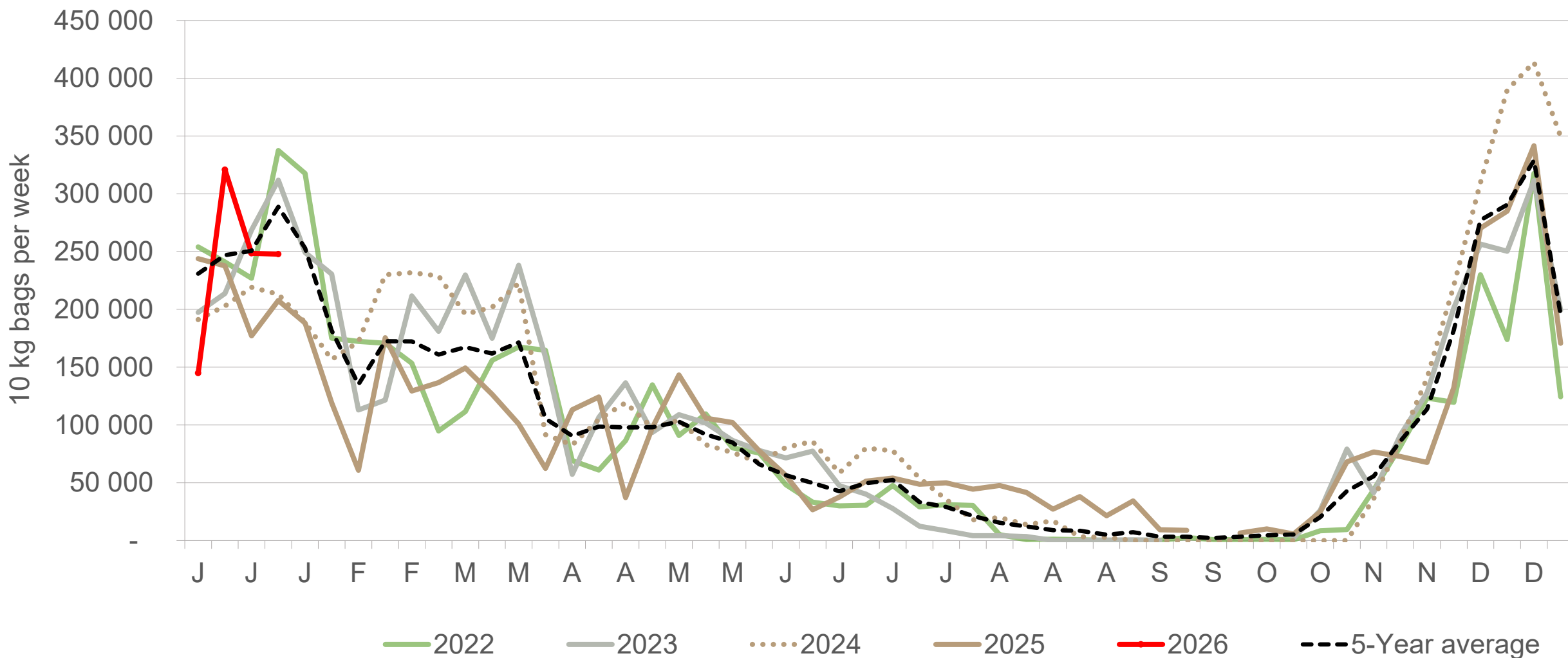
# South Western Free State: Amount of 10 kg bags per week sold on FPMs (all classes)



Sold 4% bags **less** than the first 4 weeks of 2025 and 174,587 bags **less** than the 5-year average (2021 to 2025) of the first 4 weeks of each year.

*Data disclaimer: Potatoes SA does not take responsibility for the accuracy or interpretation of company data re-purposed by 3rd parties*

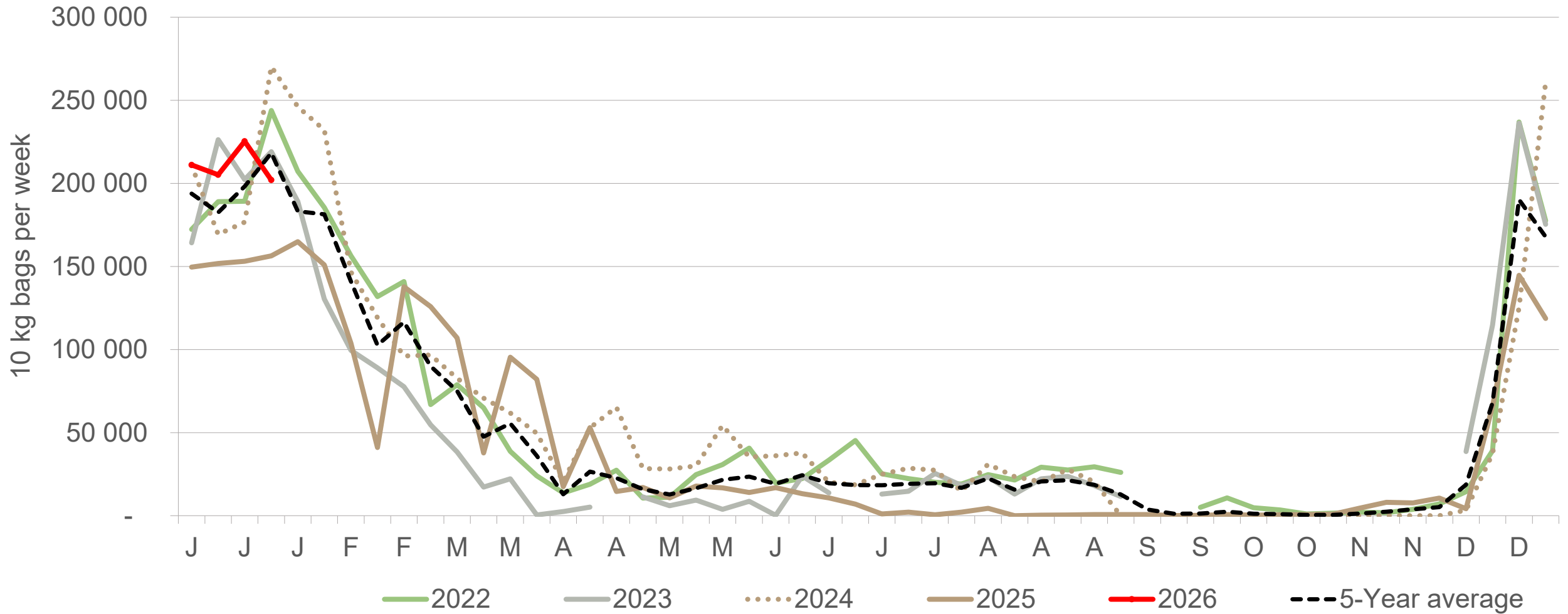
# KwaZulu-Natal: Amount of 10 kg bags per week sold on FPMs (all classes)



Sold 11% bags **more** than the first 4 weeks of 2025 and 55,043 bags **less** than the 5-year average (2021 to 2025) of the first 4 weeks of each year.

*Data disclaimer: Potatoes SA does not take responsibility for the accuracy or interpretation of company data re-purposed by 3rd parties*

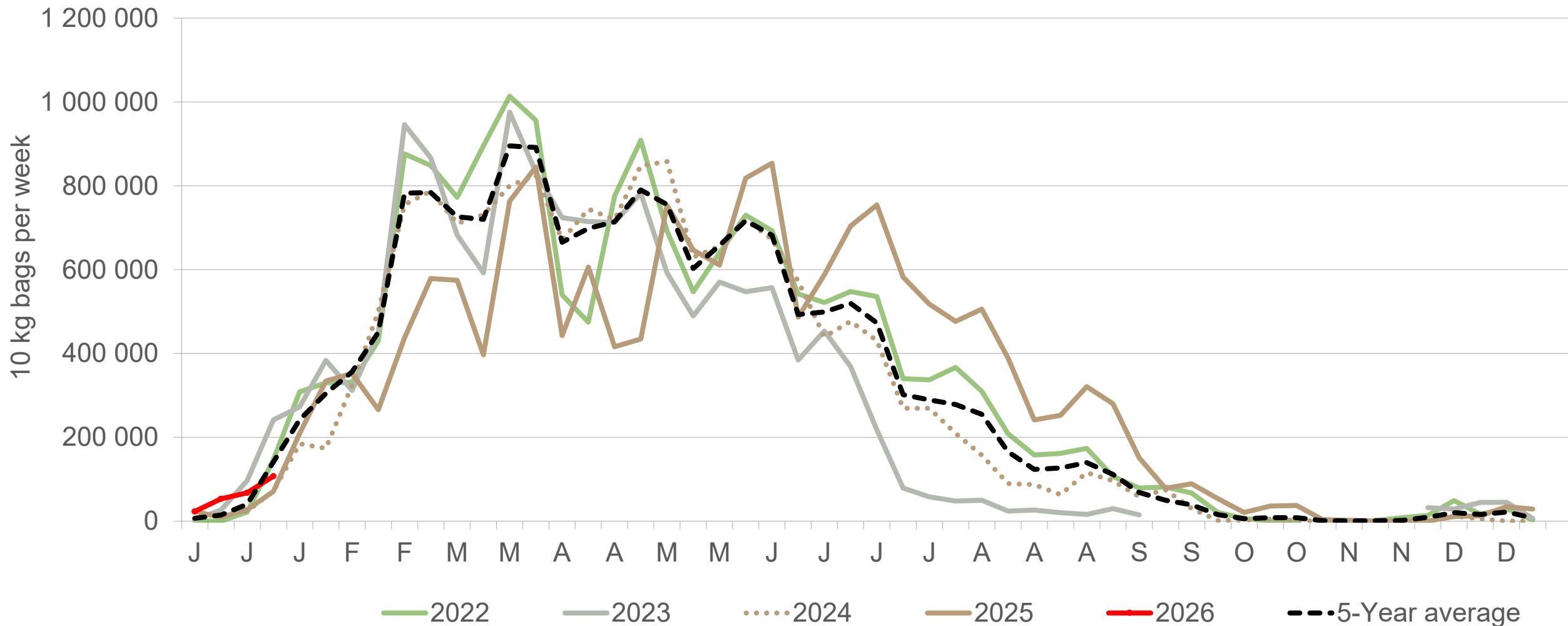
# Gauteng: Amount of 10 kg bags per week sold on FPMs (all classes)



Sold 38% bags **more** than the first 4 weeks of 2025 and 50,849 bags **more** than the 5-year average (2021 to 2025) of the first 4 weeks of each year.

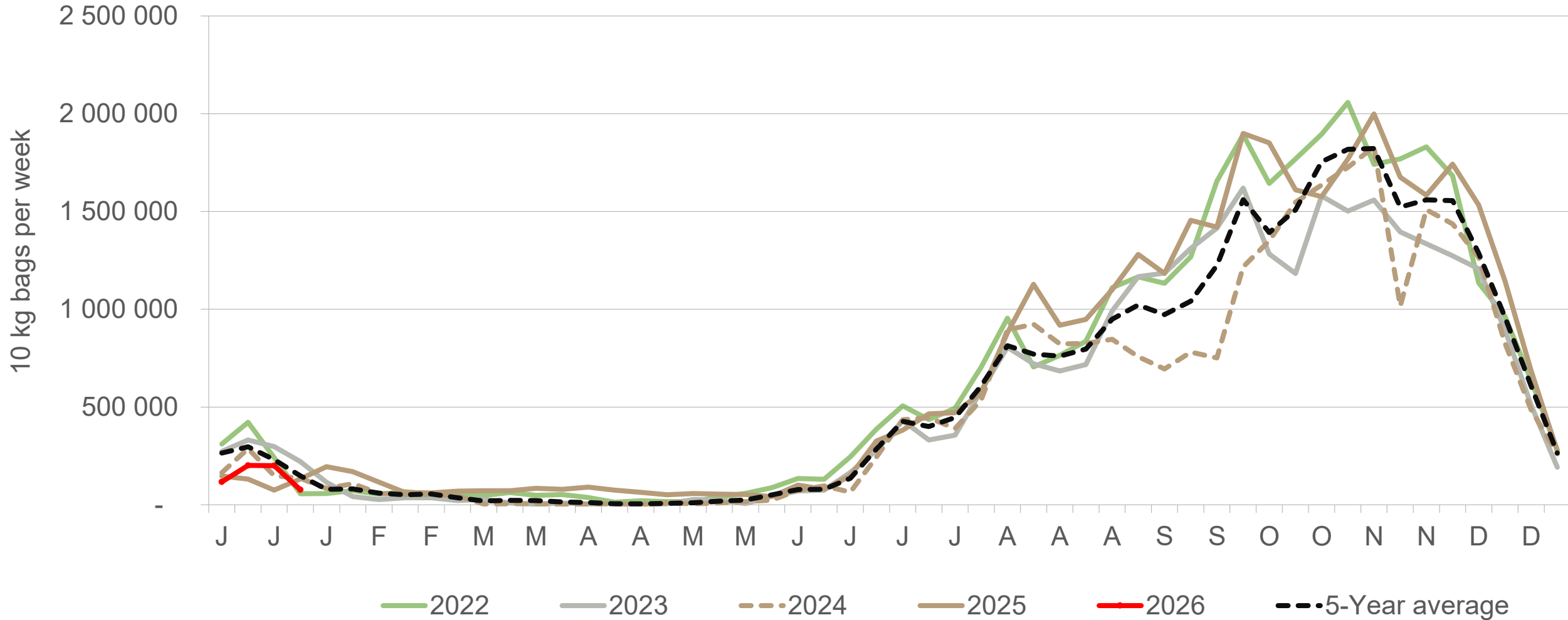
*Data disclaimer: Potatoes SA does not take responsibility for the accuracy or interpretation of company data re-purposed by 3rd parties*

# Eastern Free State: Amount of 10 kg bags per week sold on FPMs (all classes)



Sold 93% bags **more** than the first 4 weeks of 2025 and 48,848 **more** than the 5-year average (2021 to 2025) of the first 4 weeks of each year.

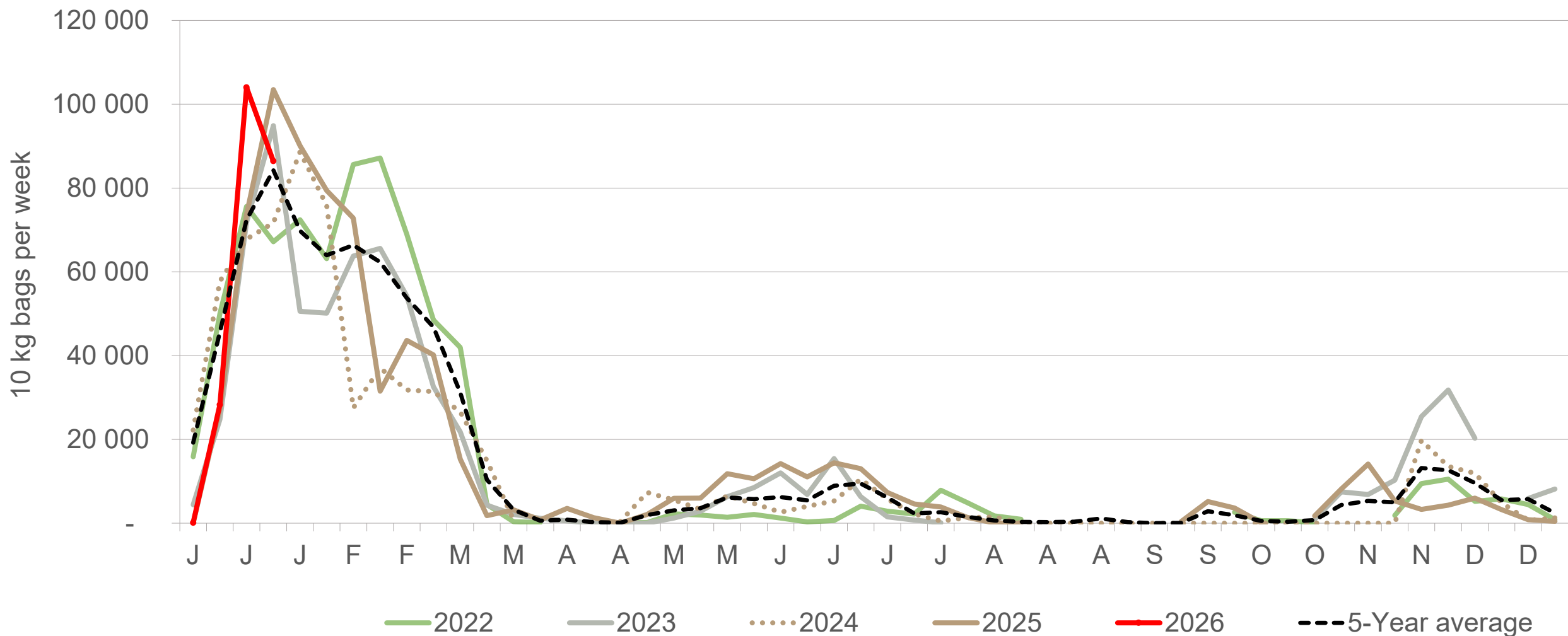
# Western Free State : Amount of 10 kg bags per week sold on FPMs (all classes)



Sold 18% bags **more** than the first 4 weeks of 2025 and 41,334 bags **less** than the 5-year average (2021 to 2025) of the first 4 weeks of each year.

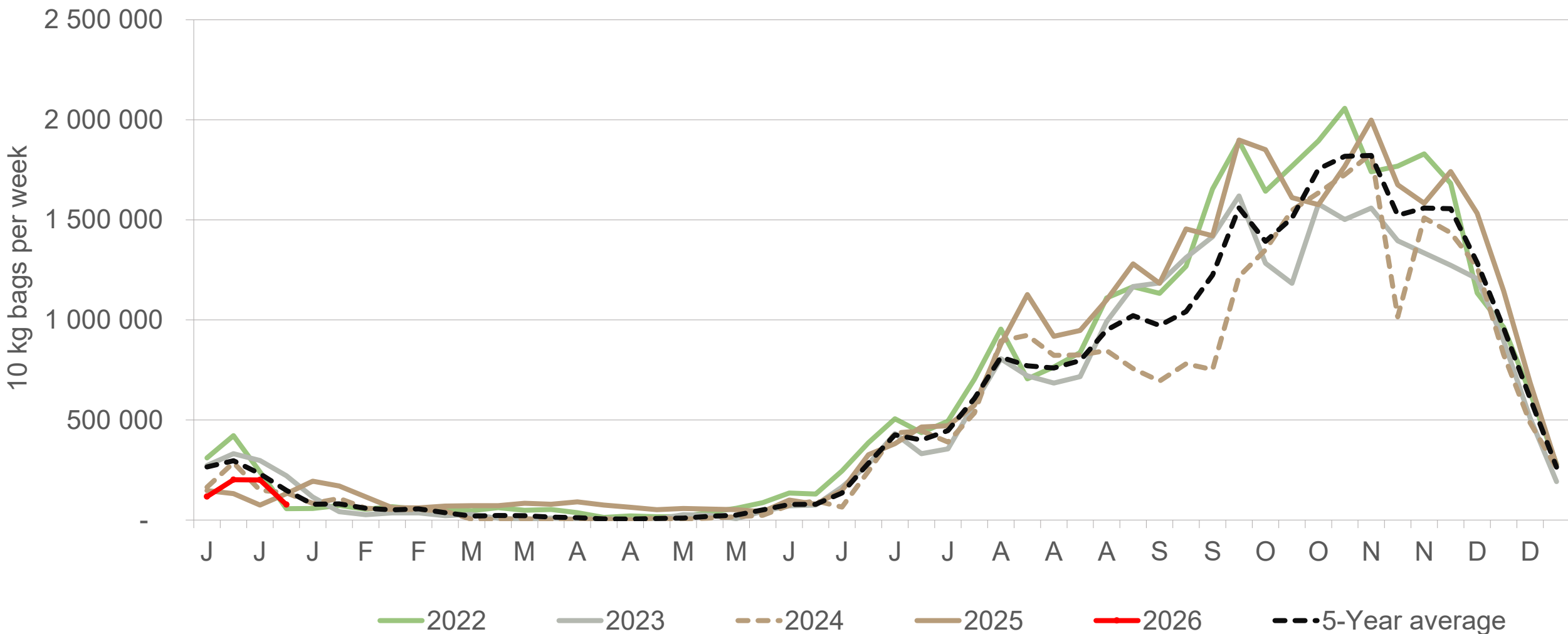
*Data disclaimer: Potatoes SA does not take responsibility for the accuracy or interpretation of company data re-purposed by 3rd parties*

# Mpumalanga: Amount of 10 kg bags per week sold on FPMs (all classes)



Sold 7% bags **more** than the first 1 weeks of 2025 and 2,539 bags **less** than the 5-year average (2021 to 2025) of the 4 weeks of each year.

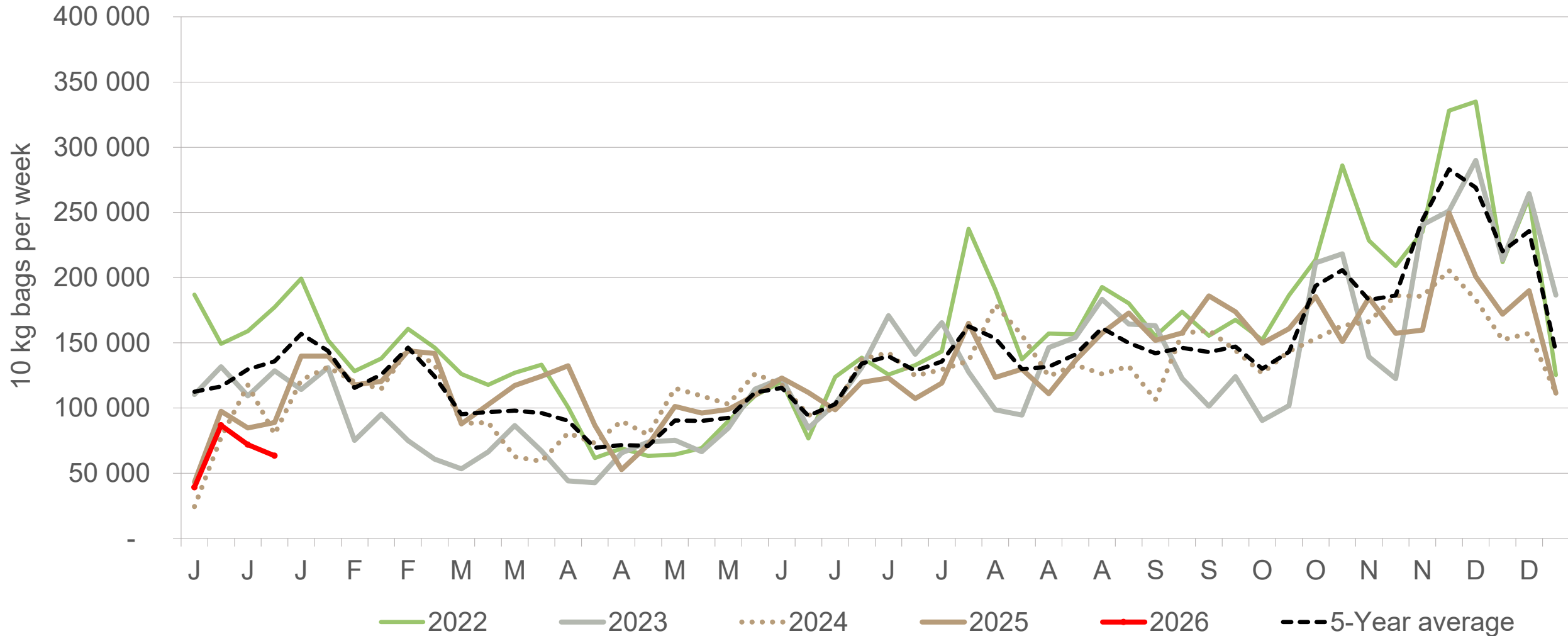
# Limpopo: Amount of 10 kg bags per week sold on FPMs (all classes)



Sold 23% bags **more** than the first 4 weeks of 2025 and 262,764 bags **less** than the 5-year average (2021 to 2025) of the first 4 weeks of each year

*Data disclaimer: Potatoes SA does not take responsibility for the accuracy or interpretation of company data re-purposed by 3rd parties*

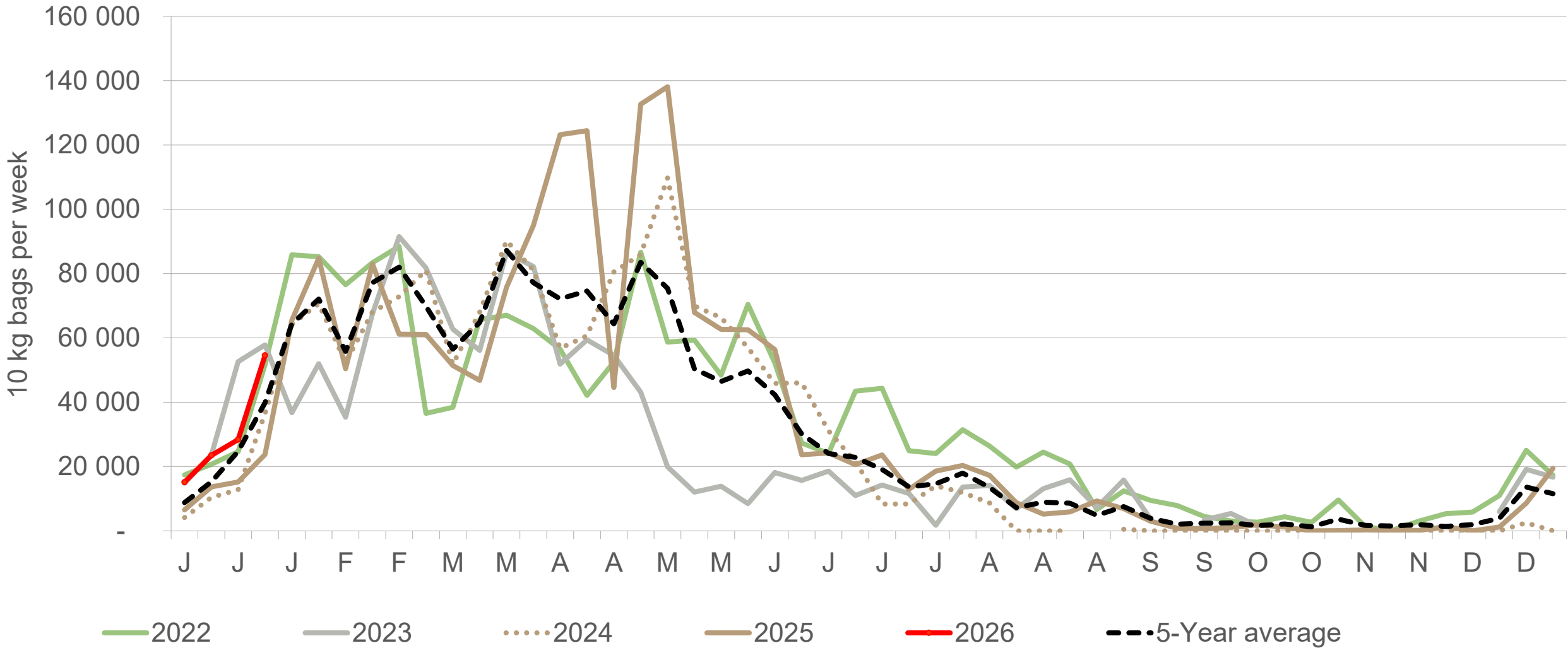
# Sandveld: Amount of 10 kg bags per week sold on FPMs (all classes)



Sold 17% bags **less** than the first 4 weeks of 2025 and 233,261 bags **less** than the 5-year average (2021 to 2025) of the first 4 weeks of each year.

*Data disclaimer: Potatoes SA does not take responsibility for the accuracy or interpretation of company data re-purposed by 3rd parties*

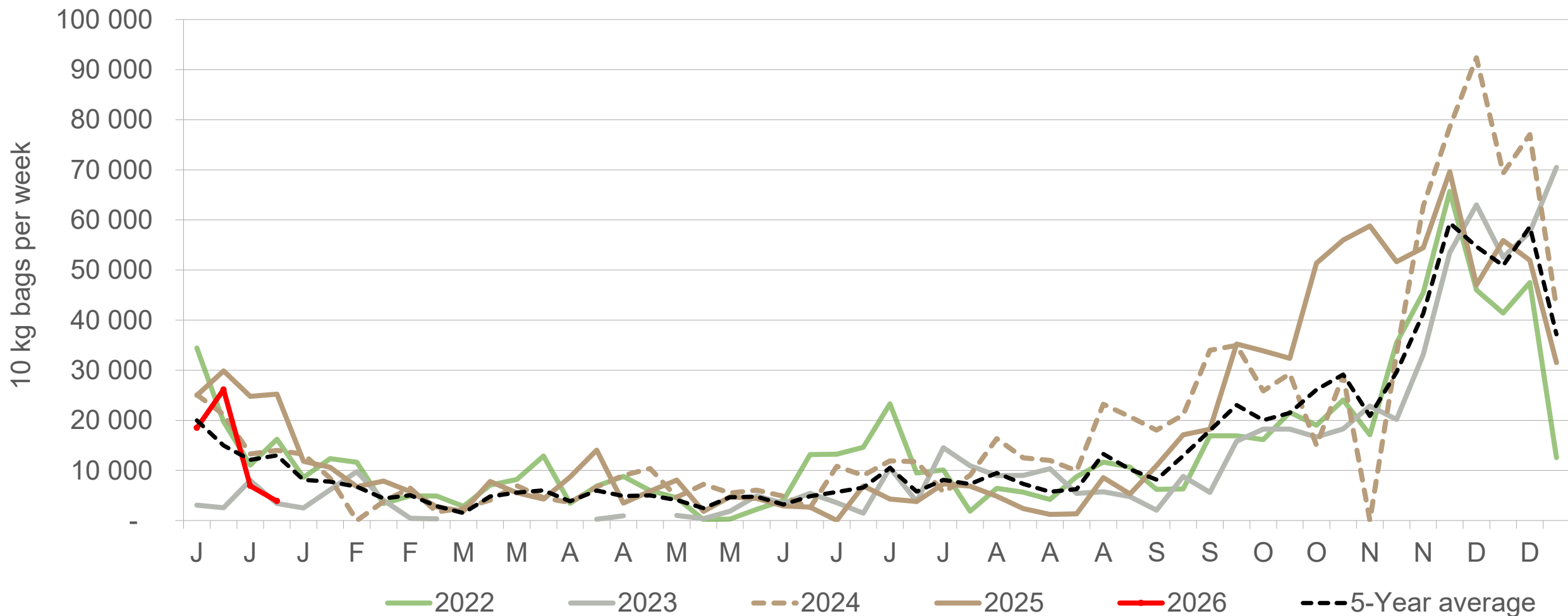
# North Eastern Cape: Amount of 10 kg bags per week sold on FPMs (all classes)



Sold 106% bags **more** than the first 4 weeks of 2025 and 32,989 bags **more** than the 5-year average (2021 to 2025) of the first 4 weeks of each year.

*Data disclaimer: Potatoes SA does not take responsibility for the accuracy or interpretation of company data re-purposed by 3rd parties*

# Eastern Cape: Amount of 10 kg bags per week sold on FPMs (all classes)



Sold 47% bags **less** than the first 4 weeks of 2025 and 4,416 bags **less** than the 5-year average (2021 to 2025) of the 4 weeks of each year.

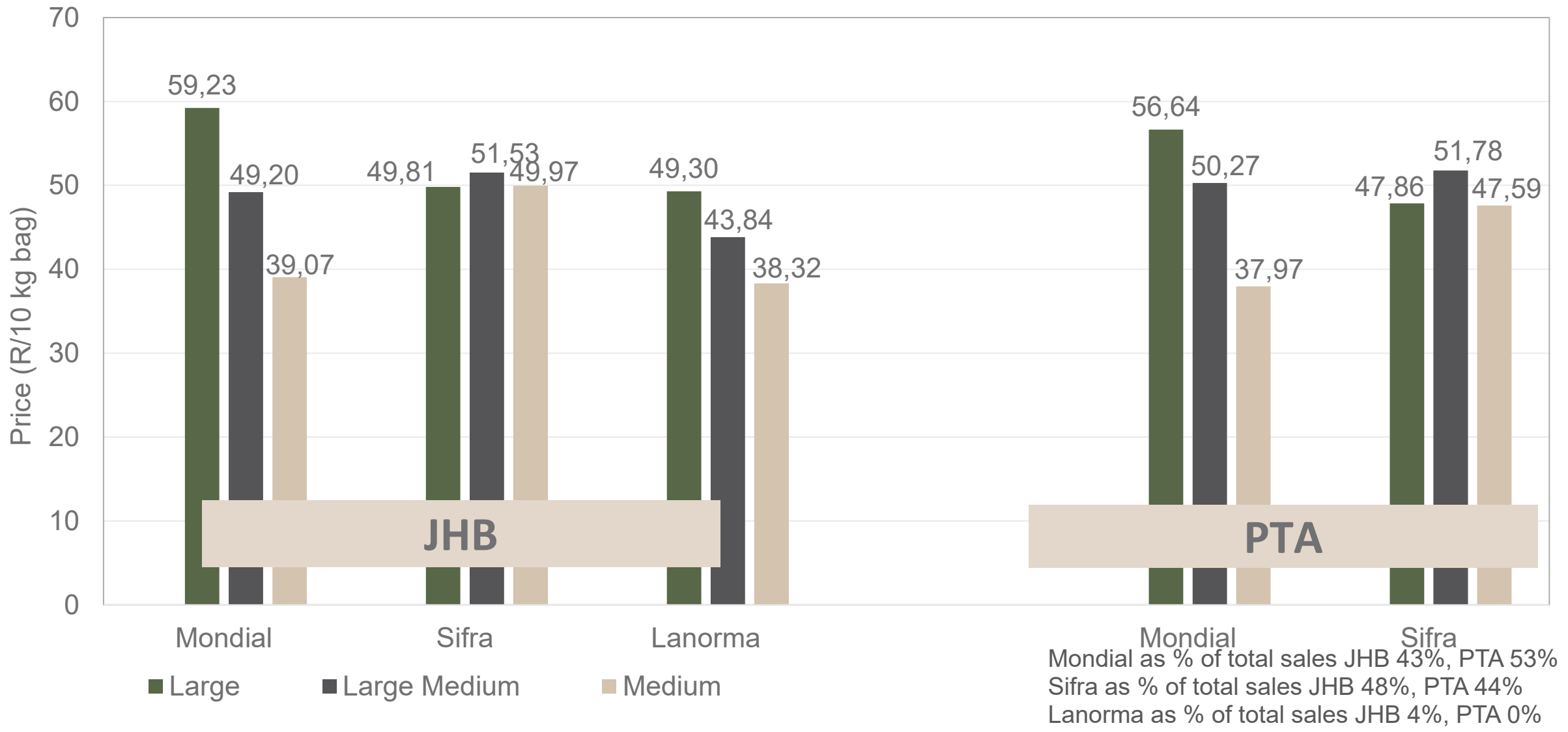
# Average weekly prices and volumes for 10 kg bags of potatoes sold on selected markets from selected production regions



Klas & Grootte	South Western Freestate				North West				KwaZulu-Natal				Gauteng				Limpopo				Sandveld		All Regions	
	JOH		PRE		JOH		PRE		JOH		PRE		JOH		PRE		JOH		PRE		CAP		All Markets	
	Volume	Prices	Volume	Prices	Volume	Prices	Volume	Prices	Volume	Prices	Volume	Prices	Volume	Prices	Volume	Prices	Volume	Prices	Volume	Prices	Volume	Prices	Volume	Prices
	10kg	R/10kg	10kg	R/10kg	10kg	R/10kg	10kg	R/10kg	10kg	R/10kg	10kg	R/10kg	10kg	R/10kg	10kg	R/10kg	10kg	R/10kg	10kg	R/10kg	10kg	R/10kg	10kg	R/10kg
1L	22 898	55.35	6 733	50.74	28 995	51.80	20 550	52.73	42 158	58.01	9 406	59.94	44 729	52.86	16 428	50.59	4 799	56.30	3 630	51.26	3 999	79.34	405 437	54.82
1L/M	38 868	54.41	10 273	53.01	49 376	53.10	29 169	53.65	21 799	48.36	10 901	50.07	36 507	45.70	11 595	45.26	13 171	51.62	4 841	51.75	11 000	72.19	455 362	51.34
1M	21 511	51.22	5 714	50.17	37 449	50.88	23 502	49.40	5 642	42.84	3 561	41.37	19 906	41.19	10 868	38.14	20 333	40.79	5 142	37.30	18 384	68.25	329 999	48.41
1S	3 872	25.64	1 411	27.41	16 887	27.69	7 412	25.98	1 907	24.65	440	22.50	8 254	22.81	2 770	17.64	1 122	22.51	110	40.00	4 669	43.85	78 520	28.27
1S/M	14 402	35.94	4 117	35.61	19 702	40.95	7 262	37.43	1 637	26.56	770	30.50	3 729	29.32	3 261	30.75	4 115	28.61	690	30.48	1 170	52.36	118 769	36.98
1XL	-	-	-	-	-	-	-	-	110	45.00	-	-	100	50.18	-	-	216	63.82	-	-	-	-	426	55.76
1XS	2 604	28.12	-	-	7 910	27.75	-	-	201	7.81	-	-	1 282	14.34	-	-	1 833	10.99	-	-	-	-	14 858	24.11
1XXS	-	-	-	-	12	20.00	-	-	-	-	-	-	-	-	-	-	467	42.06	-	-	-	-	479	41.50
2L	2 848	39.67	3 642	46.84	3 737	30.96	3 165	47.03	16 112	45.80	2 904	50.23	10 724	37.65	3 894	47.85	363	48.86	4 020	48.60	2 292	61.00	122 629	45.87
2L/M	1 174	41.57	2 571	47.47	3 542	37.55	1 257	49.43	4 640	38.38	2 953	44.30	6 436	28.97	1 596	45.51	427	45.78	1 976	52.72	4 963	64.21	88 409	42.78
2M	508	40.39	1 480	44.23	8 324	30.68	1 157	34.72	2 248	29.34	2 548	33.00	4 566	25.48	-	-	365	31.63	1 028	39.19	4 657	52.03	72 669	36.83
2S	1 109	16.76	327	22.56	268	19.38	529	14.86	287	12.70	220	22.50	1 536	16.28	322	16.23	61	20.00	330	25.00	2 012	36.08	12 525	23.30
2S/M	-	-	730	31.88	34	24.12	823	34.81	-	-	80	37.15	-	-	-	-	220	30.00	114	31.23	4	45.00	16 950	28.27
2XL	-	-	-	-	-	-	-	-	-	-	-	-	-	-	-	-	-	-	-	-	-	-	-	-
2XS	-	-	-	-	-	-	-	-	-	-	-	-	-	-	-	-	-	-	-	-	-	-	864	11.88
2XXS	-	-	-	-	-	-	-	-	-	-	-	-	-	-	-	-	-	-	-	-	-	-	210	7.95
3L	1 388	29.00	2 237	32.42	880	38.25	688	34.45	4 656	23.97	1 176	40.40	1 253	24.12	-	-	470	40.00	-	-	70	41.29	29 092	34.50
3L/M	3 173	25.36	2	25.00	10 860	35.50	3 963	33.76	-	-	-	-	226	30.00	-	-	220	30.00	185	35.21	-	-	42 610	32.19
3M	3 082	24.86	2 535	27.53	8 743	28.48	4 234	30.63	-	-	660	26.67	684	17.36	1 100	11.11	556	26.79	450	30.44	2 908	32.63	51 949	27.26
3S/M	-	-	-	-	372	16.48	408	24.13	-	-	-	-	-	-	-	-	-	-	-	-	-	-	3 067	17.53
3XS	-	-	-	-	-	-	-	-	-	-	-	-	-	-	-	-	-	-	-	-	-	-	-	-
3XXS	-	-	-	-	-	-	-	-	-	-	-	-	-	-	-	-	-	-	-	-	-	-	-	-
4L	-	-	-	-	-	-	-	-	-	-	-	-	-	-	-	-	-	-	-	-	-	-	1 167	25.79
4L/M	-	-	-	-	-	-	-	-	-	-	-	-	-	-	-	-	-	-	-	-	-	-	5 453	22.64
4M	-	-	-	-	-	-	-	-	-	-	756	21.36	-	-	-	-	-	-	-	-	-	-	1 891	22.08
4S	-	-	-	-	-	-	-	-	-	-	-	-	-	-	-	-	-	-	-	-	-	-	244	13.36
4S/M	-	-	-	-	-	-	-	-	-	-	-	-	-	-	-	-	-	-	-	-	-	-	-	-
Total	117 437	47.45	42 523	44.86	197 091	44.18	106 655	46.42	101 523	48.72	36 375	47.84	140 152	42.59	51 974	42.28	48 738	42.53	22 957	44.89	61 159	59.07	1 874 354	45.89

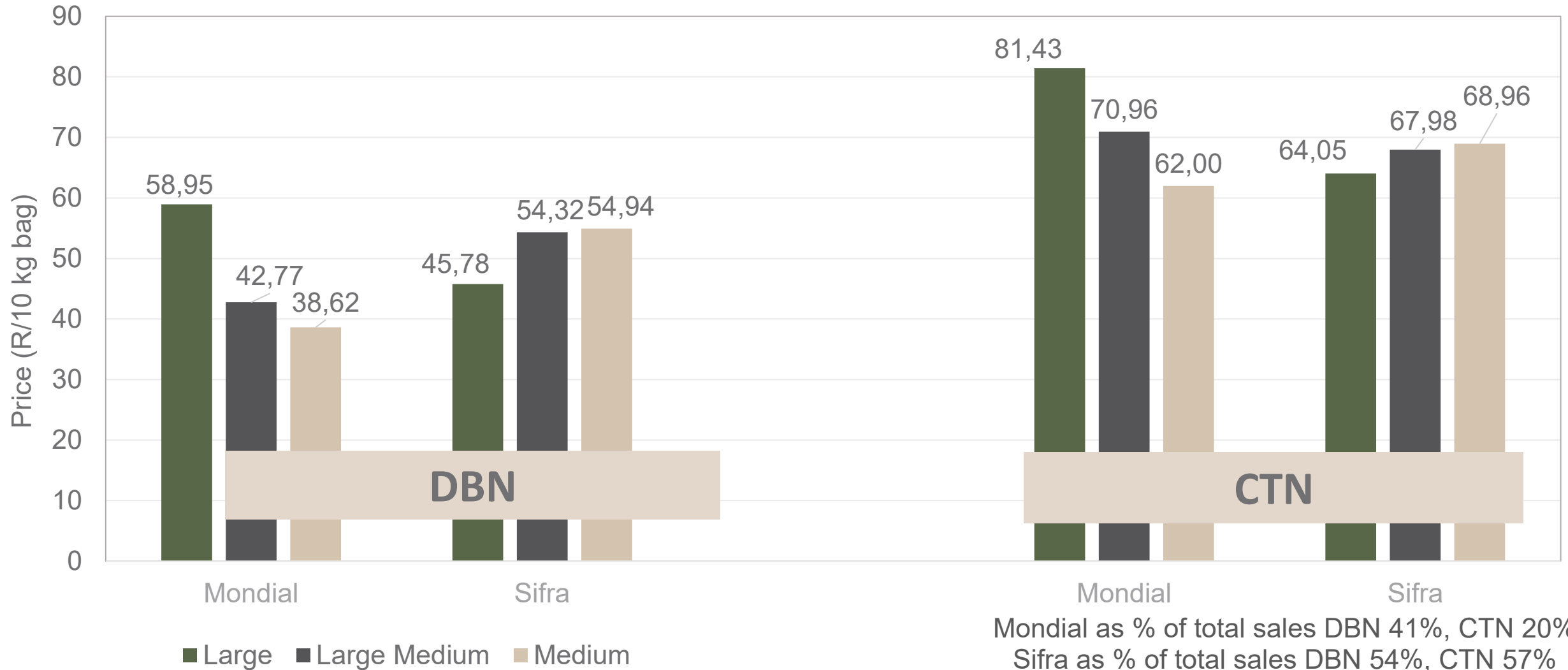
Data disclaimer: Potatoes SA does not take responsibility for the accuracy or interpretation of company data re-purposed by 3rd parties

# PTA & JHB markets: Average Prices - Different Sizes (only 10 kg bags)



Data disclaimer: Potatoes SA does not take responsibility for the accuracy or interpretation of company data re-purposed by 3rd parties

# DBN & CTN markets: Average Prices - Different Sizes (only 10 kg bags)




Mondial as % of total sales DBN 41%, CTN 20%  
 Sifra as % of total sales DBN 54%, CTN 57%  
 Lanorma as % of total sales DBN 0%, CTN 0%

# Thank you for your time


Feel free to contact us

 [Lebo@potatoes.co.za](mailto:Lebo@potatoes.co.za)

[Jodie@potatoes.co.za](mailto:Jodie@potatoes.co.za)

 +27 (0)12 349 1906

 6 De Havilland Crescent  
Persequor Techno Park  
Persequor Park  
Pretoria

 [www.potatoes.co.za](http://www.potatoes.co.za)



Potatoes  
Aartappels SA