



Weekly Market Information

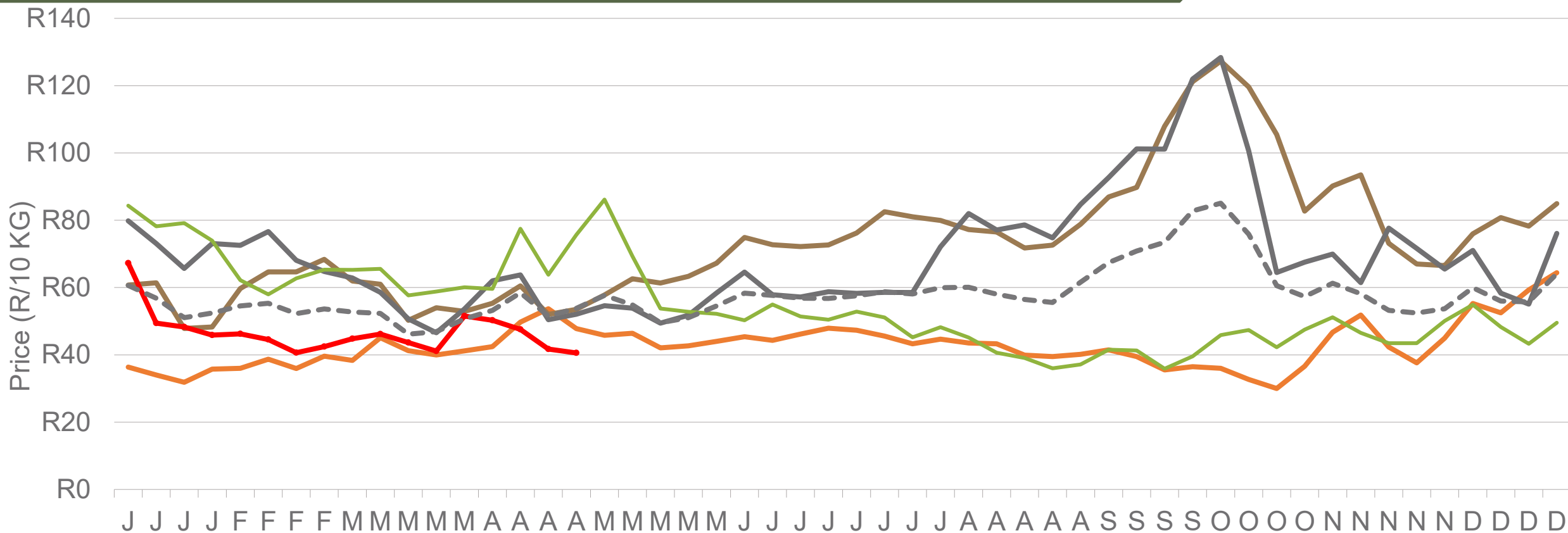
24 April 2026



Potatoes
Aartappels SA

www.potatoes.co.za

Average weekly price – all markets & all classes




— 2022 — 2023 — 2024 — 2025 — 2026* - - - 5-Year average



Number of bags sold

9%


(Week on Week)



Average weekly price

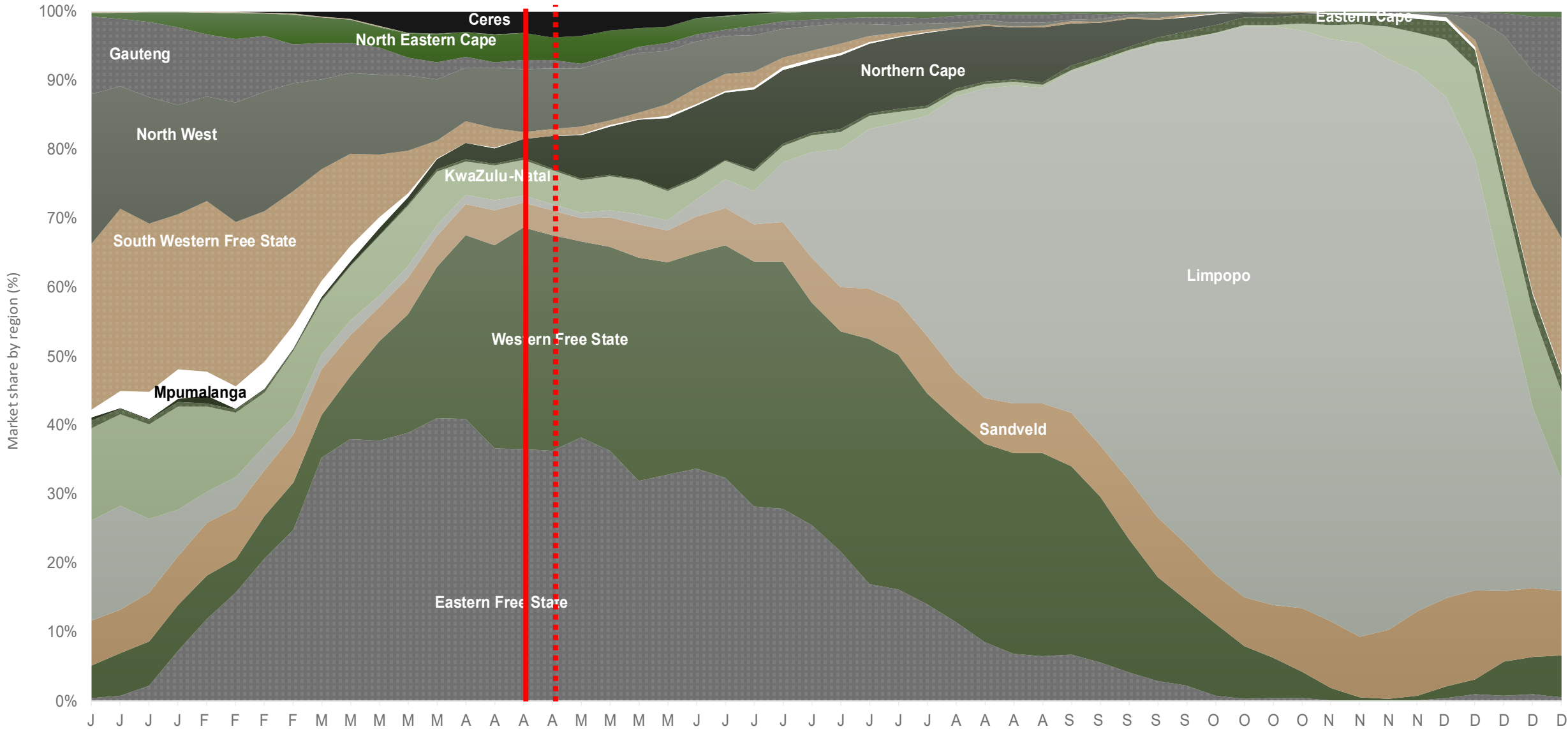
3%

(Week on week)



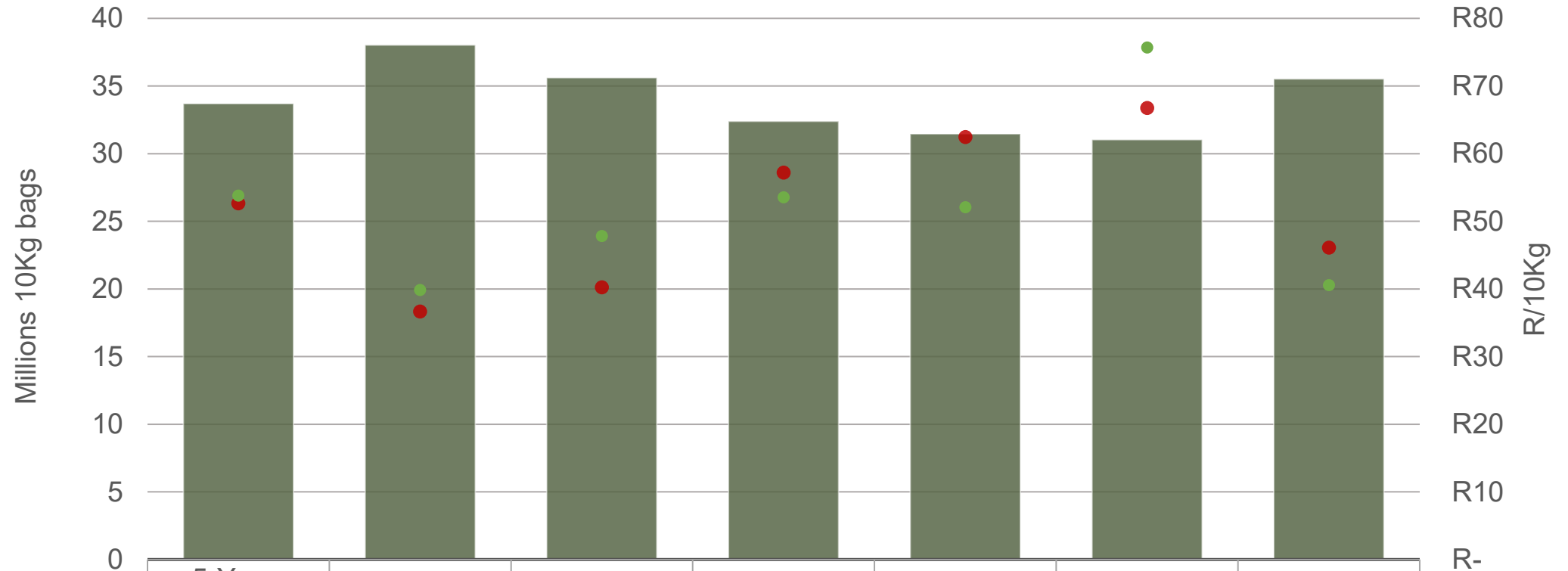
Data disclaimer: Potatoes SA does not take responsibility for the accuracy or interpretation of company data re-purposed by 3rd parties

Market share of regions on fresh produce markets 2021-2025



Data disclaimer: Potatoes SA does not take responsibility for the accuracy or interpretation of company data re-purposed by 3rd parties

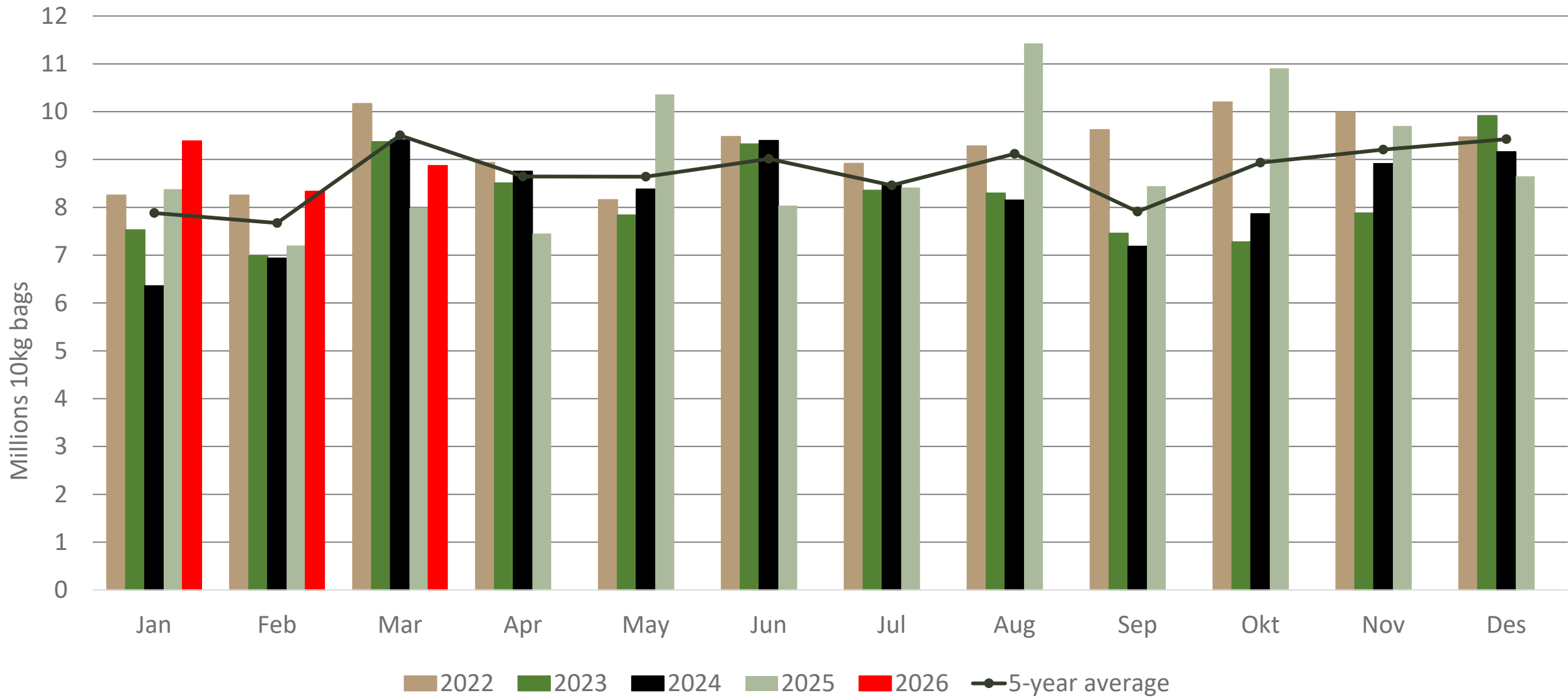
Cumulative total number of 10 kg bags sold on markets



Sold 1,819,787 bags **more** than the **5-year average** (2021 to 2025) of the first 17 weeks of 2026

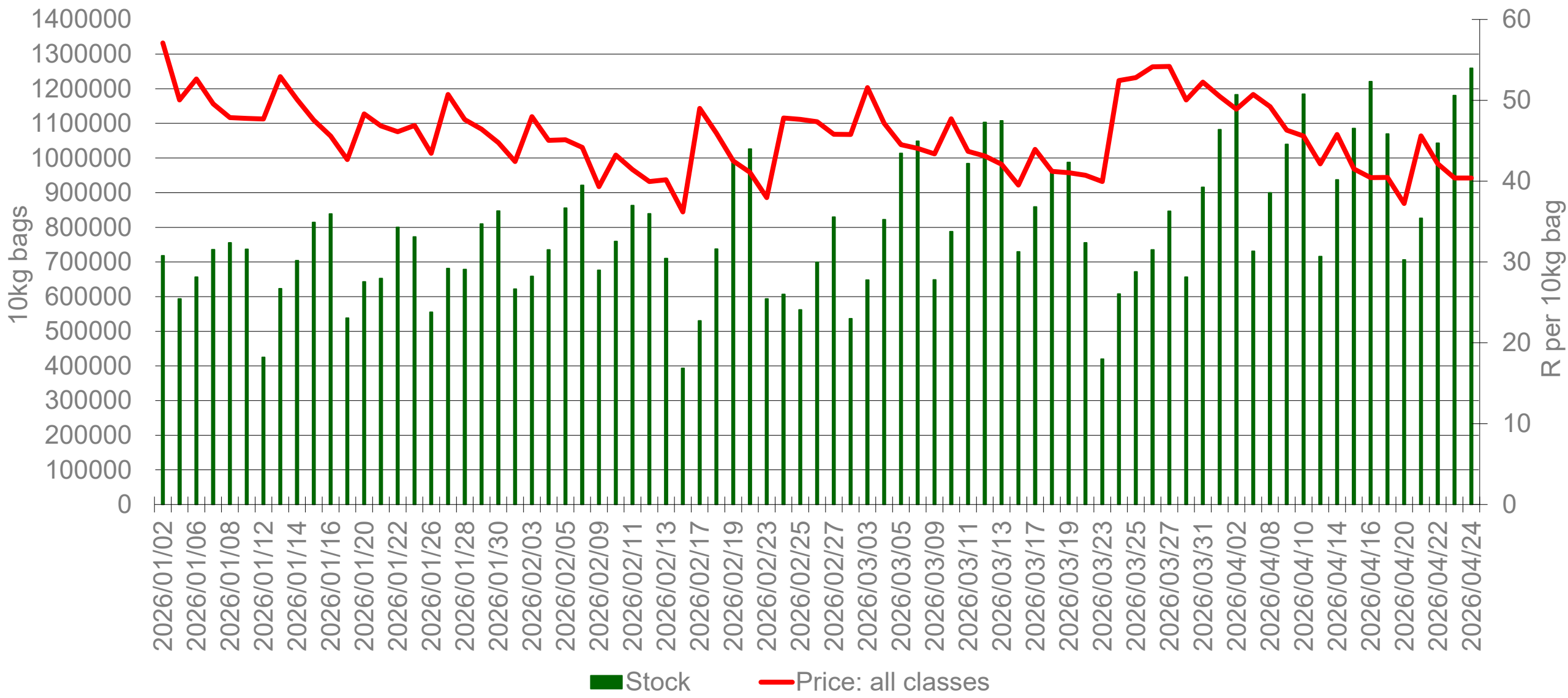
Data disclaimer: Potatoes SA does not take responsibility for the accuracy or interpretation of company data re-purposed by 3rd parties

Monthly sales volumes on markets: Potatoes



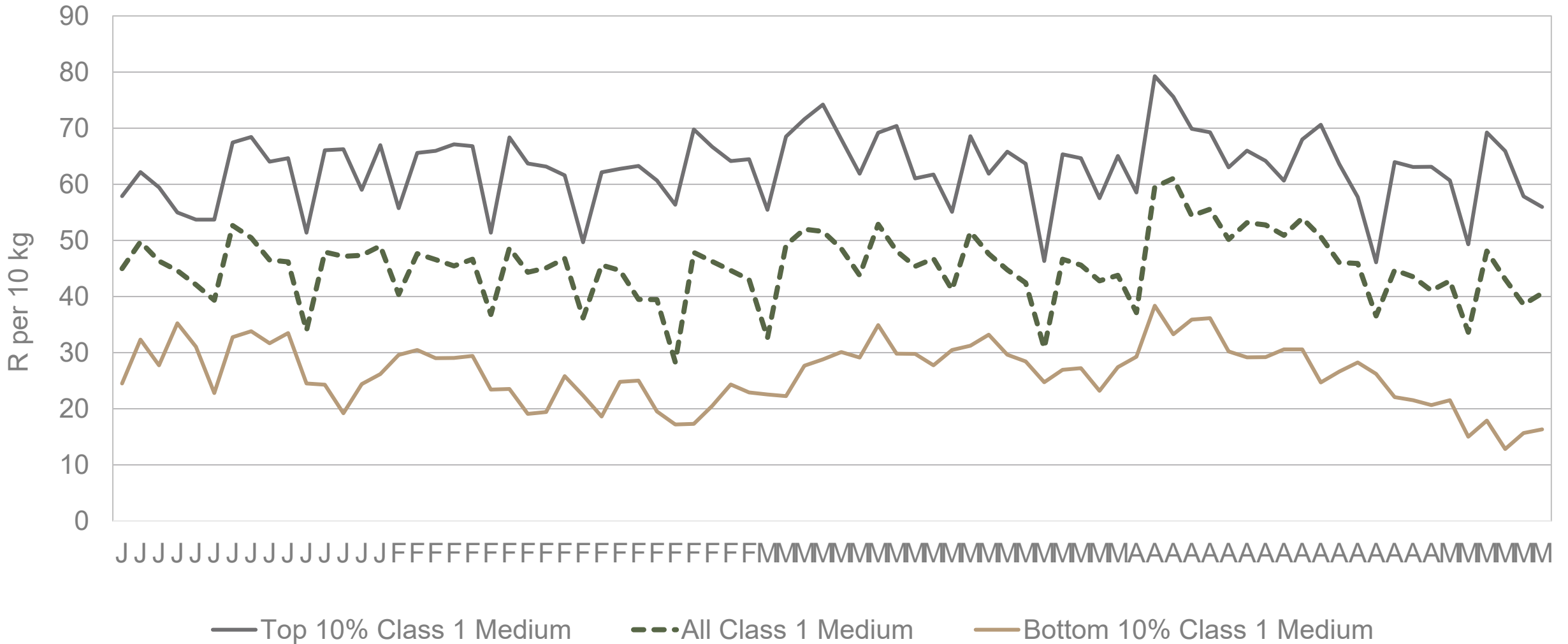
Data disclaimer: Potatoes SA does not take responsibility for the accuracy or interpretation of company data re-purposed by 3rd parties

RSA daily price versus daily available stocks (all classes & all sizes)



Data disclaimer: Potatoes SA does not take responsibility for the accuracy or interpretation of company data re-purposed by 3rd parties

JHB market daily : Top 10% versus bottom 10% prices – Class 1 Medium (since January 2026)



Data disclaimer: Potatoes SA does not take responsibility for the accuracy or interpretation of company data re-purposed by 3rd parties

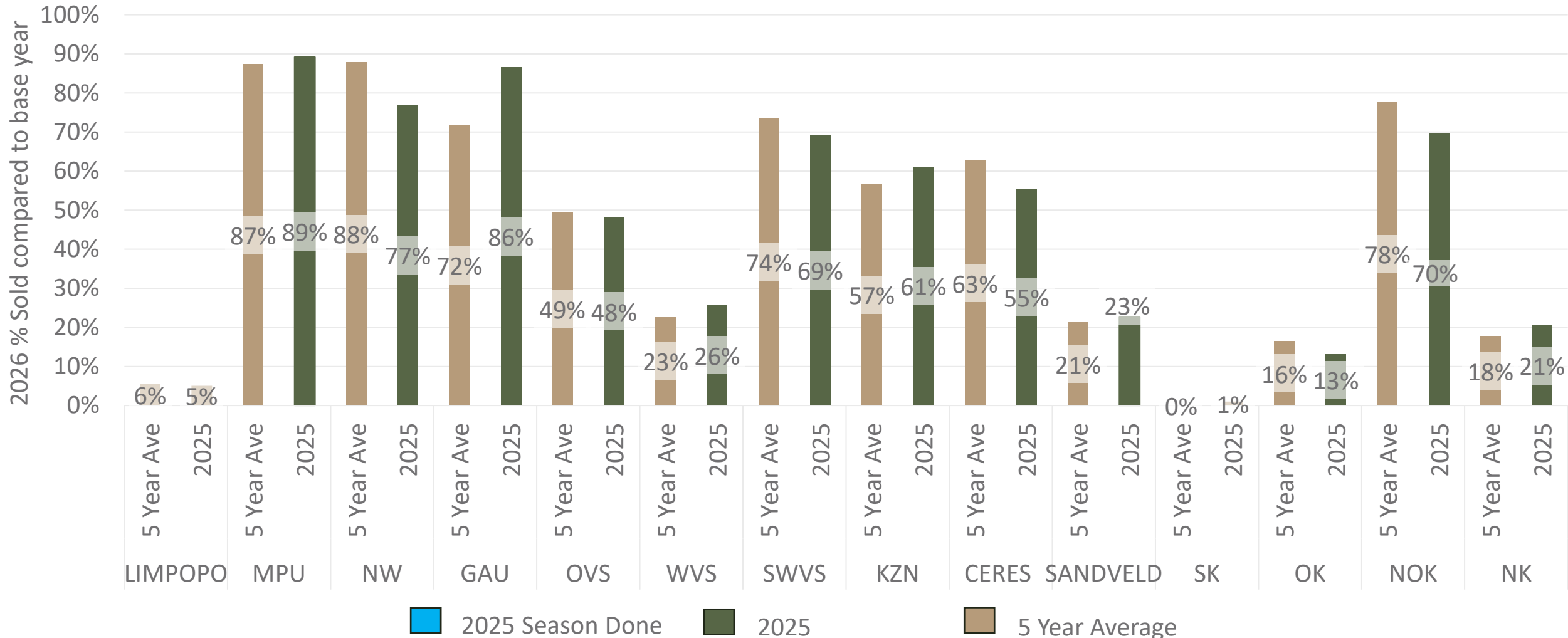
FPM Sales pace comparison per region

2026 compared to 5-year average and 2025



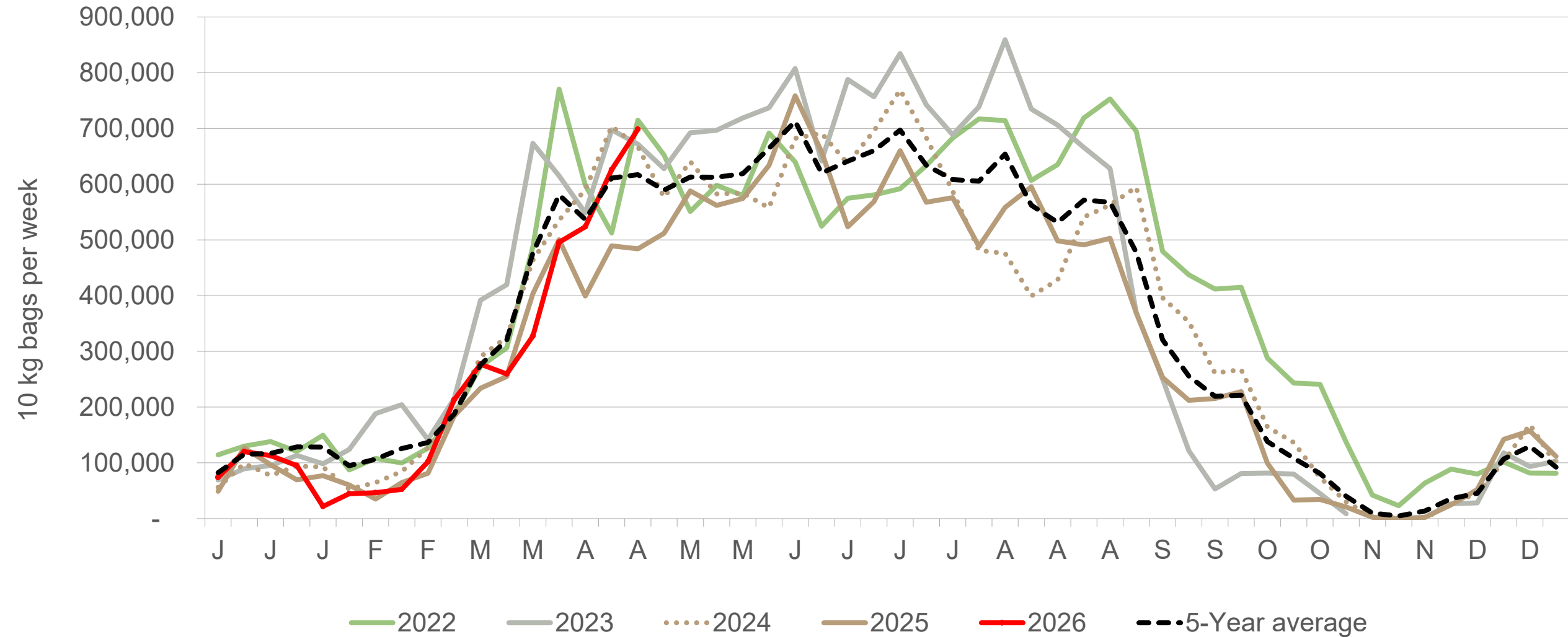
The *FPM Sales pace* compares the current year's cumulative volumes sold on the FPM with the previous year and the five-year average. Differences in these trends reflect variations in hectares planted, regional weather conditions, yield performance, and market timing. Blue indicates regions that are done delivering for this season. Seasons are based on calendar year.

Note: This comparison is based on total volumes sold, not on hectares planted



Data disclaimer: Potatoes SA does not take responsibility for the accuracy or interpretation of company data re-purposed by 3rd parties

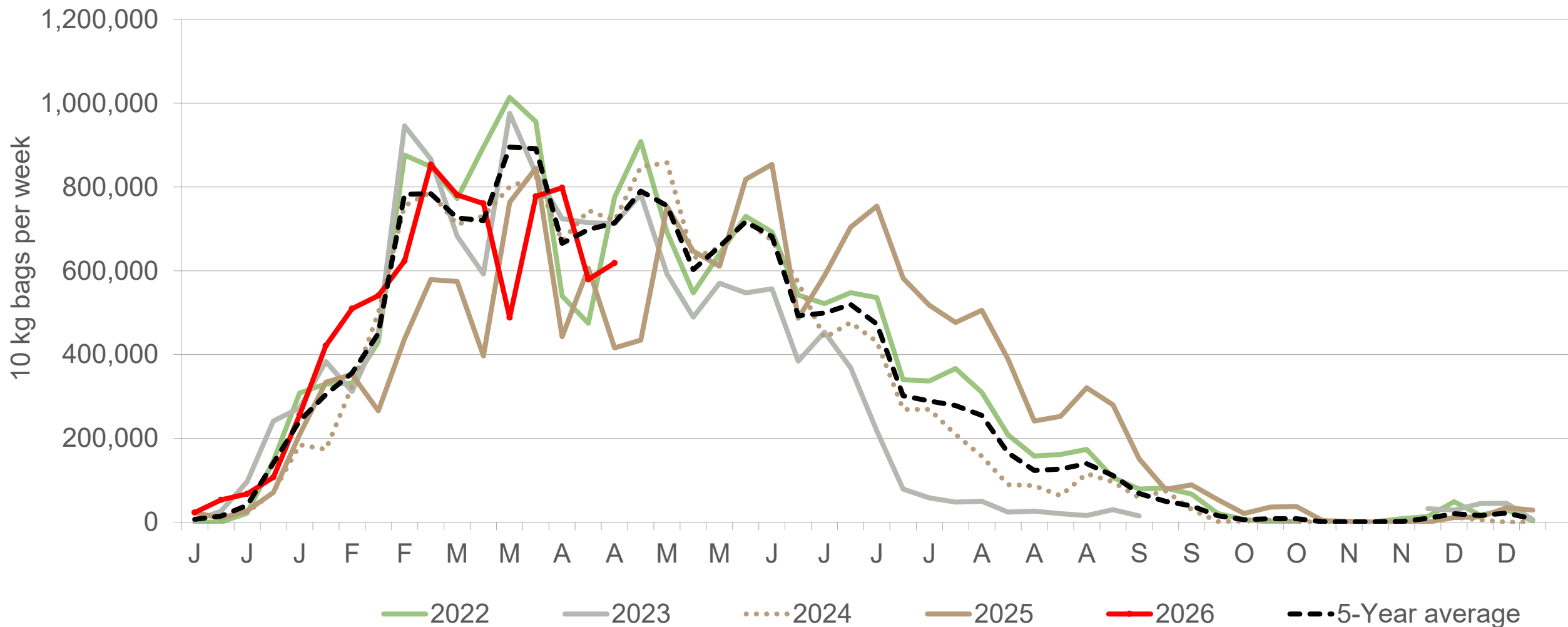
Western Free State : Amount of 10 kg bags per week sold on FPMs (all classes)



Sold 13% bags **more** than the first 17 weeks of 2025 and 551,123 bags **less** than the 5-year average (2021 to 2025) of the first 17 weeks of each year.

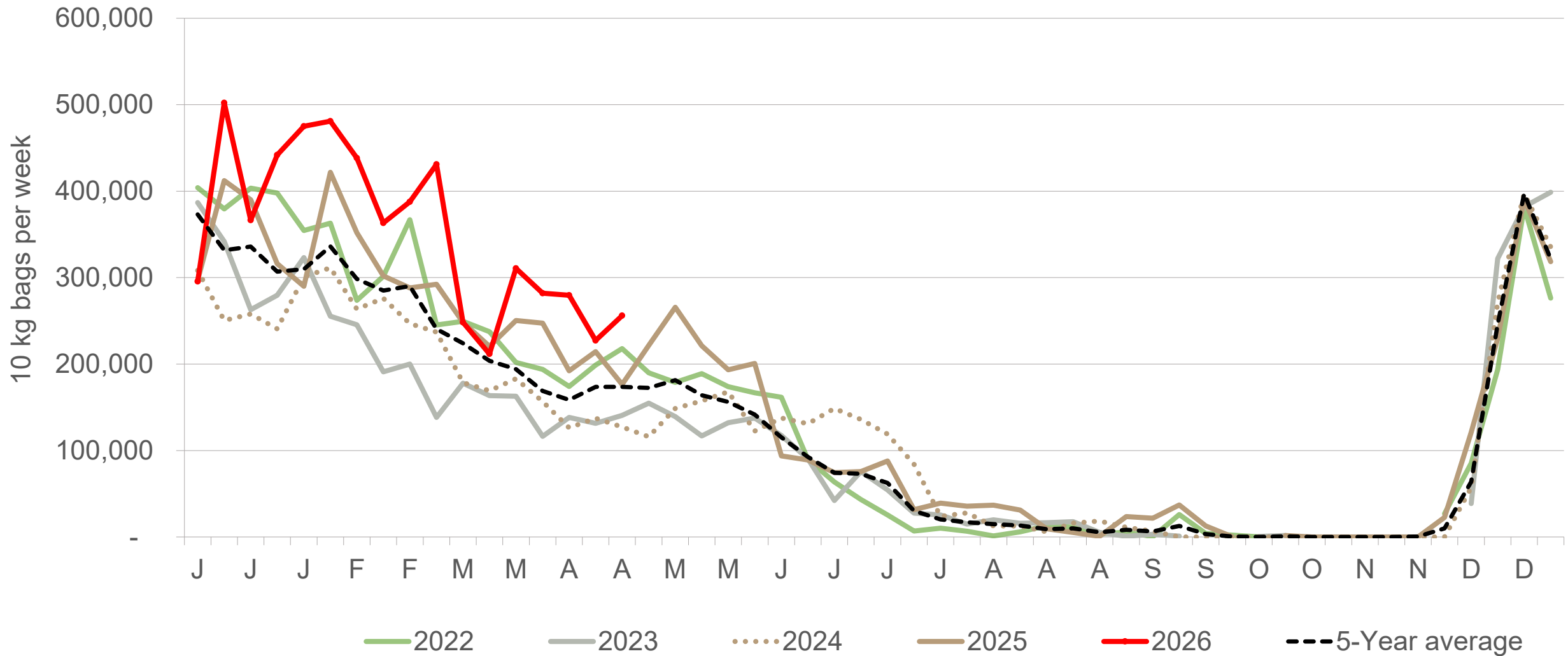
Data disclaimer: Potatoes SA does not take responsibility for the accuracy or interpretation of company data re-purposed by 3rd parties

Eastern Free State: Amount of 10 kg bags per week sold on FPMs (all classes)



Sold 30% bags **more** than the first 17 weeks of 2025 and 173,892 **less** than the 5-year average (2021 to 2025) of the first 17 weeks of each year.

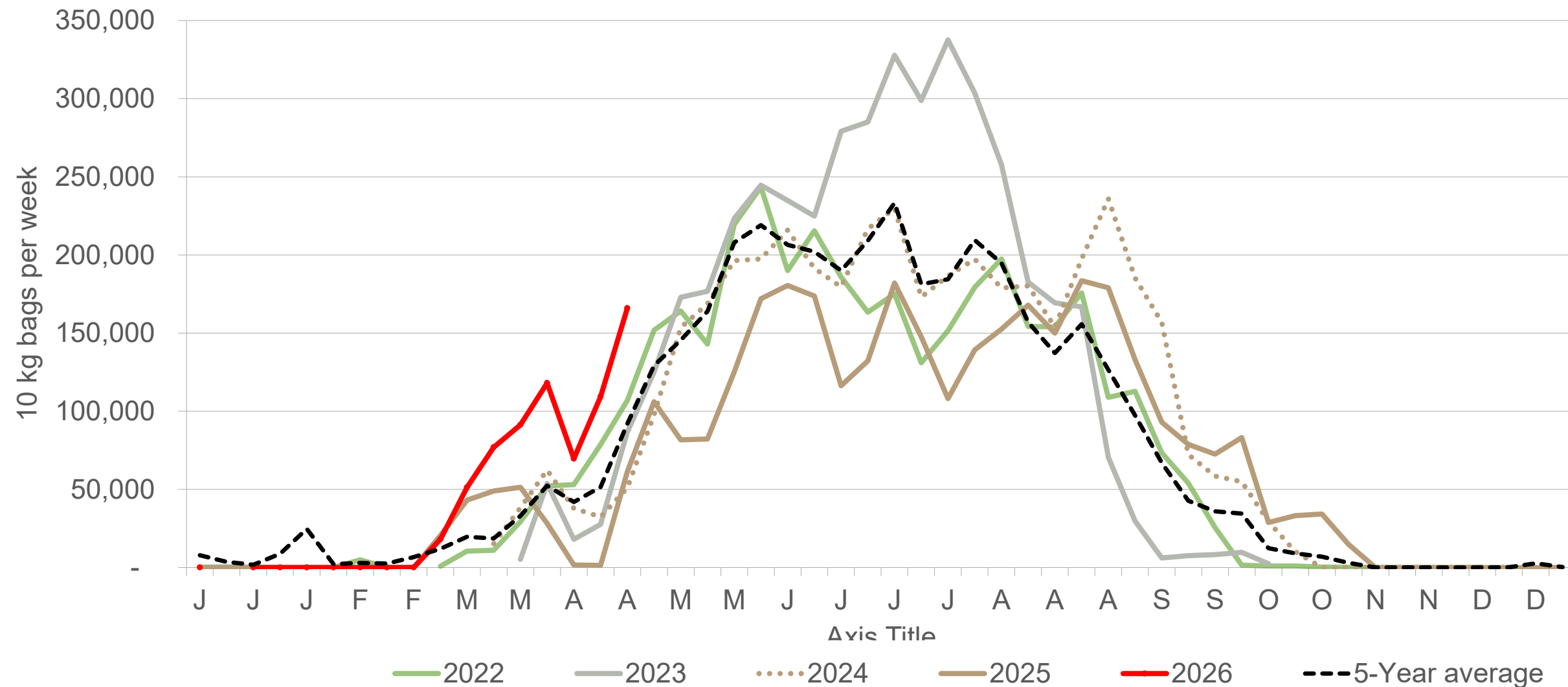
North-West: Amount of 10 kg bags per week sold on FPMs (all classes)



Sold 22% bags **more** than the first 17 weeks of 2025 and 1,594,739 **more** than the 5-year average (2021 to 2025) of the first 17 weeks of each year.

Data disclaimer: Potatoes SA does not take responsibility for the accuracy or interpretation of company data re-purposed by 3rd parties

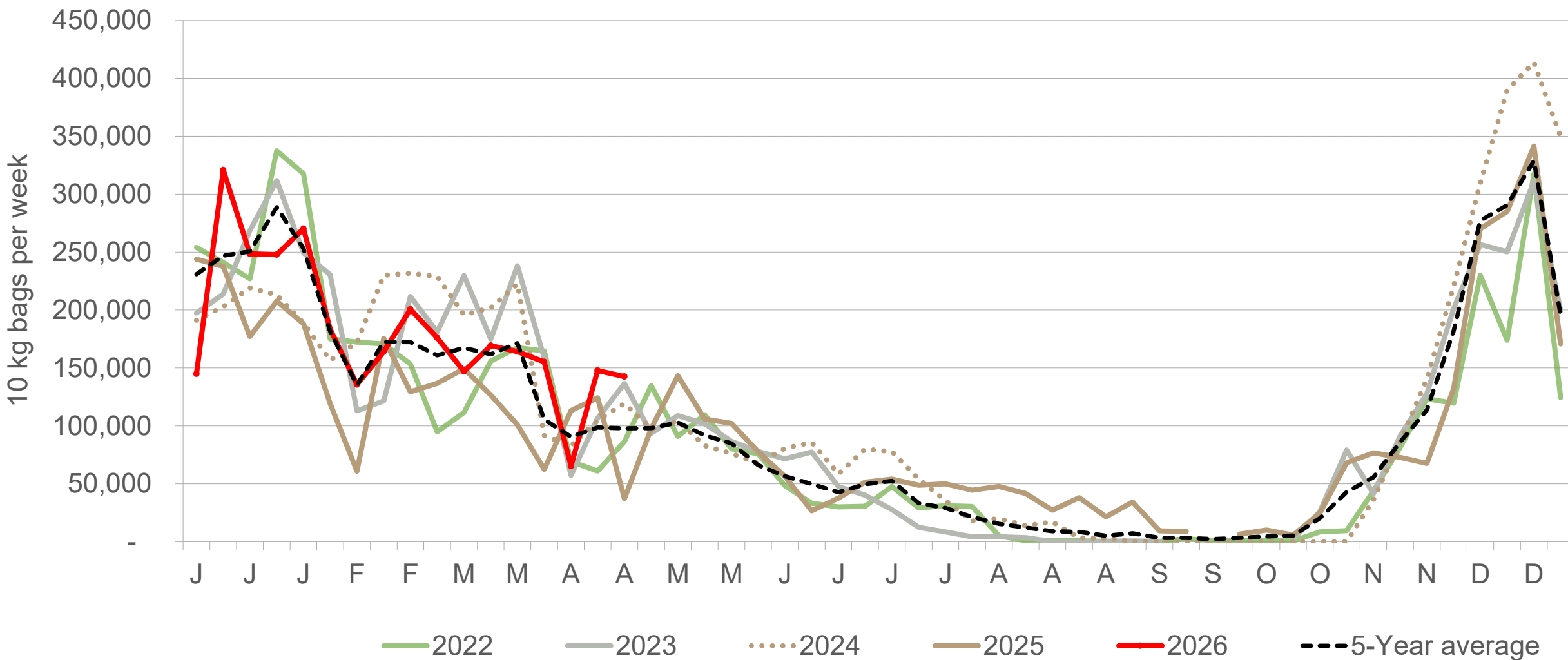
Northern Cape: Amount of 10 kg bags per week sold on FPMs (all classes)



Sold 173% bags **more** than the first 17 weeks of 2025 and 318,104 bags **more** than the 5-year average (2021 to 2025) of the first 17 weeks of each year.

Data disclaimer: Potatoes SA does not take responsibility for the accuracy or interpretation of company data re-purposed by 3rd parties

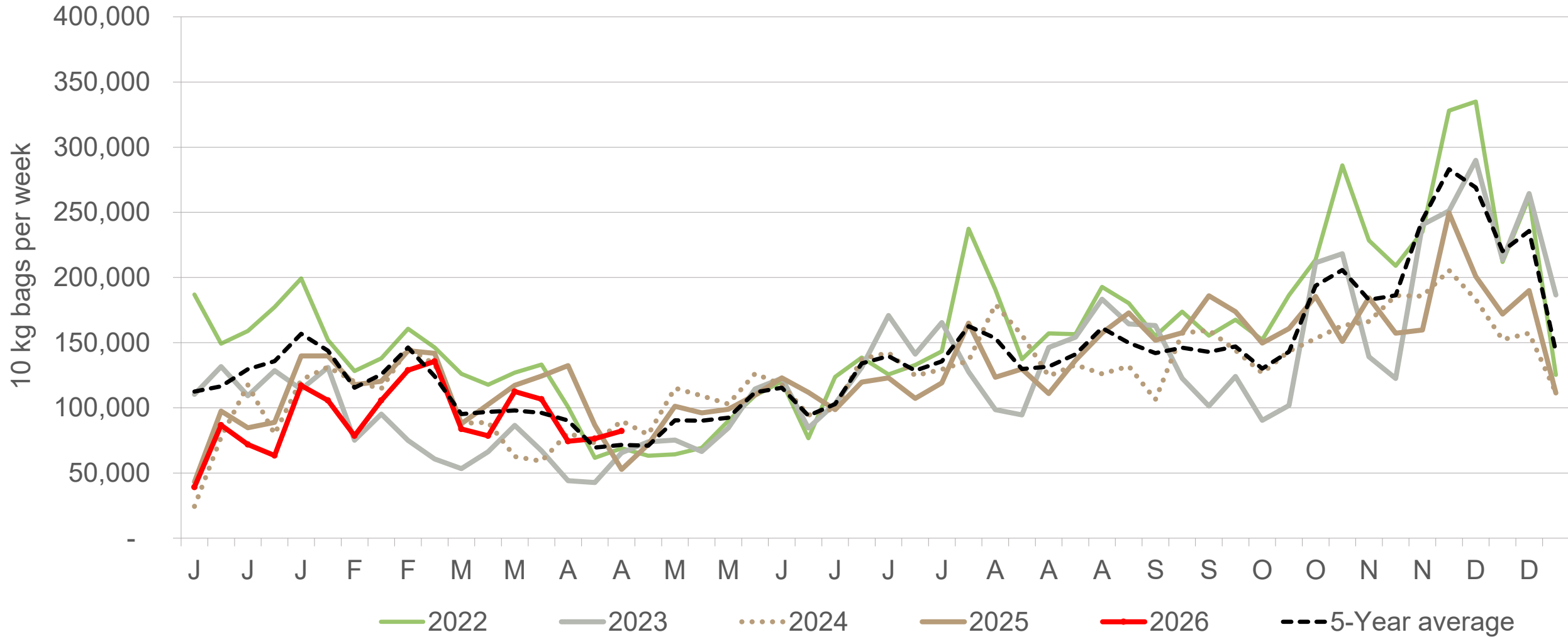
KwaZulu-Natal: Amount of 10 kg bags per week sold on FPMs (all classes)



Sold 29% bags **more** than the first 17 weeks of 2025 and 97,684 bags **more** than the 5-year average (2021 to 2025) of the first 17 weeks of each year.

Data disclaimer: Potatoes SA does not take responsibility for the accuracy or interpretation of company data re-purposed by 3rd parties

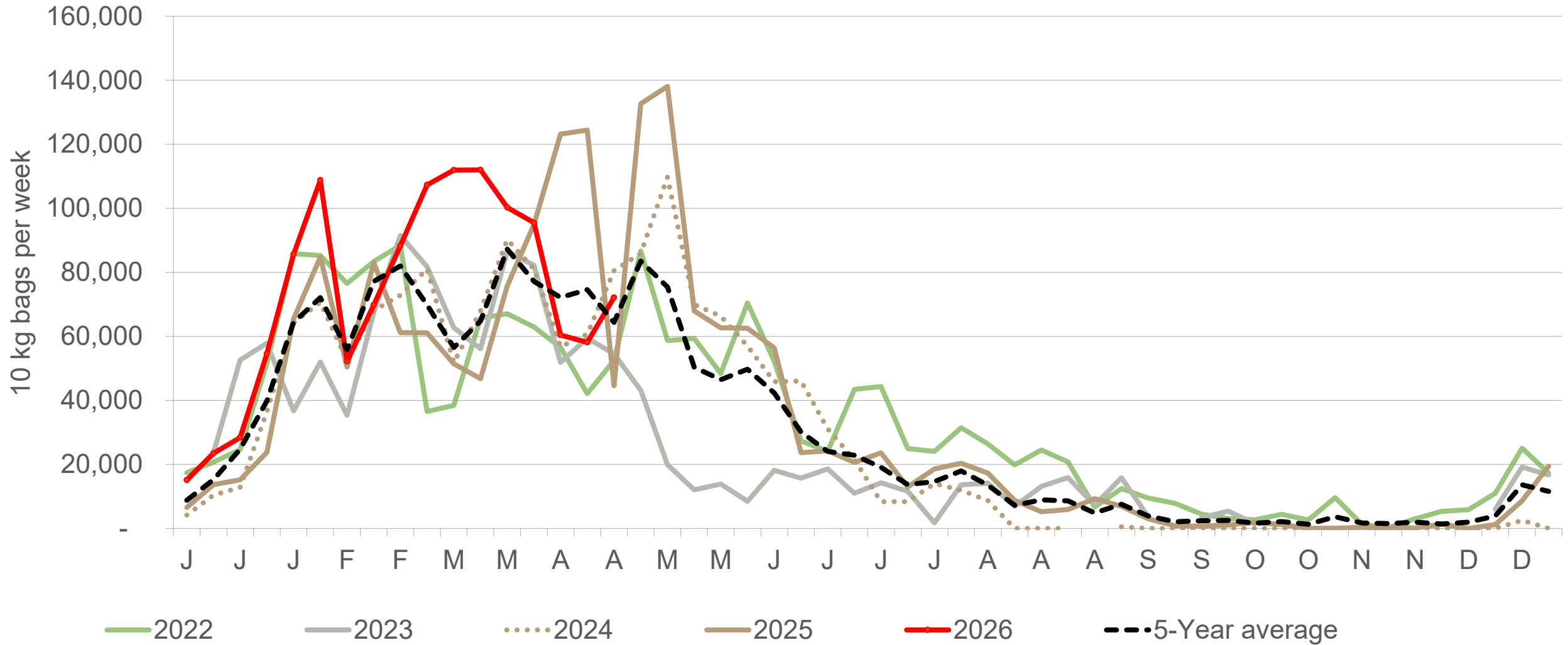
Sandveld: Amount of 10 kg bags per week sold on FPMs (all classes)



Sold 15% bags **less** than the first 17 weeks of 2025 and 376,821 bags **less** than the 5-year average (2021 to 2025) of the first 17 weeks of each year.

Data disclaimer: Potatoes SA does not take responsibility for the accuracy or interpretation of company data re-purposed by 3rd parties

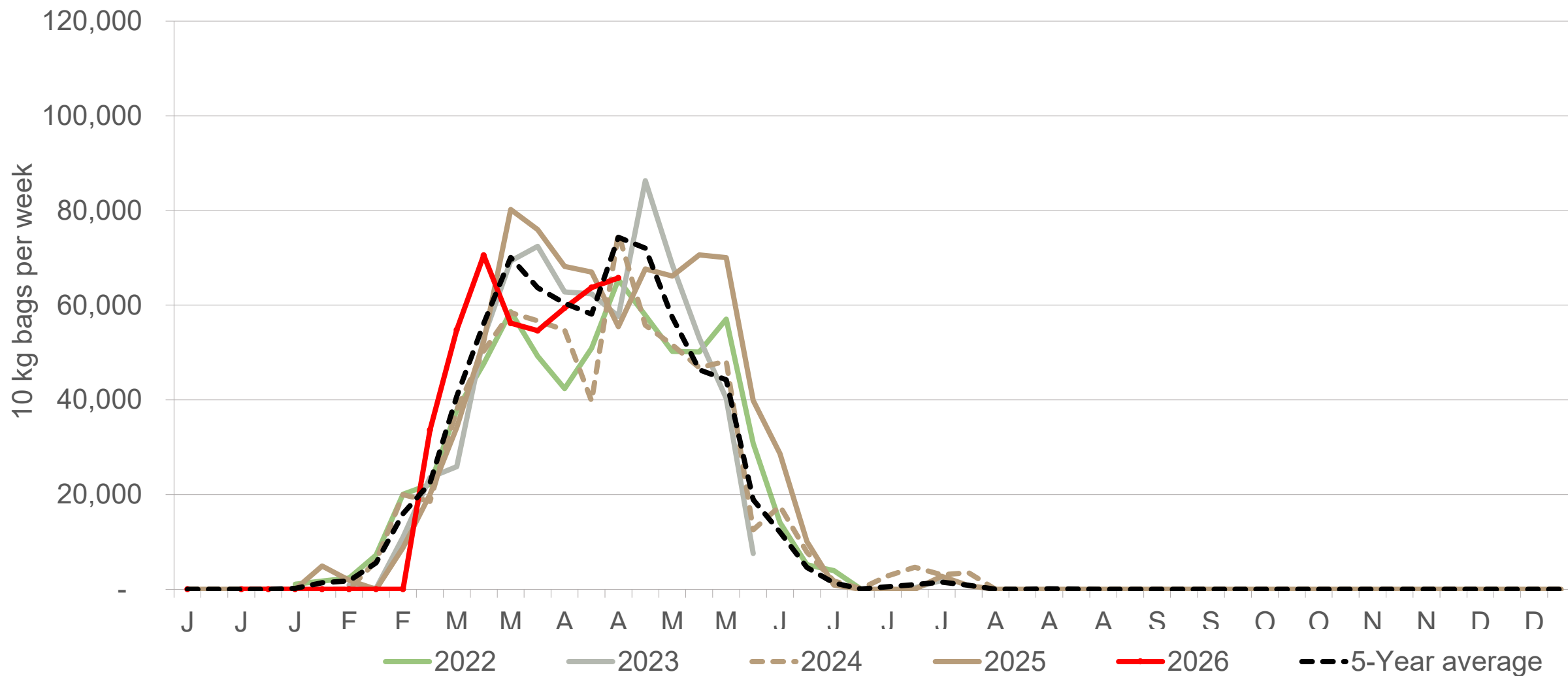
North Eastern Cape: Amount of 10 kg bags per week sold on FPMs (all classes)



Sold 21% bags **more** than the first 17 weeks of 2025 and 237,348 bags **more** than the 5-year average (2021 to 2025) of the first 17 weeks of each year.

Data disclaimer: Potatoes SA does not take responsibility for the accuracy or interpretation of company data re-purposed by 3rd parties

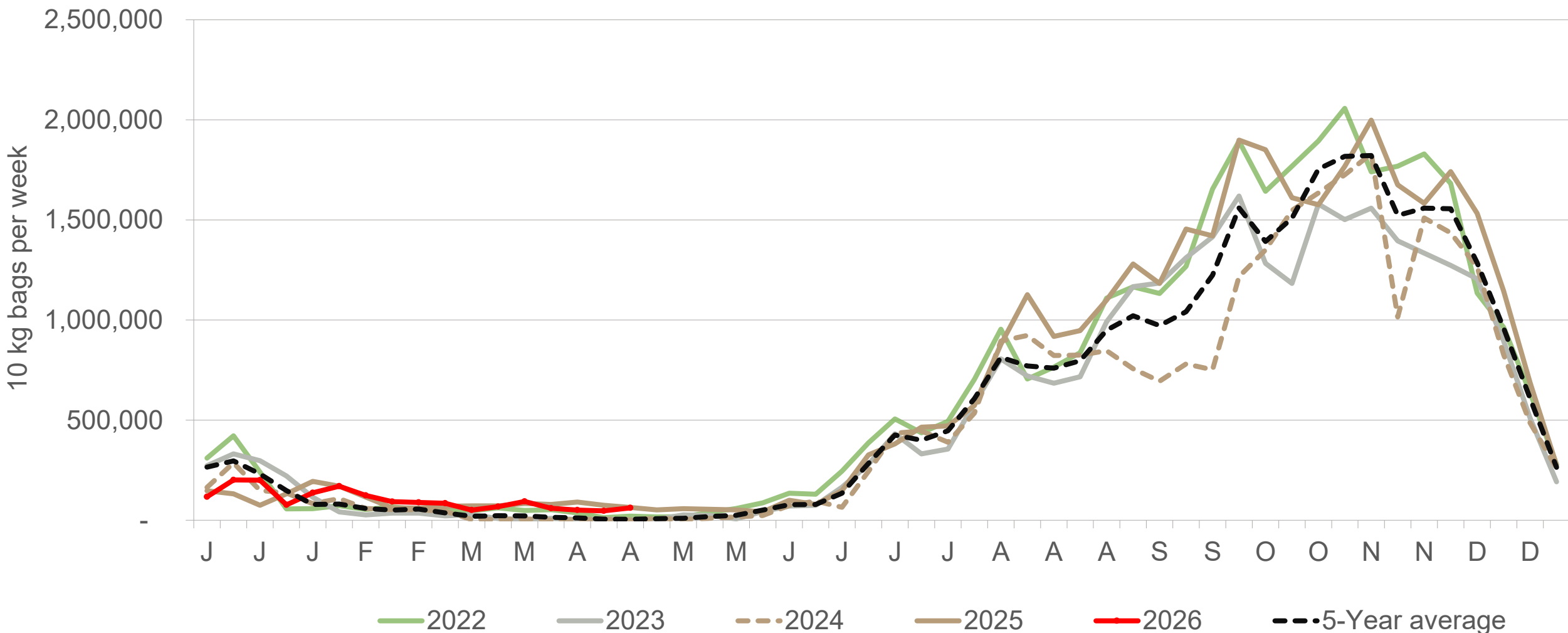
Ceres: Amount of 10 kg bags per week sold on FPMs (all classes)



Sold 2% bags **less** than the first 3 weeks of 2025 and 12,163 bags **less** than the 5-year average (2021 to 2025) of the first 17 weeks of each year.

Data disclaimer: Potatoes SA does not take responsibility for the accuracy or interpretation of company data re-purposed by 3rd parties

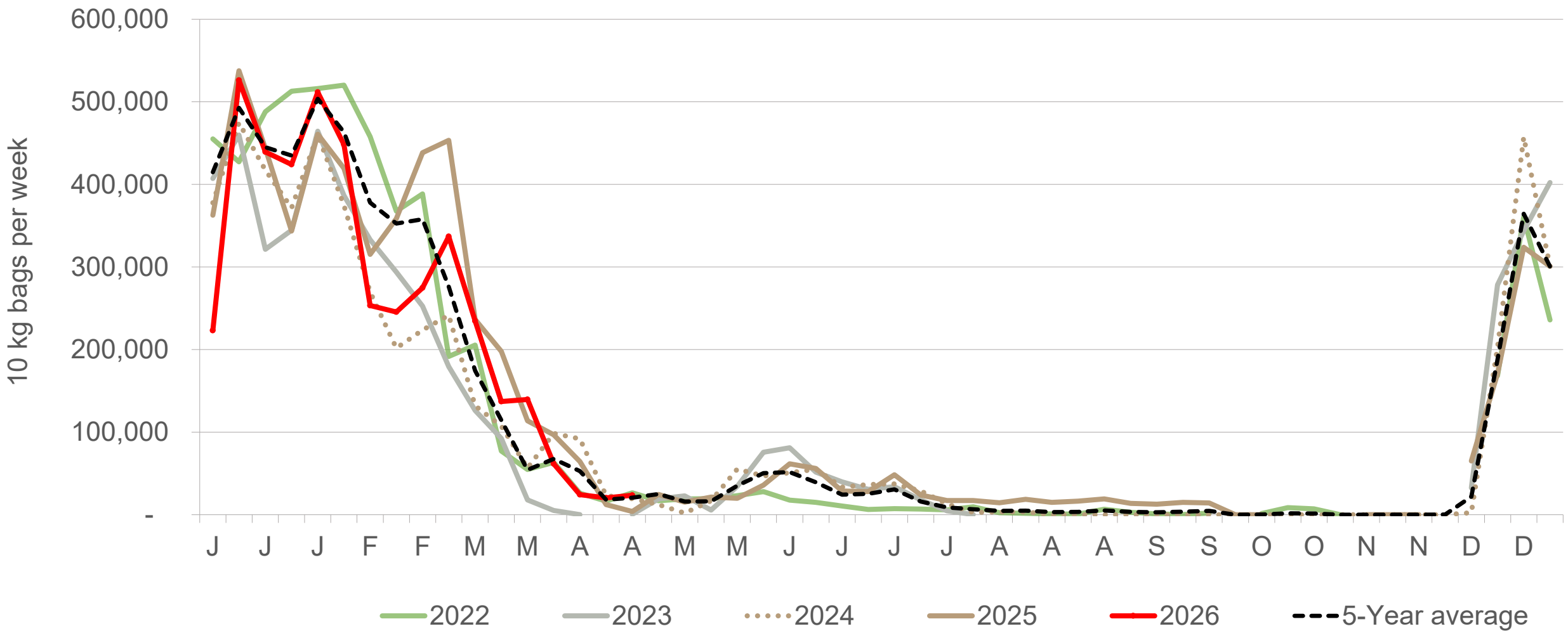
Limpopo: Amount of 10 kg bags per week sold on FPMs (all classes)



Sold 2% bags **more** than the first 17 weeks of 2025 and 296,369 bags **more** than the 5-year average (2021 to 2025) of the first 17 weeks of each year

Data disclaimer: Potatoes SA does not take responsibility for the accuracy or interpretation of company data re-purposed by 3rd parties

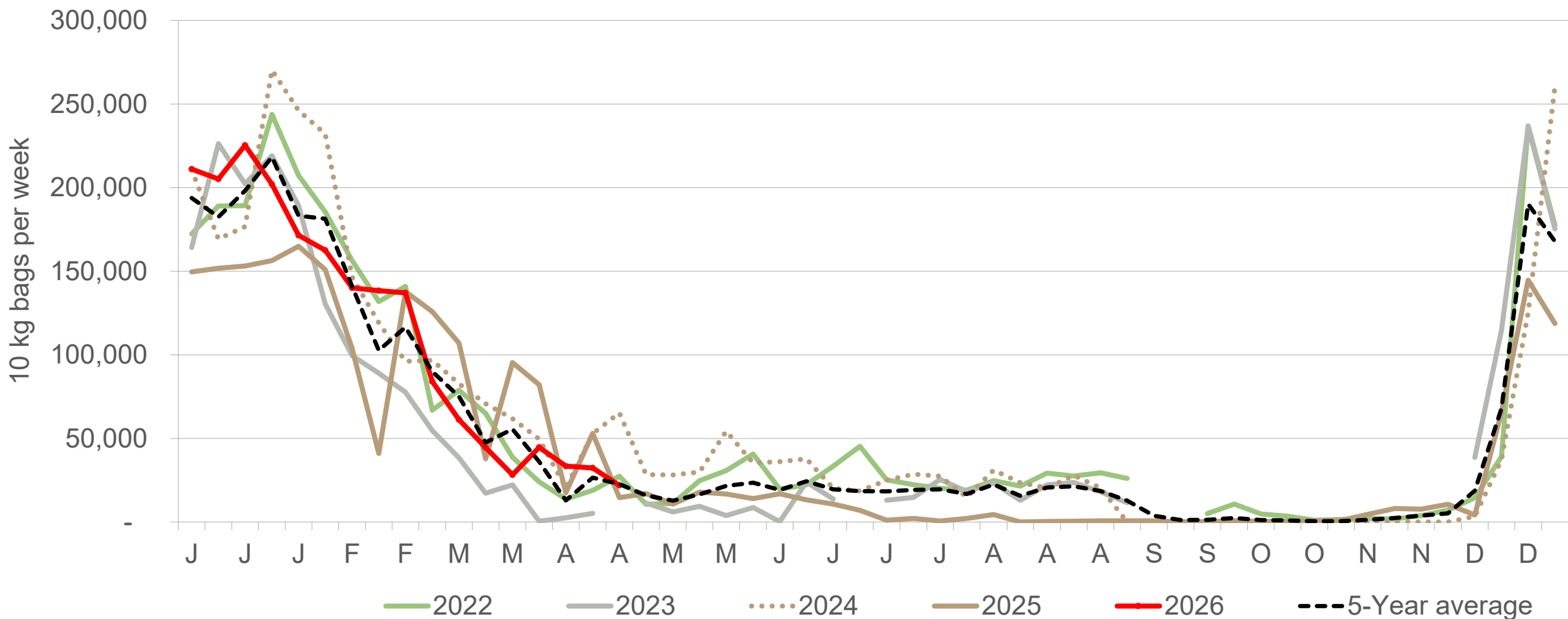
South Western Free State: Amount of 10 kg bags per week sold on FPMs (all classes)



Sold 11% bags **less** than the first 17 weeks of 2025 and 296,772 bags **less** than the 5-year average (2021 to 2025) of the first 17 weeks of each year.

Data disclaimer: Potatoes SA does not take responsibility for the accuracy or interpretation of company data re-purposed by 3rd parties

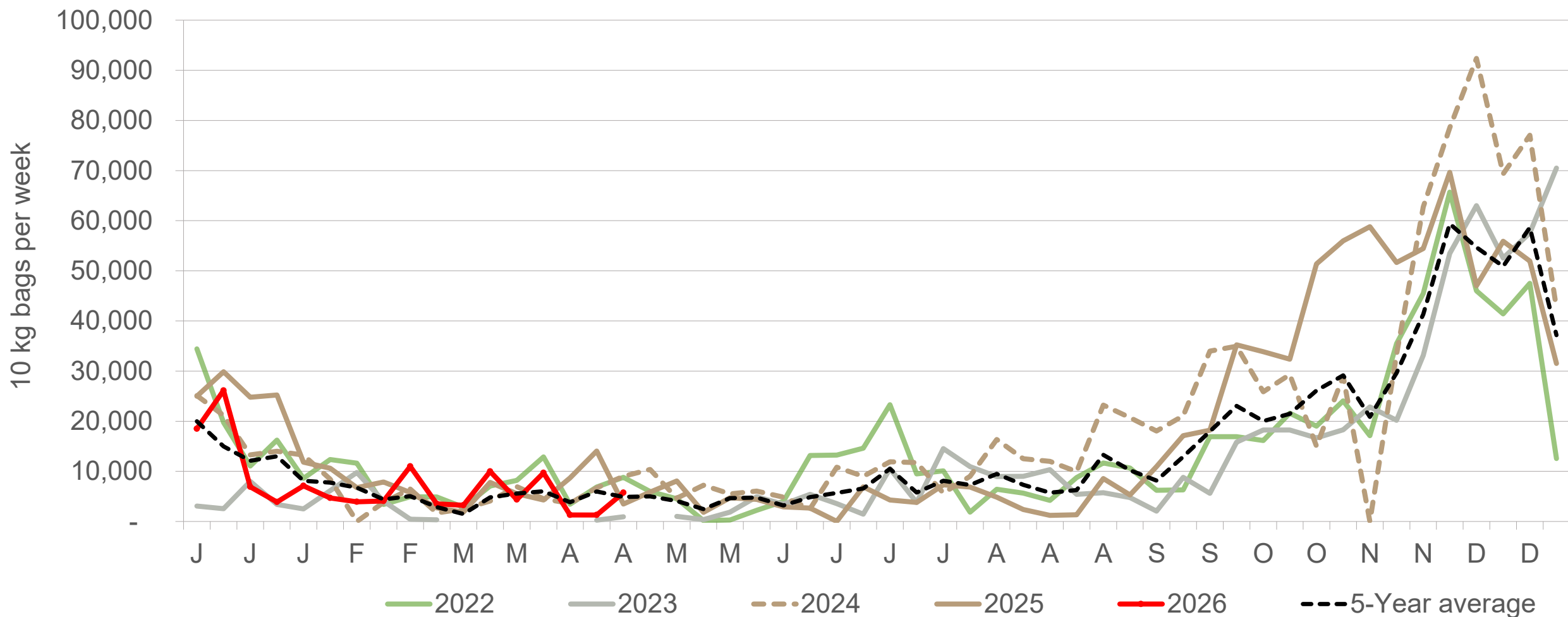
Gauteng: Amount of 10 kg bags per week sold on FPMs (all classes)



Sold 12% bags **more** than the first 17 weeks of 2025 and 59,435 bags **more** than the 5-year average (2021 to 2025) of the first 17 weeks of each year.

Data disclaimer: Potatoes SA does not take responsibility for the accuracy or interpretation of company data re-purposed by 3rd parties

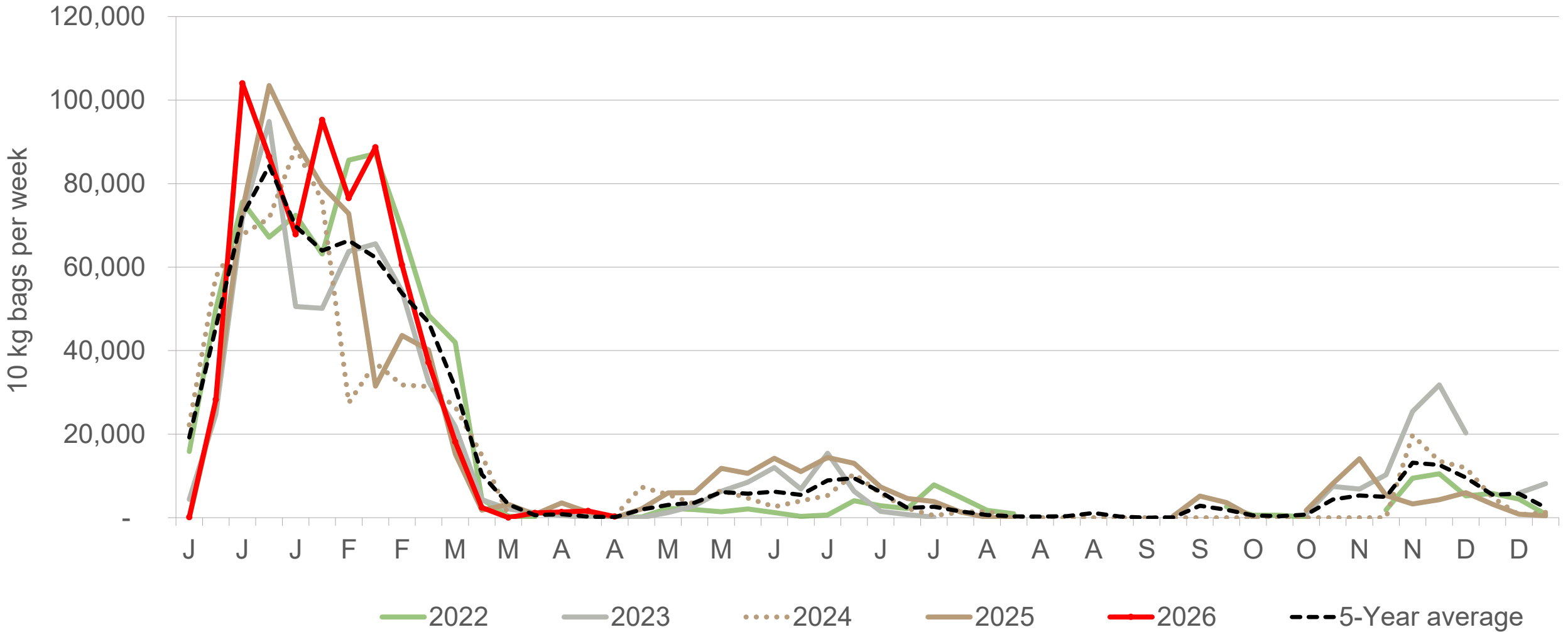
Eastern Cape: Amount of 10 kg bags per week sold on FPMs (all classes)



Sold 36% bags **less** than the first 17 weeks of 2025 and 2,392 bags **less** than the 5-year average (2021 to 2025) of the 17 weeks of each year.

Data disclaimer: Potatoes SA does not take responsibility for the accuracy or interpretation of company data re-purposed by 3rd parties

Mpumalanga: Amount of 10 kg bags per week sold on FPMs (all classes)



Sold 14% bags **more** than the first 17 weeks of 2025 and 39,021 bags **more** than the 5-year average (2021 to 2025) of the 17 weeks of each year.

Data disclaimer: Potatoes SA does not take responsibility for the accuracy or interpretation of company data re-purposed by 3rd parties

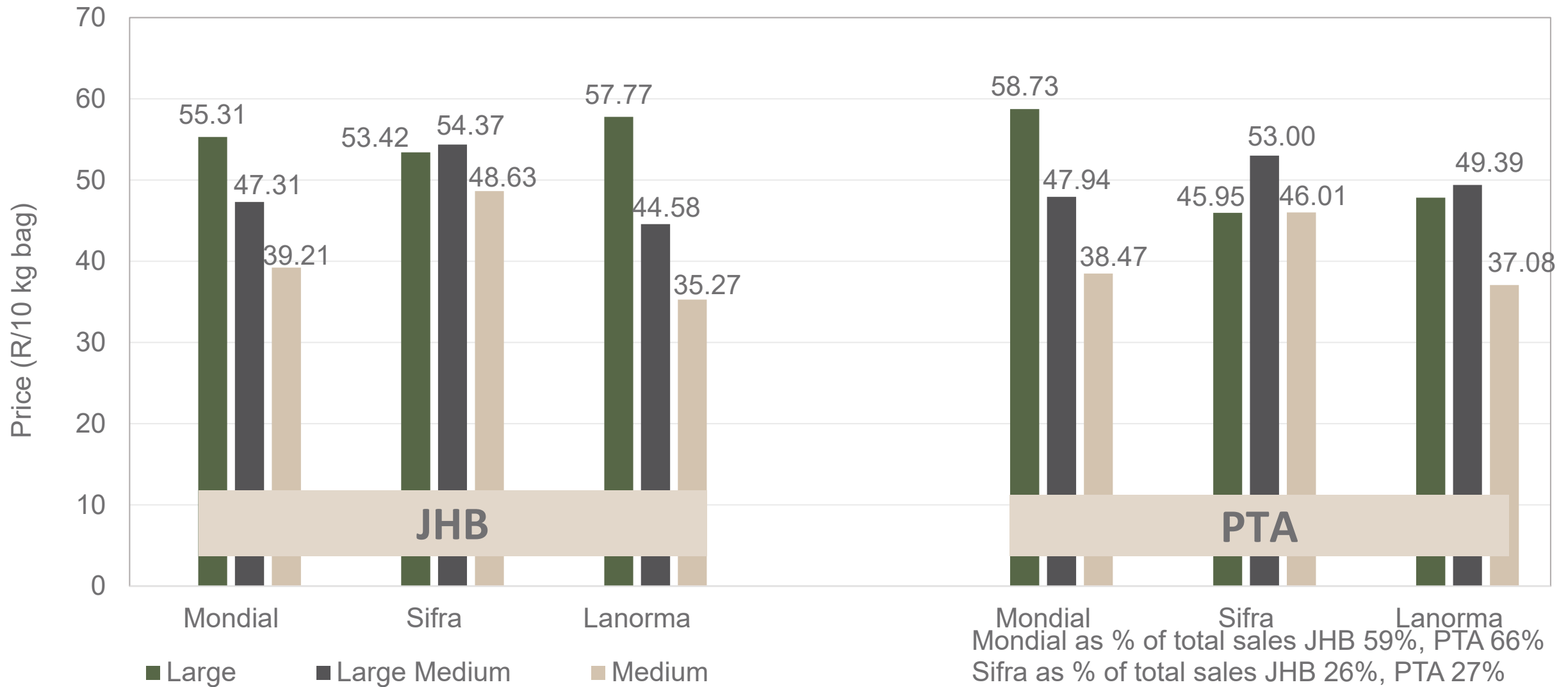
Average weekly prices and volumes for 10 kg bags of potatoes sold on selected markets from selected production regions



Klas & Grootte	Eastern Free State				Western Free State				North West				Northern Cape				Sandveld		North Eastern Cape				All Regions	
	JOH		PRE		JOH		PRE		JOH		PRE		JOH		PRE		CAP		POR		EAS		All Markets	
	Volume	Prices	Volume	Prices	Volume	Prices	Volume	Prices	Volume	Prices	Volume	Prices	Volume	Prices	Volume	Prices	Volume	Prices	Volume	Prices	Volume	Prices	Volume	Prices
	10kg	R/10kg	10kg	R/10kg	10kg	R/10kg	10kg	R/10kg	10kg	R/10kg	10kg	R/10kg	10kg	R/10kg	10kg	R/10kg	10kg	R/10kg	10kg	R/10kg	10kg	R/10kg	10kg	R/10kg
1L	87 238	54.11	26 056	57.95	55 678	53.49	31 725	50.60	8 810	52.01	7 362	57.76	5 579	47.34	3 276	47.97	1 414	70.88	4 103	53.06	2 185	54.38	427 934	51.83
1L/M	81 345	44.22	28 723	46.18	83 313	47.64	31 171	51.04	21 656	55.17	11 917	54.81	10 462	36.46	1 838	38.45	10 044	58.14	6 816	47.38	5 027	41.61	517 227	47.25
1M	45 394	37.99	16 798	36.62	51 846	42.03	23 371	42.99	17 251	49.76	8 838	48.18	12 818	30.60	1 982	29.25	17 606	54.93	4 670	48.41	5 812	41.53	369 355	43.12
1S	14 106	19.53	4 102	23.70	9 499	23.45	1 862	22.83	9 815	26.92	2 673	26.83	3 172	6.59	75	15.15	7 978	35.50	1 374	39.61	953	37.77	97 230	24.18
1S/M	11 178	28.54	3 494	28.27	22 699	32.03	6 732	31.63	13 166	36.33	3 493	34.12	4 432	17.53	781	20.20	3 543	41.81	280	45.00	24	37.67	130 385	32.12
1XL	2 096	53.40	-	-	-	-	-	-	-	-	-	-	-	-	-	-	-	-	-	-	-	-	3 306	52.49
1XS	2 198	16.31	-	-	4 555	26.75	-	-	3 871	37.39	-	-	-	-	-	-	-	-	-	-	-	-	11 126	28.19
1XXS	-	-	-	-	-	-	-	-	-	-	-	-	-	-	-	-	-	-	-	-	-	-	83	50.00
2L	24 896	42.64	11 937	49.82	4 428	41.00	11 406	45.02	2 753	41.87	537	49.97	5 310	40.07	367	33.64	1 581	51.13	4 008	45.93	1 031	43.10	130 753	42.32
2L/M	12 571	33.74	13 251	43.67	7 819	37.54	15 349	40.27	3 197	33.77	1 944	48.77	11 660	28.54	2 691	25.77	5 567	45.74	2 394	42.17	1 035	36.74	140 919	36.31
2M	11 476	29.23	10 363	34.63	13 788	31.58	8 397	33.26	4 782	22.28	776	35.86	6 308	24.04	225	29.85	11 158	36.33	2 949	40.74	1 190	36.47	131 377	31.26
2S	3 068	18.45	4 007	22.06	748	19.65	943	17.54	218	7.74	206	19.41	1 849	11.40	-	-	4 956	26.09	581	34.05	310	29.04	25 413	20.15
2S/M	2 905	18.51	1 967	22.93	3 194	23.42	1 866	21.23	1 412	15.71	296	25.57	481	13.45	30	15.80	2	34.00	-	-	-	-	27 146	20.67
2XL	-	-	-	-	-	-	-	-	-	-	-	-	-	-	-	-	-	-	-	-	-	-	440	40.00
2XS	67	5.67	-	-	-	-	-	-	-	-	-	-	-	-	-	-	-	-	-	-	-	-	1 617	6.69
2XXS	-	-	-	-	-	-	-	-	-	-	-	-	-	-	-	-	-	-	-	-	-	-	-	-
3L	8 236	33.49	9 499	36.62	2 290	36.56	4 000	37.39	155	27.10	-	-	5 544	26.14	905	25.00	1 373	31.68	-	-	-	-	56 485	30.41
3L/M	10 291	26.17	5 671	33.54	5 896	29.05	5 401	37.14	7 118	32.39	2 289	31.66	518	21.49	220	26.00	245	28.02	-	-	330	28.00	72 605	30.21
3M	9 165	19.07	8 375	27.53	11 556	20.36	7 381	27.86	6 695	25.96	2 015	28.66	3 130	19.16	290	21.97	1 575	22.27	1 888	32.40	644	26.66	85 773	22.71
3S/M	1 984	14.96	1 889	22.80	-	-	1 041	18.87	588	11.87	310	17.63	91	7.31	10	6.00	-	-	-	-	-	-	8 715	17.55
3XS	-	-	-	-	-	-	-	-	-	-	-	-	-	-	-	-	-	-	-	-	-	-	-	-
3XXS	-	-	-	-	-	-	-	-	-	-	-	-	-	-	-	-	-	-	-	-	-	-	-	-
4L	-	-	3 959	28.62	-	-	-	-	-	-	-	-	-	-	-	-	49	30.00	-	-	-	-	5 181	28.33
4L/M	-	-	2 692	30.77	-	-	-	-	-	-	-	-	-	-	-	-	-	-	-	-	-	-	6 597	24.32
4M	-	-	1 358	12.53	-	-	648	26.27	-	-	-	-	-	-	429	14.02	-	-	184	23.40	-	-	5 449	15.86
4S	-	-	-	-	-	-	-	-	-	-	-	-	-	-	-	-	8	18.00	-	-	-	-	11	18.82
4S/M	-	-	52	17.40	-	-	142	17.04	-	-	-	-	-	-	1	11.00	-	-	-	-	-	-	596	14.97
Total	328 476	41.01	154 373	41.08	277 564	42.12	151 990	42.96	101 487	41.07	44 911	46.02	71 354	29.12	13 120	32.96	77 921	41.61	29 810	44.91	18 675	41.24	2 284 826	40.54

Data disclaimer: Potatoes SA does not take responsibility for the accuracy or interpretation of company data re-purposed by 3rd parties

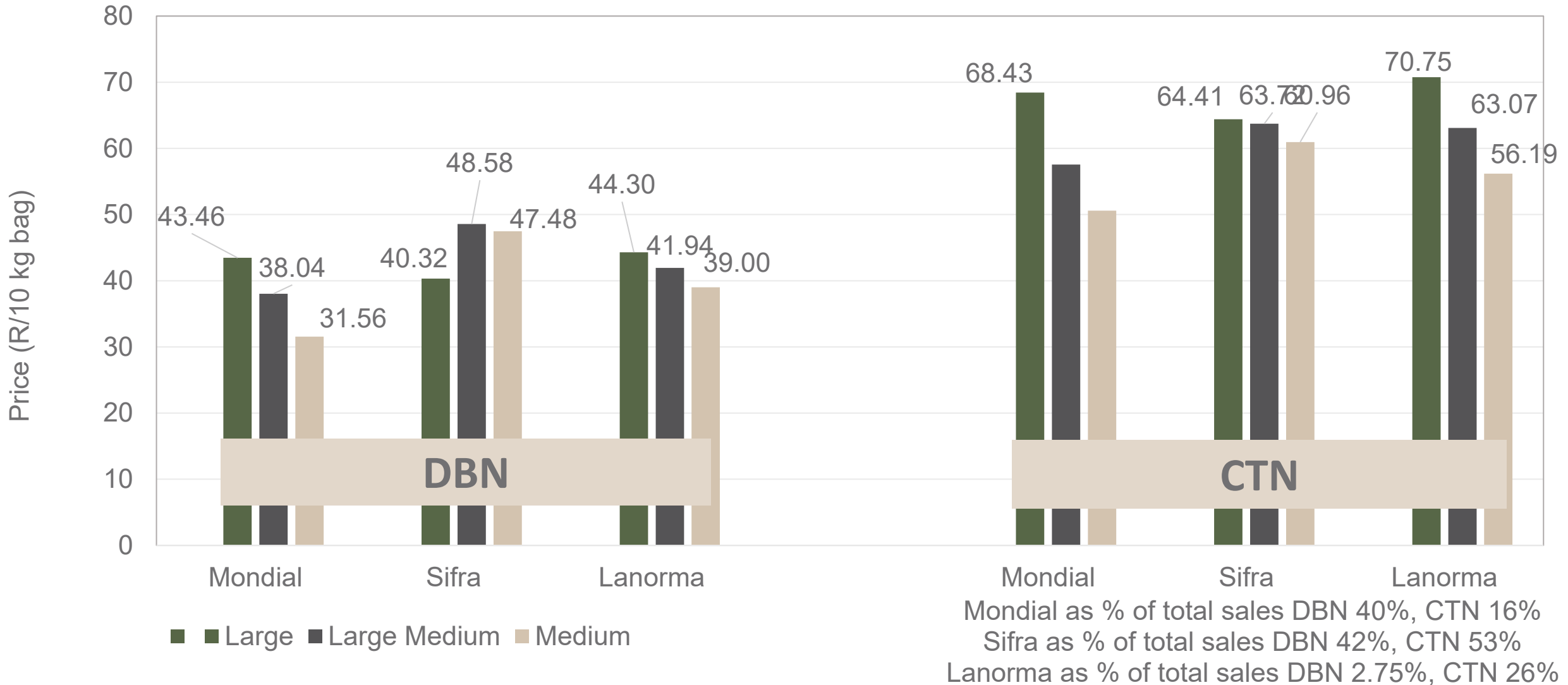
PTA & JHB markets: Average Prices - Different Sizes (only 10 kg bags)



Mondial as % of total sales JHB 59%, PTA 66%
 Sifra as % of total sales JHB 26%, PTA 27%
 Lanorma as % of total sales JHB 7%, PTA 2.17%

Data disclaimer: Potatoes SA does not take responsibility for the accuracy or interpretation of company data re-purposed by 3rd parties

DBN & CTN markets: Average Prices - Different Sizes (only 10 kg bags)




Thank you for your time


Feel free to contact us

 Lebo@potatoes.co.za

Jodie@potatoes.co.za

 +27 (0)12 349 1906

 6 De Havilland Crescent
Persequor Techno Park
Persequor Park
Pretoria

 www.potatoes.co.za



Potatoes
Aartappels SA