



Weekly Market Information

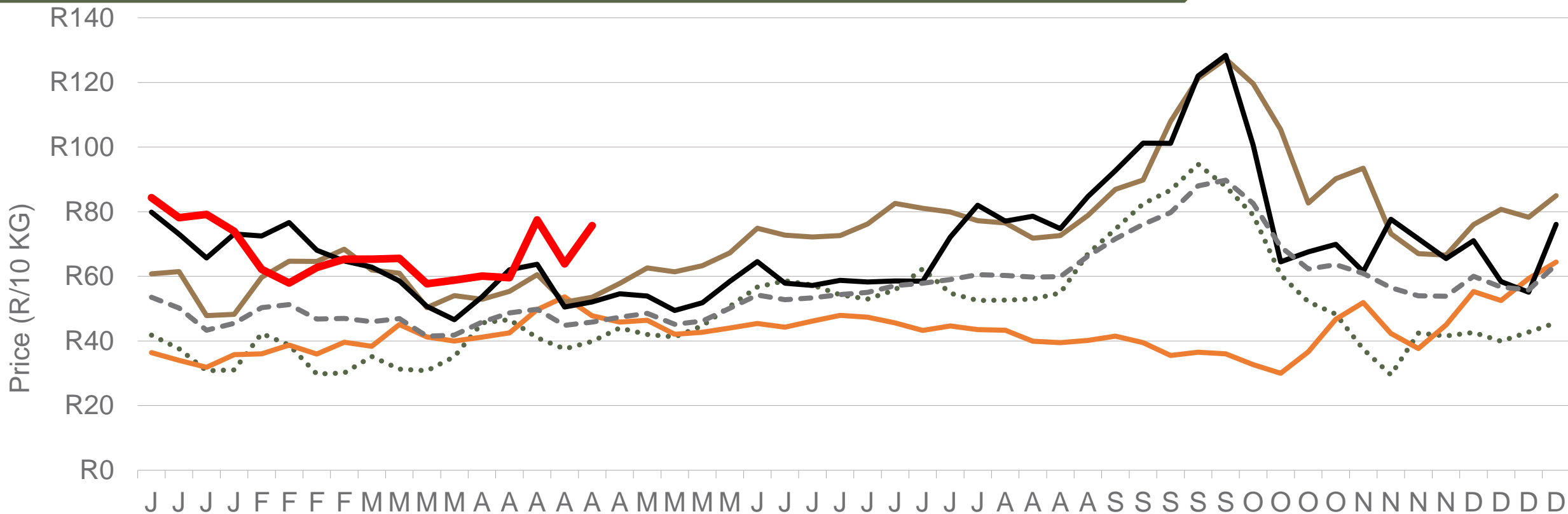
25 April 2025



**Potatoes
Aartappels SA**

www.potatoes.co.za

Average weekly price – all markets & all classes




.....2021 — 2022 — 2023 — 2024 — 2025* - - - 5-Year average



Number of bags sold

24%

(Week on Week)



Average weekly price

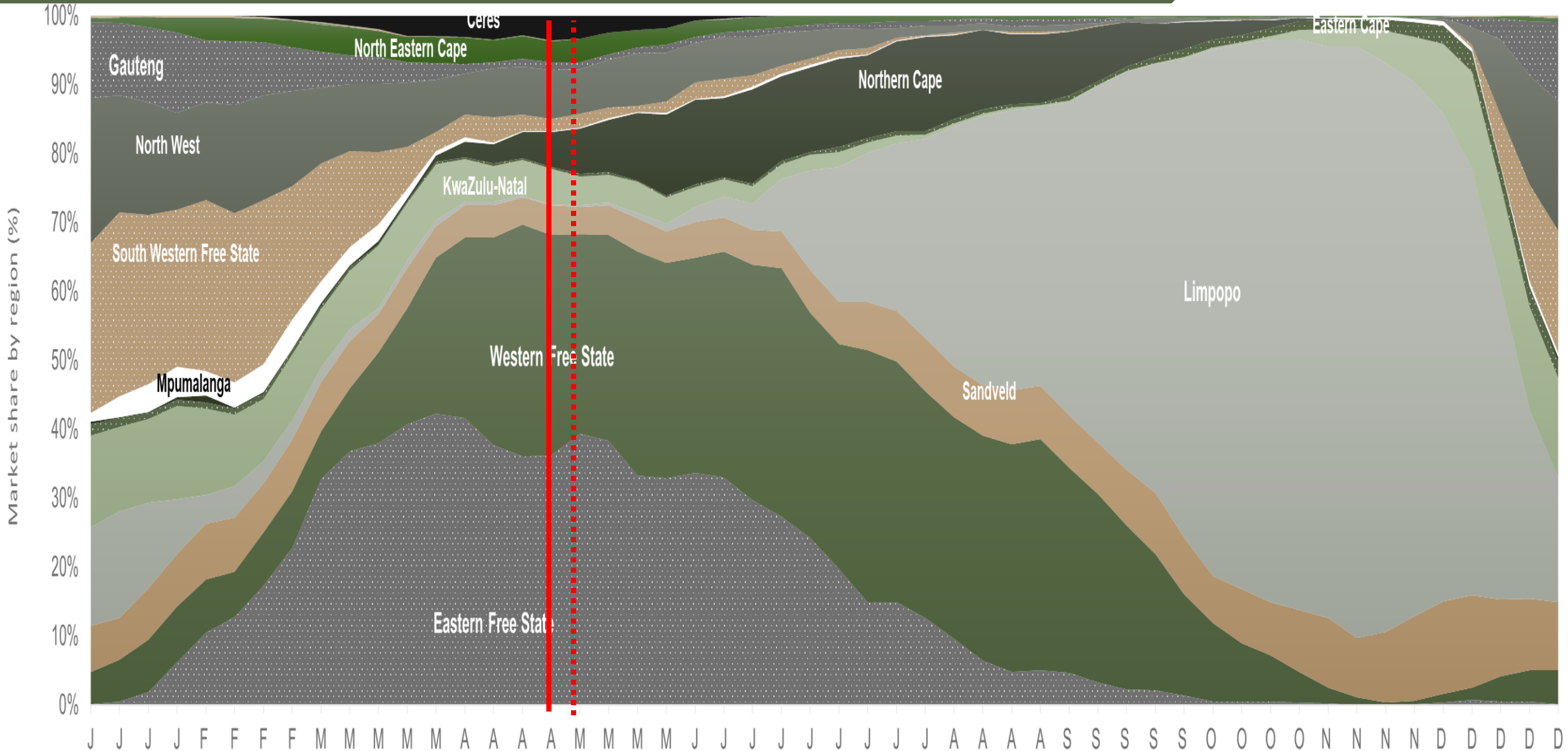
19%

(Week on week)



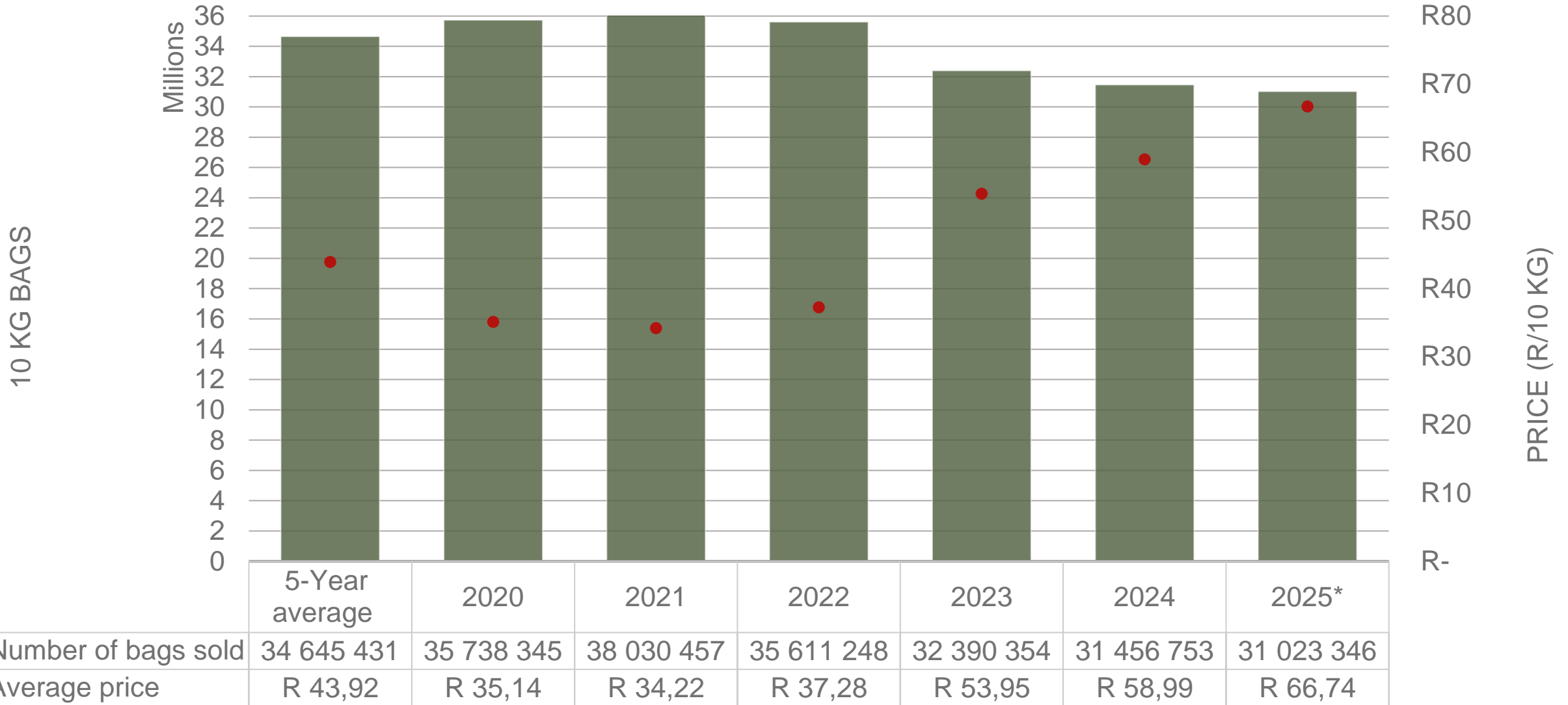
Data disclaimer: Potatoes SA does not take responsibility for the accuracy or interpretation of company data re-purposed by 3rd parties

Market share of regions on fresh produce markets 2019-2024



Data disclaimer: Potatoes SA does not take responsibility for the accuracy or interpretation of company data re-purposed by 3rd parties

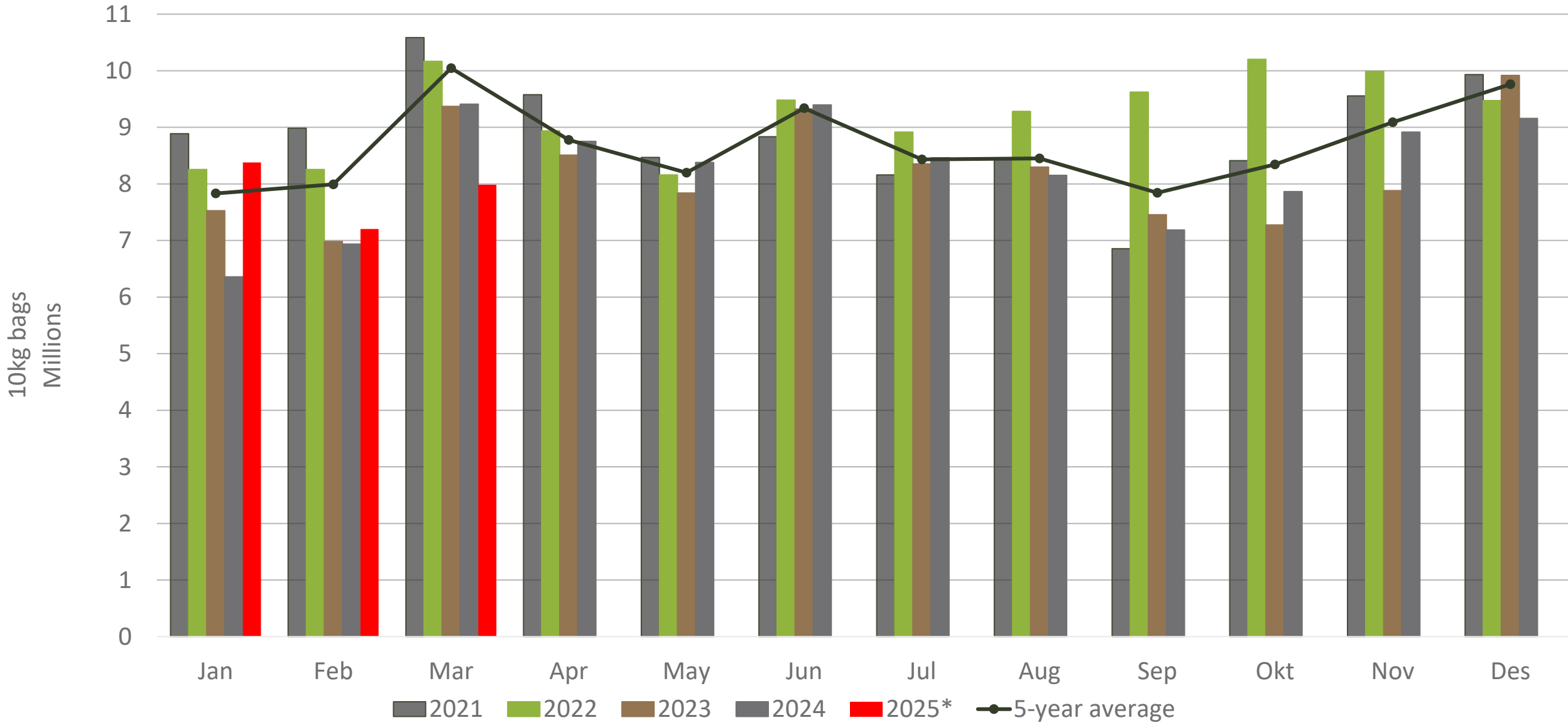
Cumulative total number of 10 kg bags sold on markets:



Sold 3 622 085 bags **less** than the **5-year average** (2020 to 2024) of the first 17 weeks of 2025

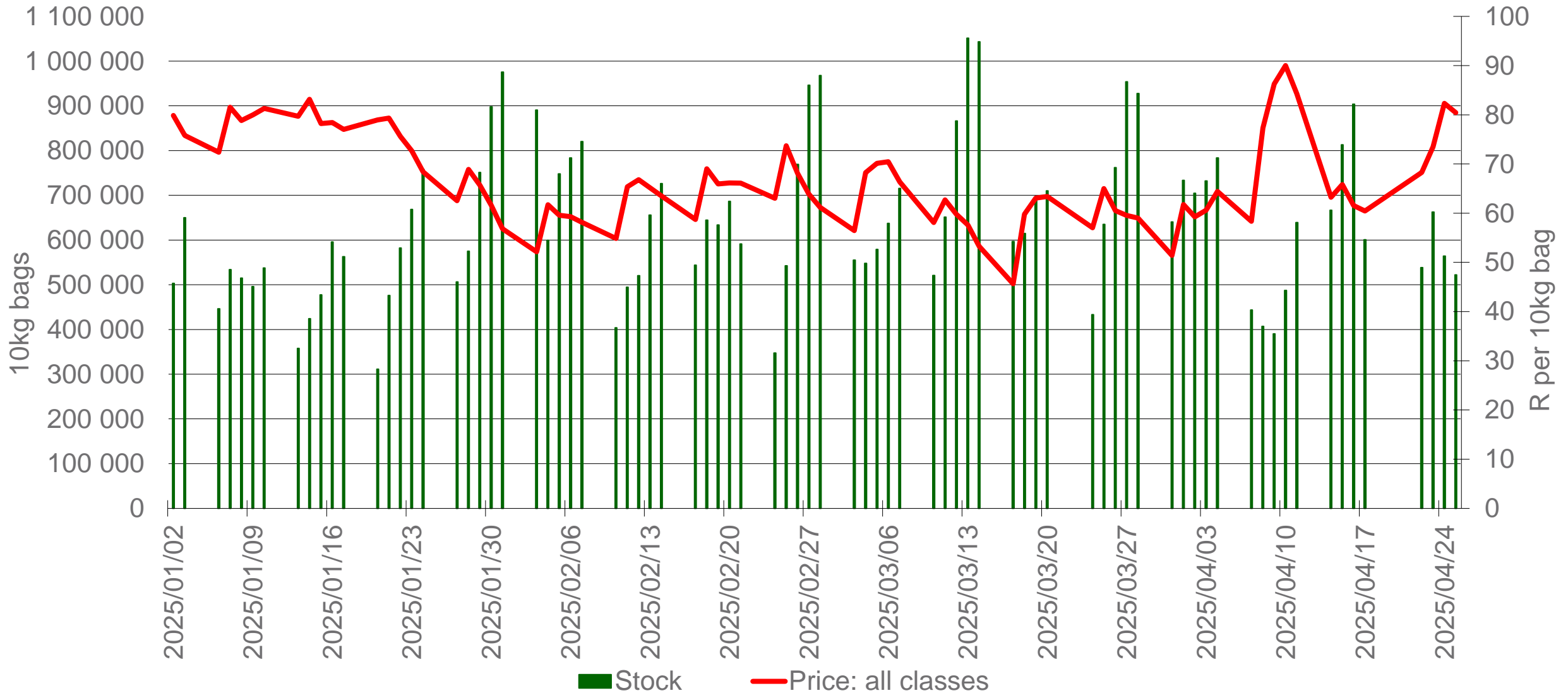
Data disclaimer: Potatoes SA does not take responsibility for the accuracy or interpretation of company data re-purposed by 3rd parties

Monthly sales volumes on markets: Potatoes

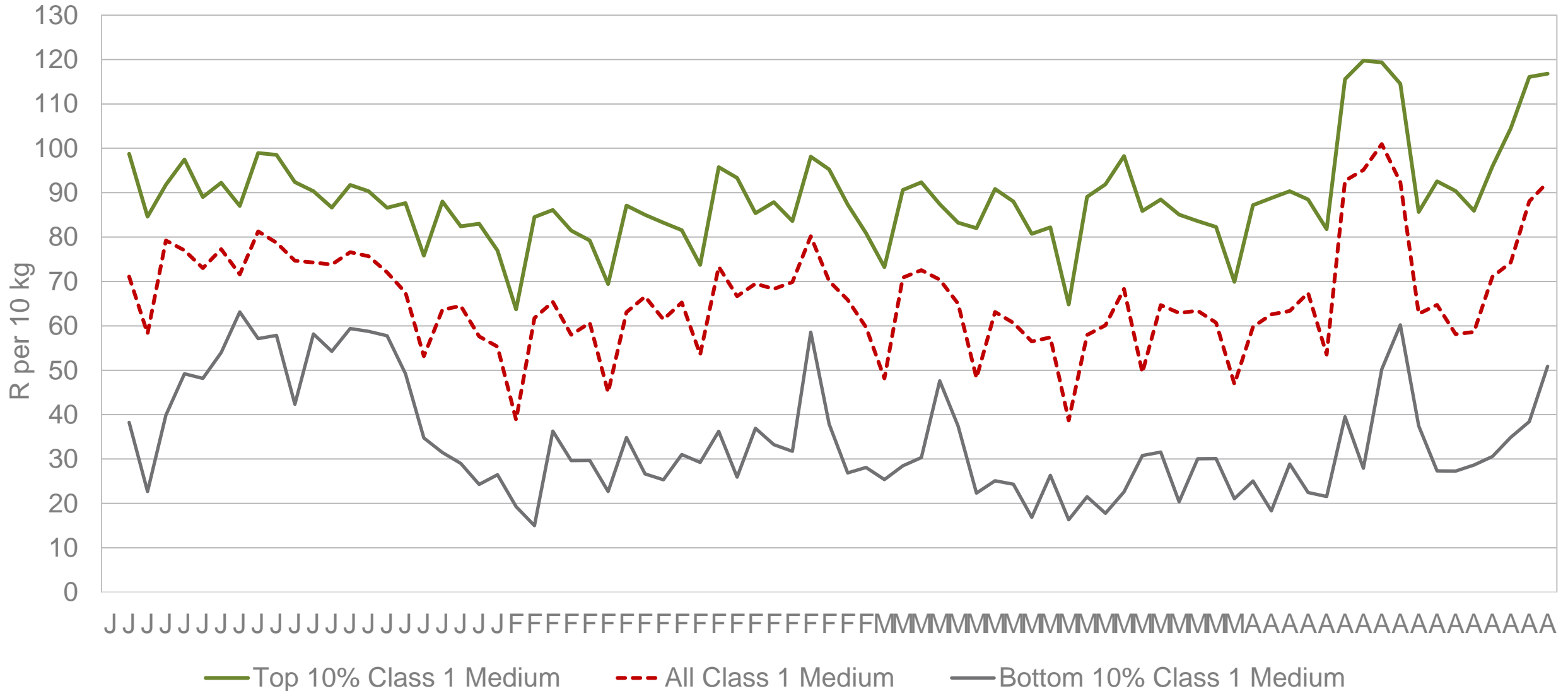


Data disclaimer: Potatoes SA does not take responsibility for the accuracy or interpretation of company data re-purposed by 3rd parties

RSA daily Price versus Daily Available stocks (all classes & all sizes)

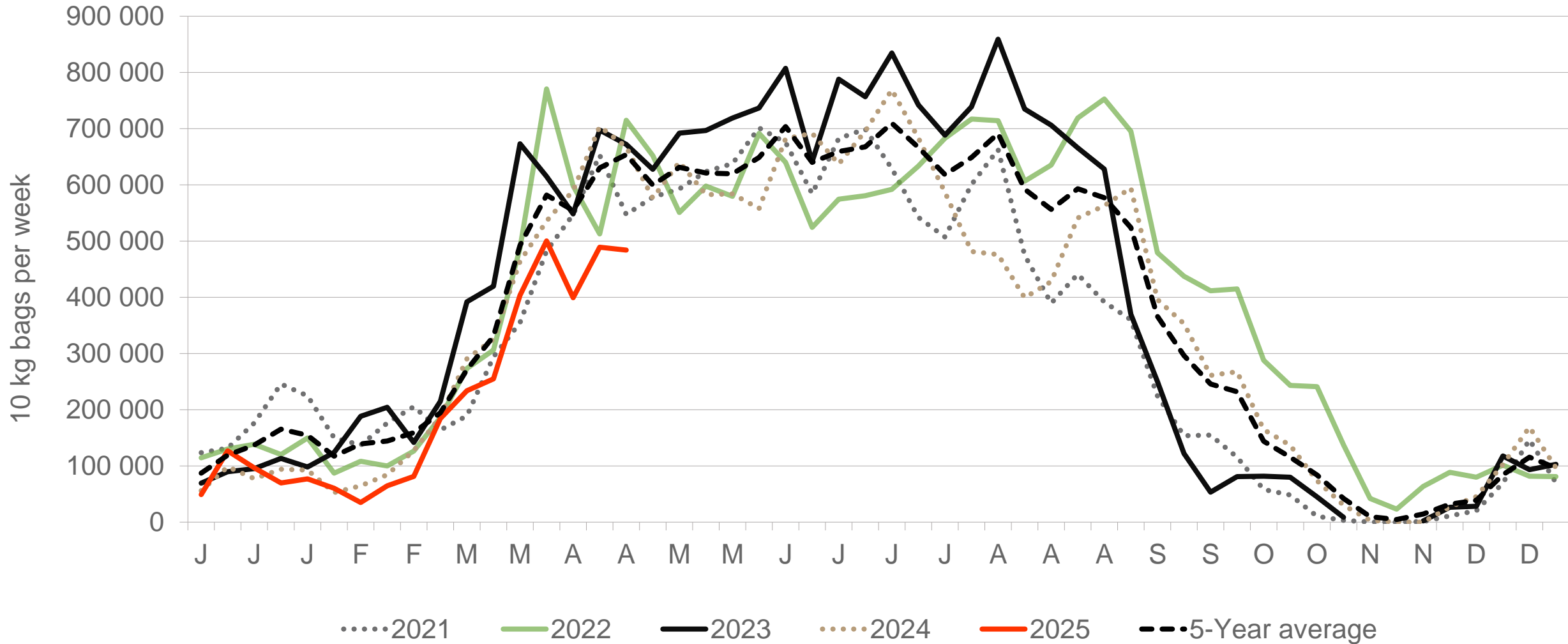


JHB market daily : Top 10% versus Bottom 10% prices – Class 1 Medium (Since January 2025)



Data disclaimer: Potatoes SA does not take responsibility for the accuracy or interpretation of company data re-purposed by 3rd parties

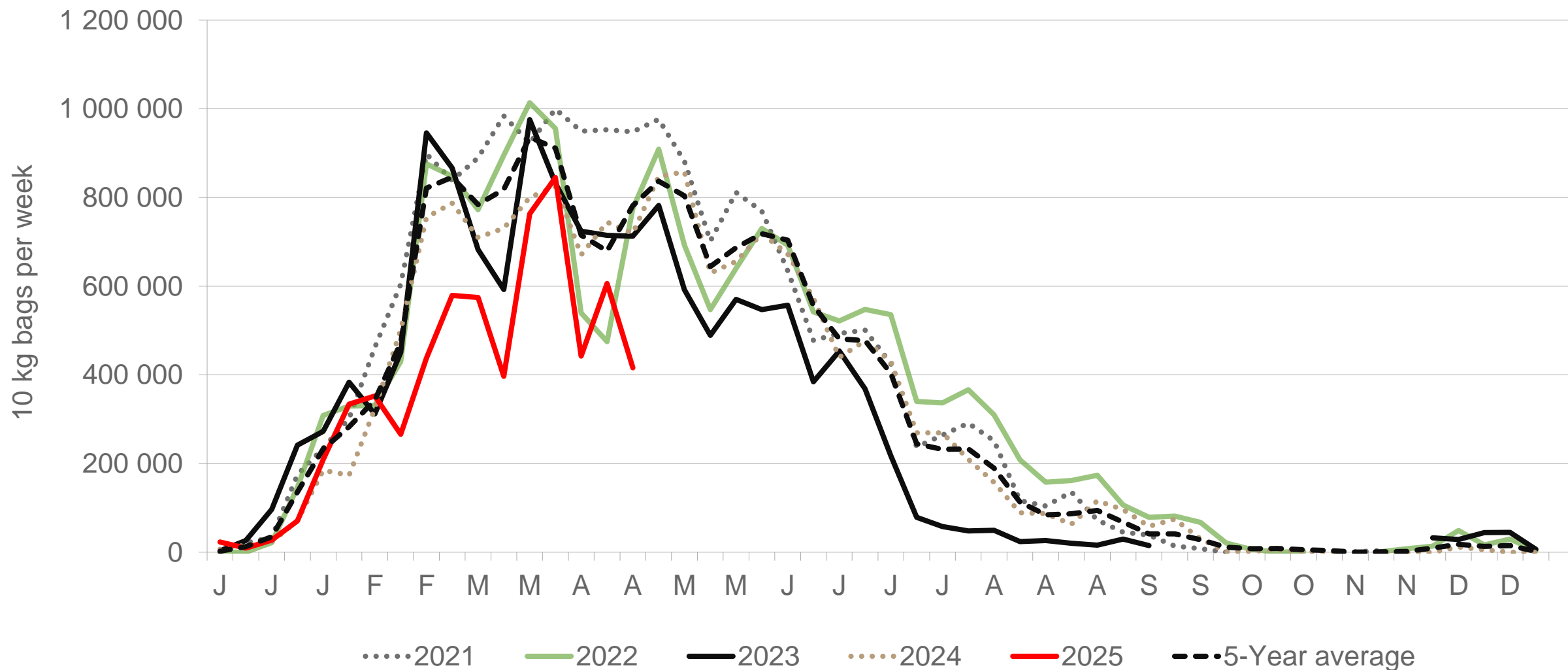
Western Free State : Amount of 10 kg bags per week sold on FPMs (all classes)



Sold 20% bags **less** than the first 17 weeks of 2024 and 1 323 071 bags **less** than the 5-year average (2020 to 2024) of the first 17 weeks of each year.

Data disclaimer: Potatoes SA does not take responsibility for the accuracy or interpretation of company data re-purposed by 3rd parties

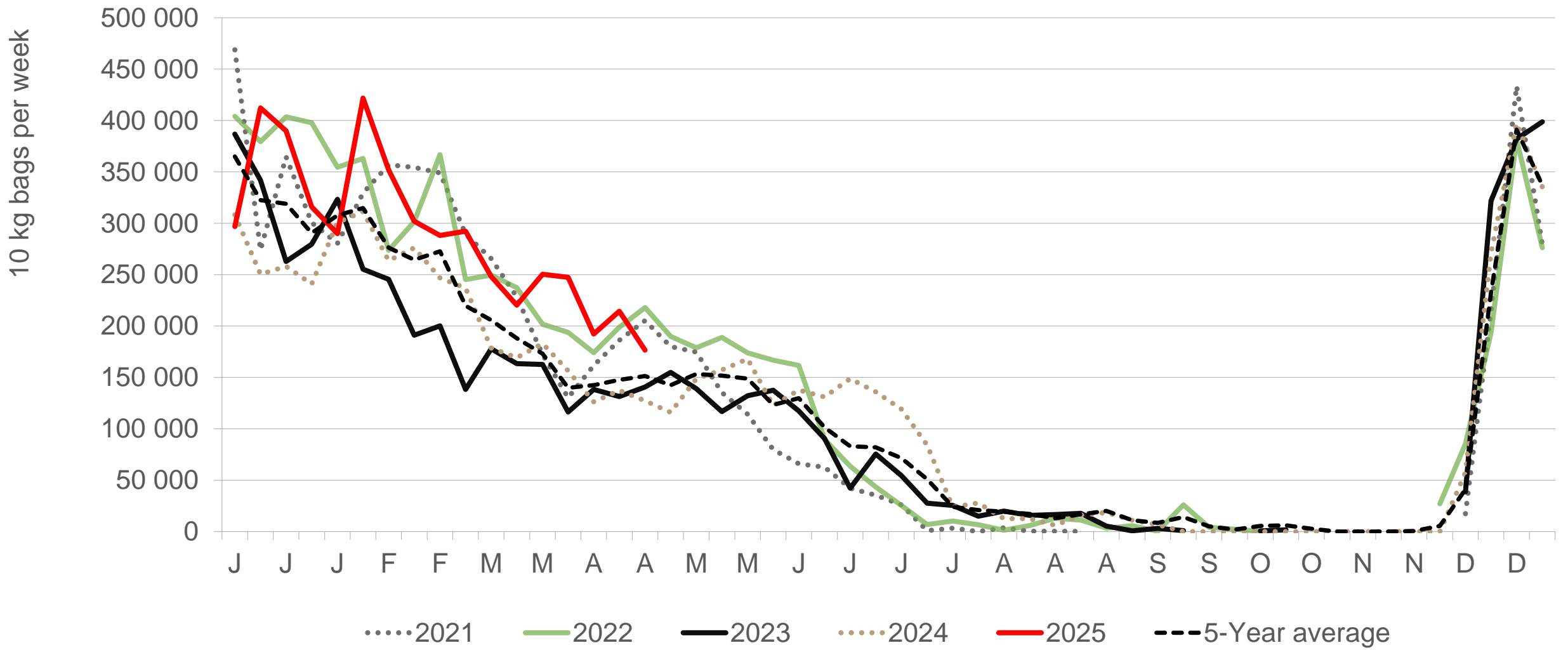
Eastern Free State: Amount of 10 kg bags per week sold on FPMs (all classes)



Sold 21% bags **less** than the first 17 weeks of 2024 and 2 456 728 bags **less** than the 5-year average (2020 to 2024) of the first 17 weeks of each year.

Data disclaimer: Potatoes SA does not take responsibility for the accuracy or interpretation of company data re-purposed by 3rd parties

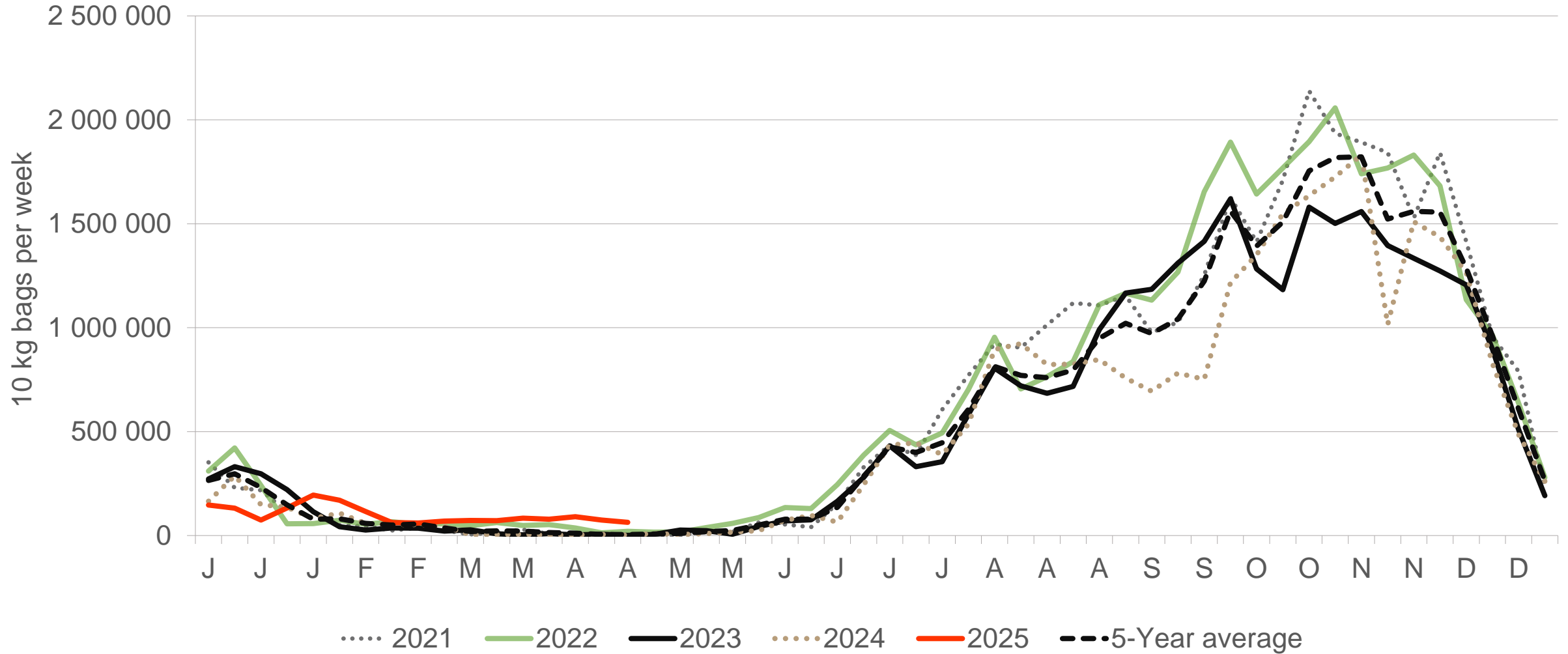
North-West: Amount of 10 kg bags per week sold on FPMs (all classes)



Sold 30% bags **more** than the first 17 weeks of 2024 and 810 194 bags **more** than the 5-year average (2020 to 2024) of the first 17 weeks of each year.

Data disclaimer: Potatoes SA does not take responsibility for the accuracy or interpretation of company data re-purposed by 3rd parties

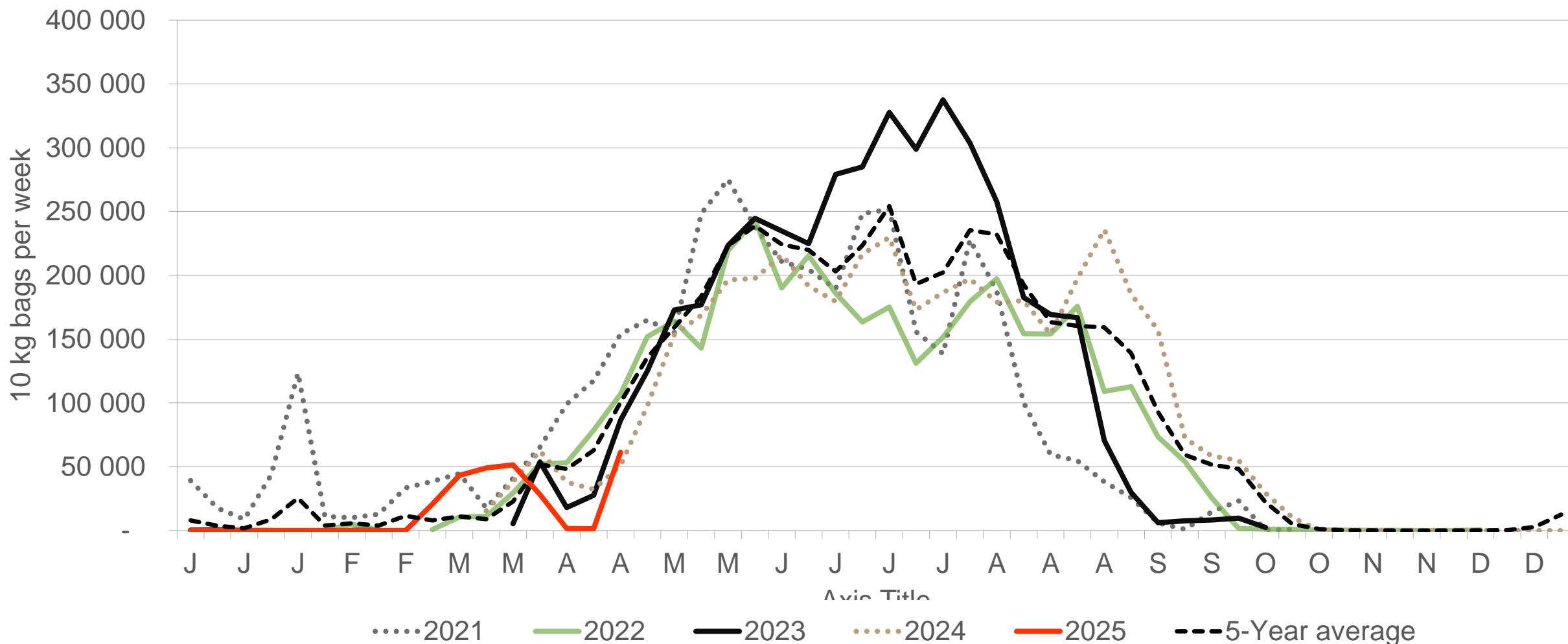
Limpopo: Amount of 10 kg bags per week sold on FPMs (all classes)



Sold 46% bags **more** than the first 17 weeks of 2024 and 291 665 bags **more** than the 5-year average (2020 to 2024) of the first 17 weeks of each year.

Data disclaimer: Potatoes SA does not take responsibility for the accuracy or interpretation of company data re-purposed by 3rd parties

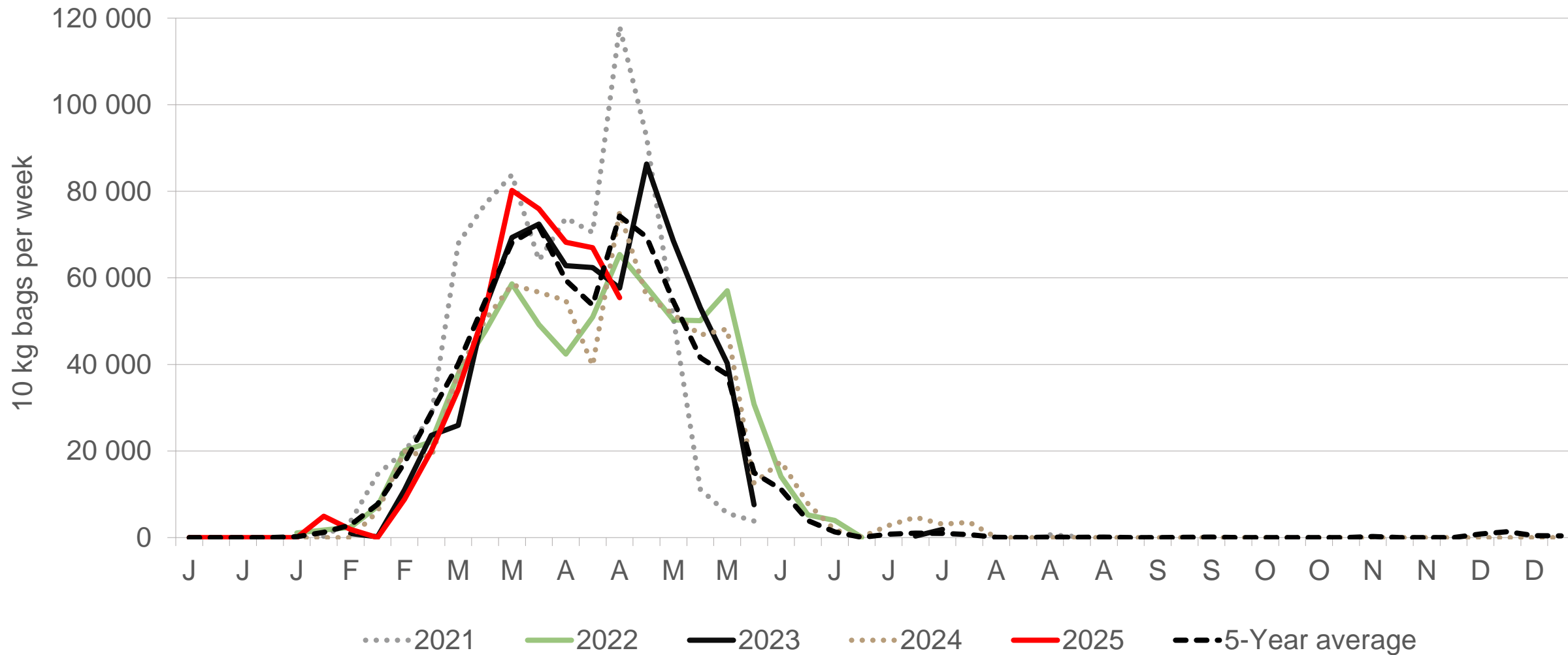
Northern Cape: Amount of 10 kg bags per week sold on FPMs (all classes)



Sold 8% bags **more** than the first 17 weeks of 2024 and 129 289 bags **less** than the 5-year average (2020 to 2024) of the first 17 weeks of each year.

Data disclaimer: Potatoes SA does not take responsibility for the accuracy or interpretation of company data re-purposed by 3rd parties

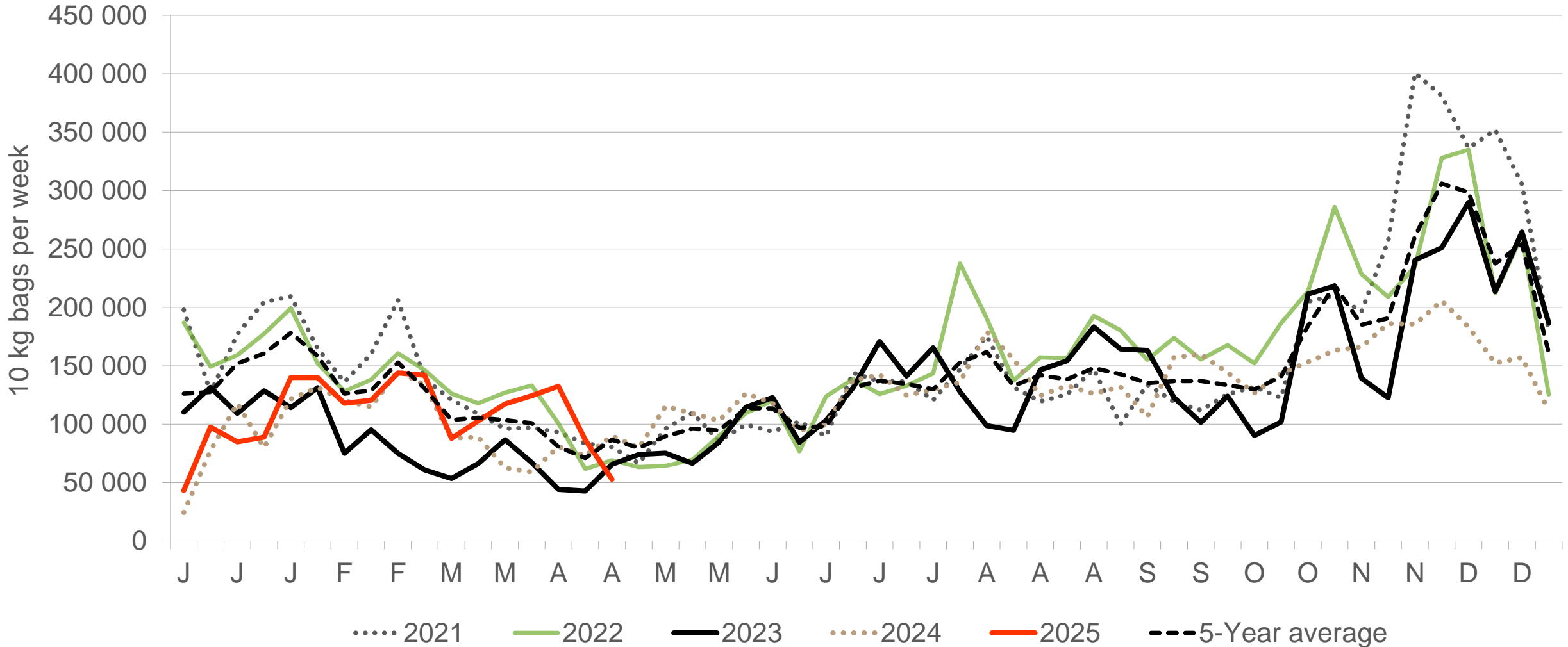
Ceres: Amount of 10 kg bags per week sold on FPMs (all classes)



Sold 12% bags **more** than the first 17 weeks of 2024 and 11 157 bags **less** than the 5-year average (2020 to 2024) of the first 17 weeks of each year.

Data disclaimer: Potatoes SA does not take responsibility for the accuracy or interpretation of company data re-purposed by 3rd parties

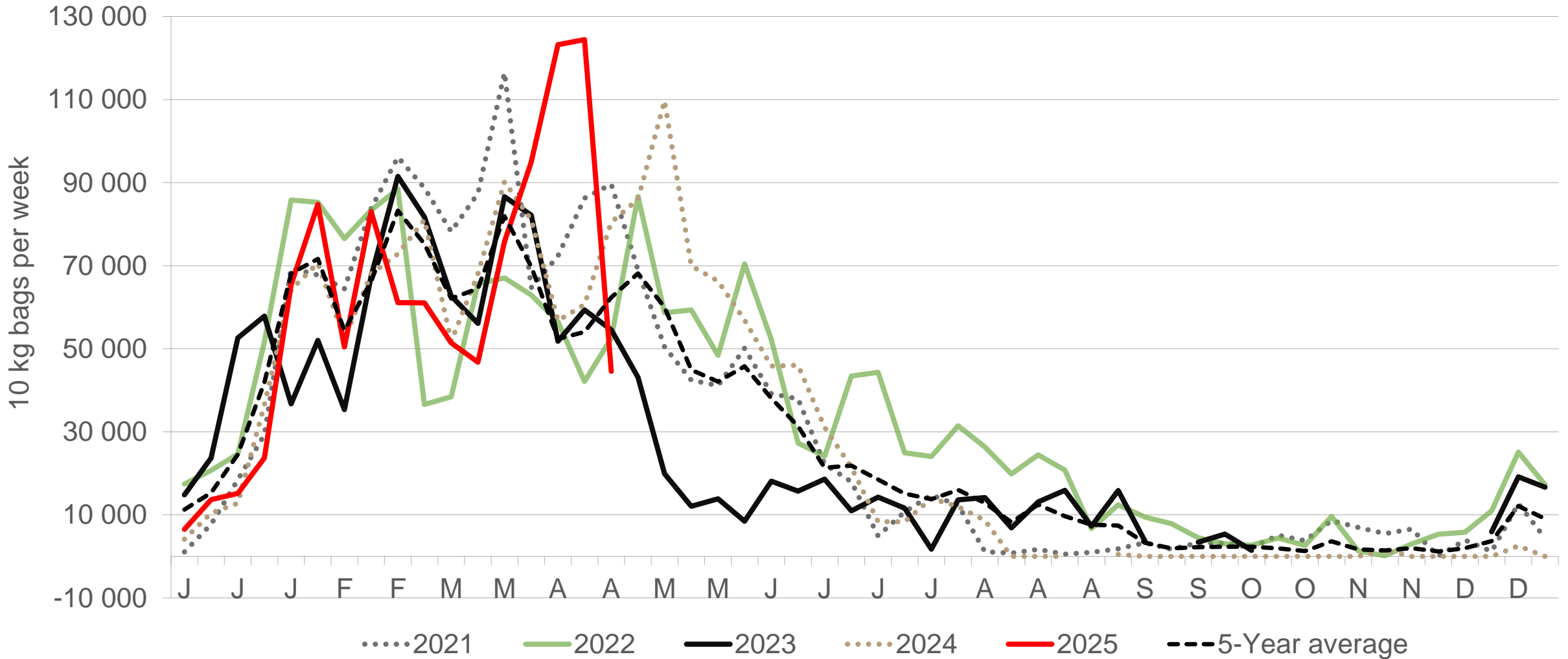
Sandveld: Amount of 10 kg bags per week sold on FPMs (all classes)



Sold 13% bags **more** than the first 17 weeks of 2024 and 270 495 bags **less** than the 5-year average (2020 to 2024) of the first 17 weeks of each year.

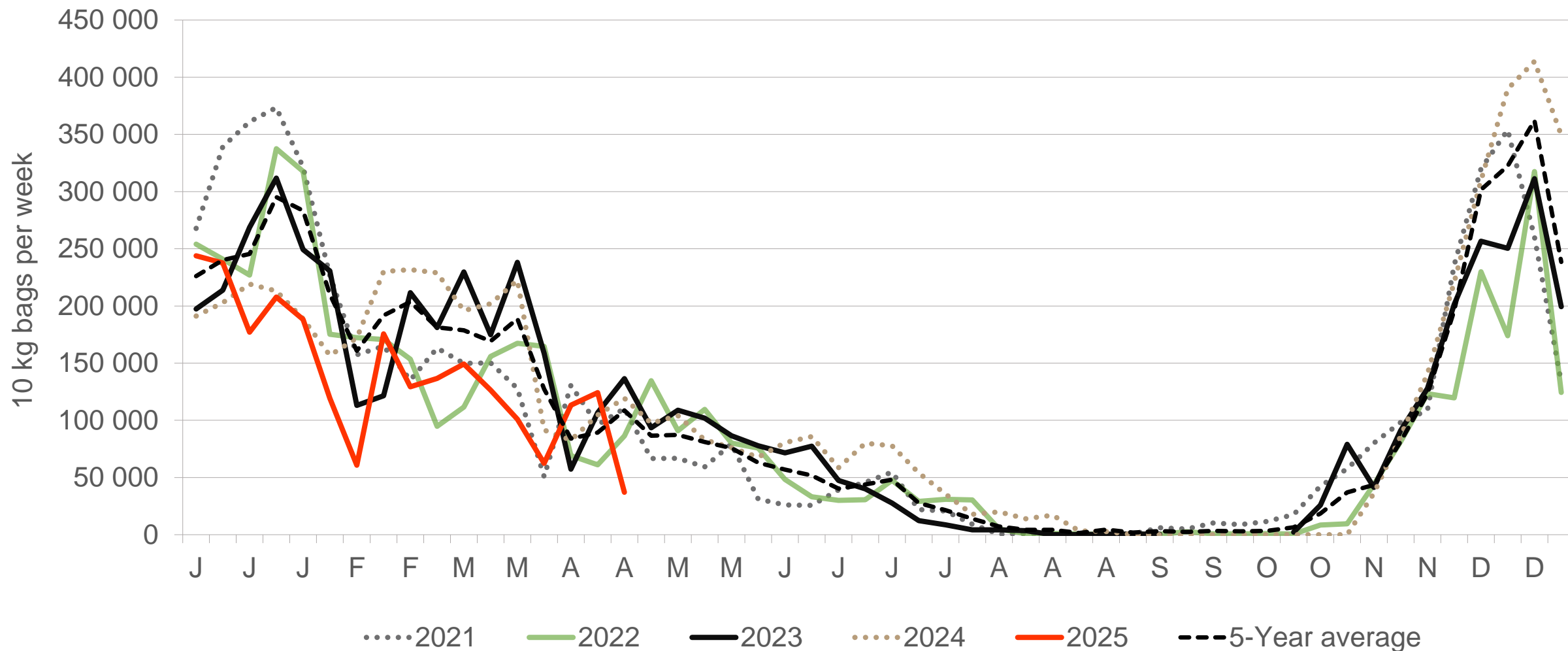
Data disclaimer: Potatoes SA does not take responsibility for the accuracy or interpretation of company data re-purposed by 3rd parties

North Eastern Cape: Amount of 10 kg bags per week sold on FPMs (all classes)



Sold 7% bags more than the first 17 weeks of 2024 and 67 000 bags more than the 5-year average (2020 to 2024) of the first 17 weeks of each year.

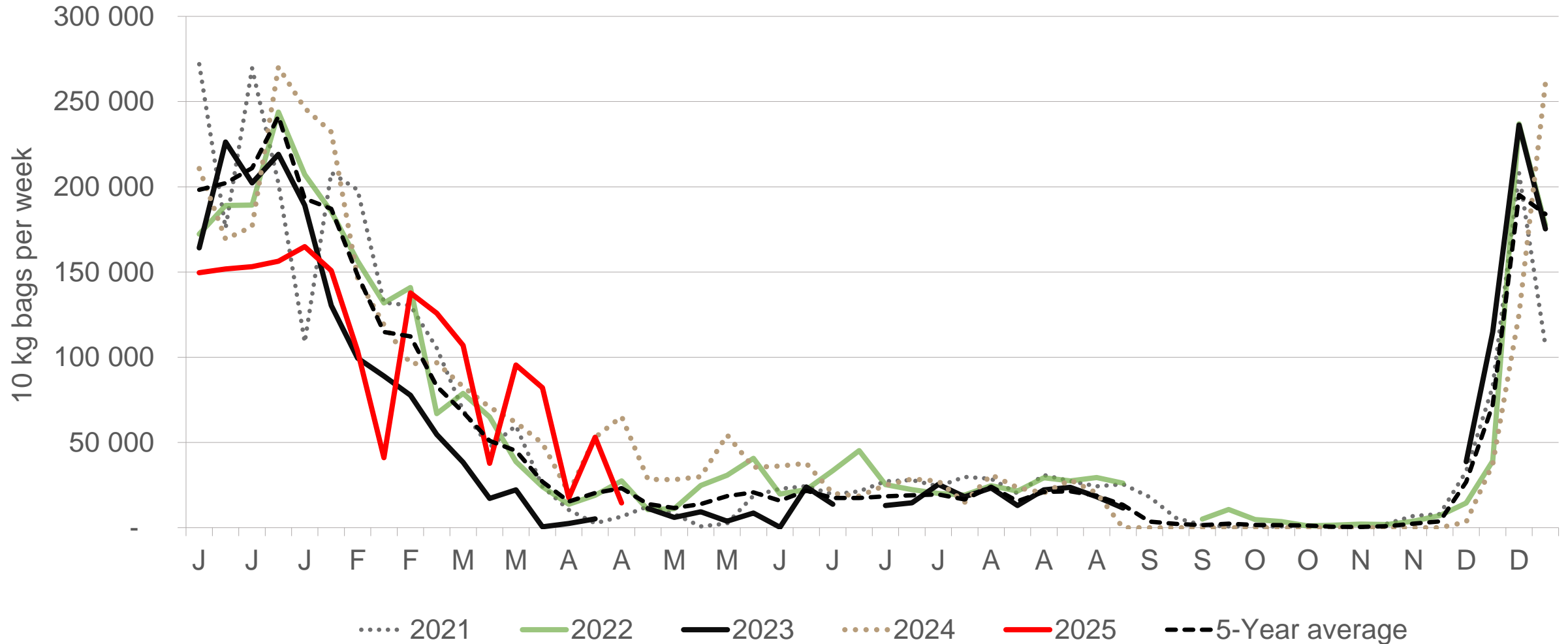
KwaZulu-Natal: Amount of 10 kg bags per week sold on FPMs (all classes)



Sold 22% bags **less** than the first 17 weeks of 2024 and 793 626 bags **less** than the 5-year average (2020 to 2024) of the first 17 weeks of each year.

Data disclaimer: Potatoes SA does not take responsibility for the accuracy or interpretation of company data re-purposed by 3rd parties

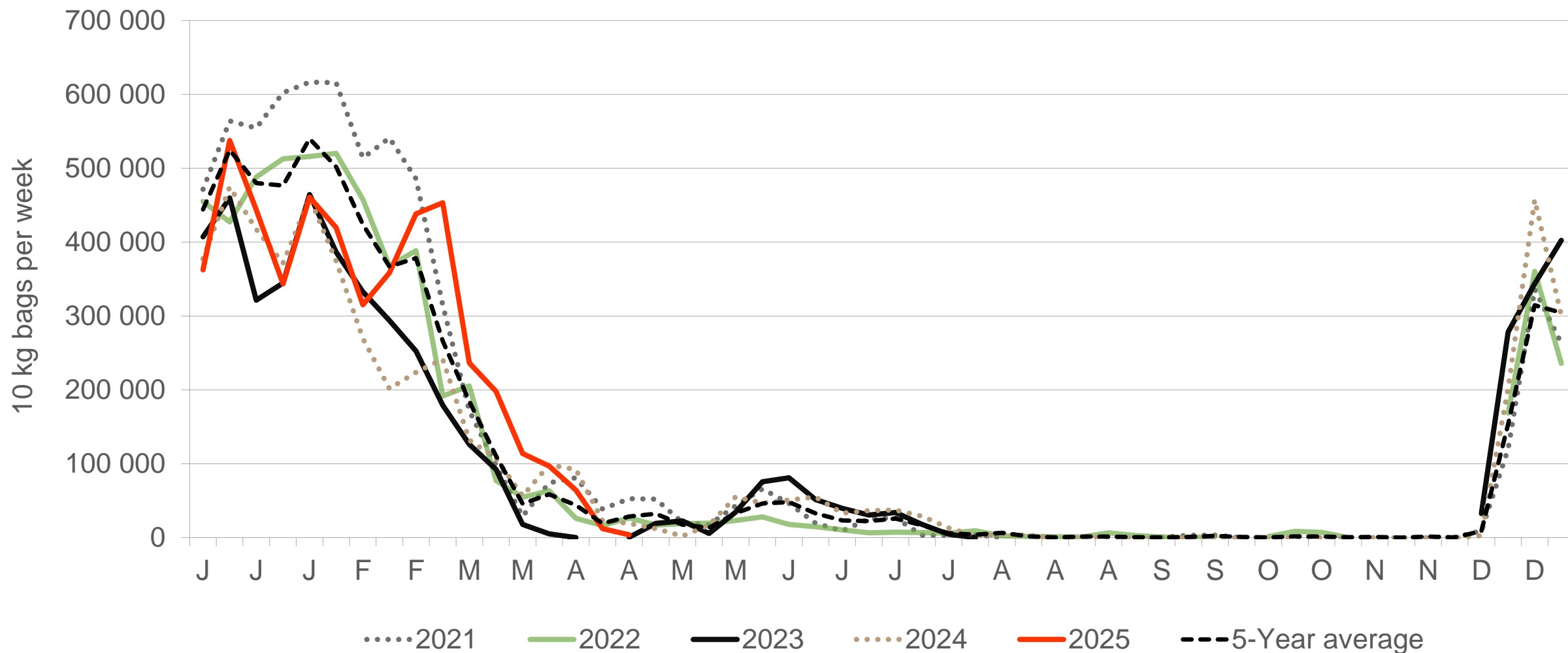
Gauteng: Amount of 10 kg bags per week sold on FPMs (all classes)



Sold 20% bags **less** than the first 17 weeks of 2024 and 198 137 bags **less** than the 5-year average (2020 to 2024) of the first 17 weeks of each year.

Data disclaimer: Potatoes SA does not take responsibility for the accuracy or interpretation of company data re-purposed by 3rd parties

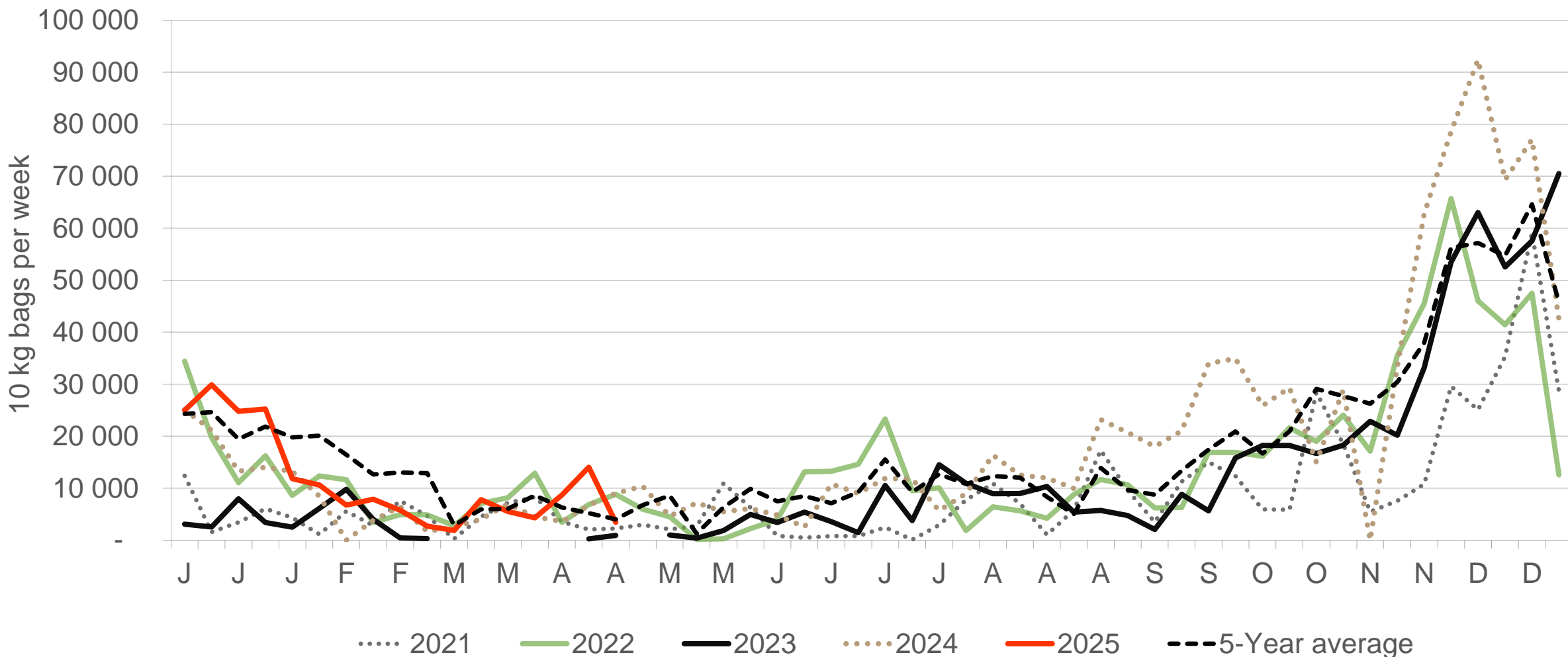
South Western Free State: Amount of 10 kg bags per week sold on FPMs (all classes)



Sold 23% bags **more** than the first 17 weeks of 2024 and 36 078 bags **less** than the 5-year average (2020 to 2024) of the first 17 weeks of each year.

Data disclaimer: Potatoes SA does not take responsibility for the accuracy or interpretation of company data re-purposed by 3rd parties

Eastern Cape: Amount of 10 kg bags per week sold on FPMs (all classes)



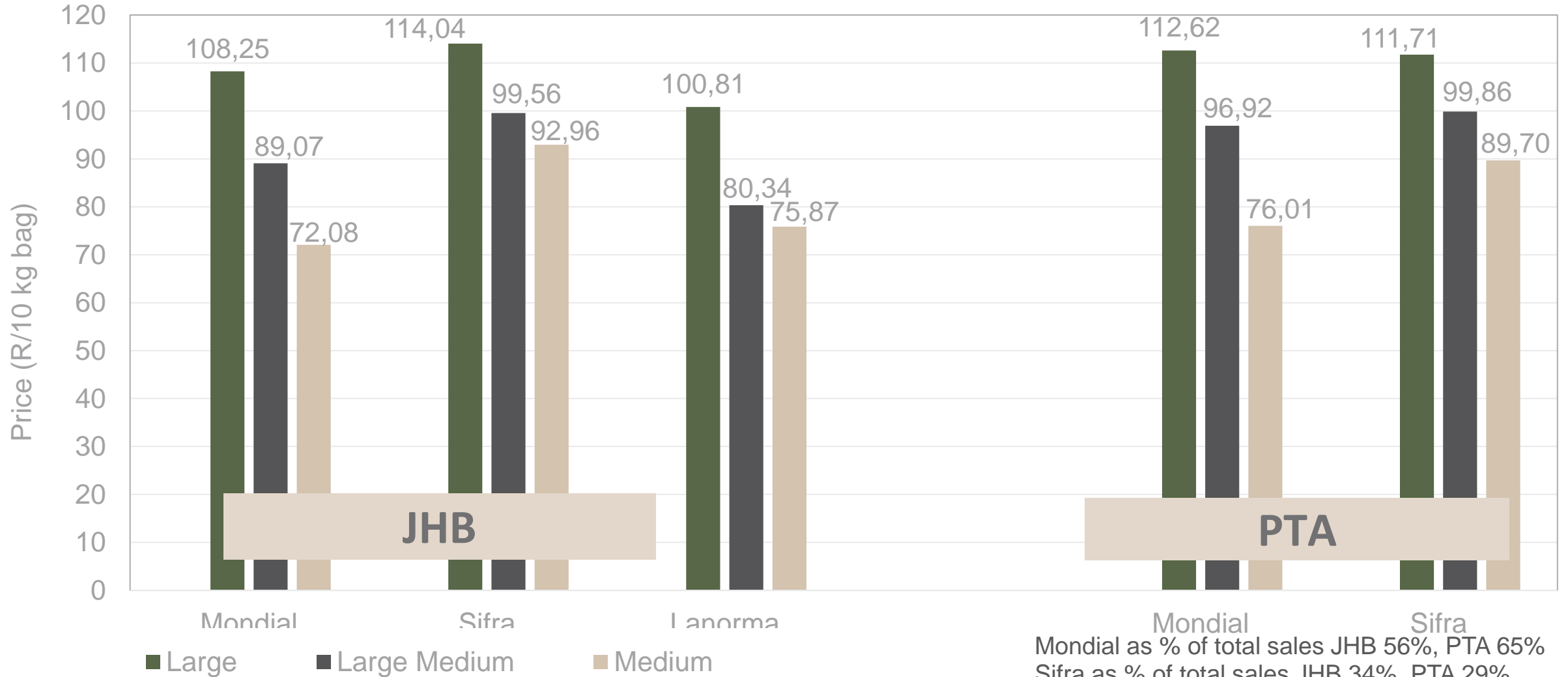
Sold 36% bags **more** than the first 17 weeks of 2024 and 25 524 bags **more** than the 5-year average (2020 to 2024) of the 17 weeks of each year.

Average weekly prices and volumes for 10 kg bags of potatoes sold on selected markets from selected production regions

| Klas & Grootte | Eastern Free State | | | | Western Free State | | | | North West | | | | North Eastern Cape | | | | KwaZulu-Natal | | | | Sandveld | | All Regions | |
|----------------|--------------------|------------------|----------------|------------------|--------------------|------------------|----------------|------------------|----------------|------------------|----------------|------------------|--------------------|------------------|----------------|------------------|----------------|------------------|----------------|------------------|----------------|------------------|----------------|------------------|
| | JOH | | PRE | | JOH | | PRE | | JOH | | PRE | | POR | | EAS | | DUR | | PIE | | CAP | | All Markets | |
| | Volume 10kg | Prices R/10kg | Volume 10kg | Prices R/10kg | Volume 10kg | Prices R/10kg | Volume 10kg | Prices R/10kg | Volume 10kg | Prices R/10kg | Volume 10kg | Prices R/10kg | Volume 10kg | Prices R/10kg | Volume 10kg | Prices R/10kg | Volume 10kg | Prices R/10kg | Volume 10kg | Prices R/10kg | Volume 10kg | Prices R/10kg | Volume 10kg | Prices R/10kg |
| 1L | 43 600 | 107,04 | 14 830 | 110,28 | 26 978 | 115,07 | 12 623 | 117,10 | 9 525 | 116,31 | 454 | 91,16 | 707 | 88,42 | 1 321 | 73,63 | 6 229 | 100,93 | 1 207 | 107,58 | 1 597 | 112,08 | 170 416 | 109,05 |
| 1L/M | 49 264 | 88,93 | 15 523 | 93,78 | 61 899 | 98,42 | 17 827 | 103,22 | 13 196 | 98,04 | 1 380 | 91,90 | 1 722 | 83,41 | 1 304 | 70,24 | 9 951 | 83,99 | 1 512 | 80,23 | 4 824 | 107,98 | 285 242 | 93,05 |
| 1M | 33 167 | 72,38 | 13 483 | 70,57 | 58 946 | 85,28 | 20 140 | 88,19 | 13 696 | 85,32 | 1 708 | 85,93 | 2 266 | 69,99 | 3 781 | 62,98 | 1 265 | 29,95 | 97 | 65,15 | 11 957 | 98,23 | 290 832 | 80,38 |
| 1S | 10 292 | 36,22 | 4 371 | 31,47 | 8 495 | 41,57 | 2 373 | 48,56 | 20 662 | 42,96 | 2 221 | 43,56 | 1 074 | 45,86 | 1 275 | 54,98 | - | - | 52 | 25,87 | 8 260 | 64,85 | 101 412 | 47,08 |
| 1S/M | 9 904 | 48,31 | 3 057 | 47,29 | 28 950 | 58,08 | 7 945 | 65,15 | 18 418 | 69,40 | 1 508 | 64,10 | 387 | 74,32 | 16 | 39,56 | - | - | 26 | 40,00 | 39 | 28,72 | 118 686 | 60,79 |
| 1XL | 191 | 60,80 | - | - | - | - | - | - | - | - | - | - | - | - | - | - | - | - | - | - | - | - | 191 | 60,80 |
| 1XS | 2 299 | 26,88 | - | - | 3 485 | 49,22 | - | - | 4 372 | 59,30 | - | - | - | - | - | - | - | - | - | - | - | - | 12 899 | 46,82 |
| 1XXS | - | - | - | - | - | - | - | - | - | - | - | - | - | - | - | - | - | - | - | - | - | - | - | - |
| 2L | 19 841 | 82,14 | 10 757 | 98,09 | 5 979 | 96,34 | 3 405 | 99,00 | 2 020 | 86,88 | 570 | 88,69 | 345 | 77,84 | 1 055 | 82,47 | 532 | 89,55 | 220 | 95,68 | 842 | 65,44 | 71 146 | 89,23 |
| 2L/M | 7 519 | 75,66 | 11 975 | 84,21 | 7 148 | 78,05 | 7 768 | 85,73 | 1 314 | 73,00 | 1 167 | 88,41 | 1 103 | 68,01 | 880 | 71,53 | 450 | 76,97 | 440 | 83,67 | 4 188 | 83,36 | 83 888 | 77,10 |
| 2M | 12 267 | 59,23 | 6 798 | 66,75 | 8 766 | 57,80 | 8 296 | 70,19 | 9 168 | 60,13 | 1 289 | 72,71 | 585 | 59,23 | 1 877 | 58,10 | - | - | 330 | 76,00 | 4 302 | 75,25 | 94 820 | 61,42 |
| 2S | 2 218 | 31,32 | 1 924 | 34,53 | 1 191 | 34,02 | 890 | 37,28 | 7 | 30,00 | 433 | 38,49 | 390 | 47,64 | 1 520 | 45,67 | - | - | - | - | 4 379 | 52,43 | 19 701 | 39,16 |
| 2S/M | 3 065 | 33,51 | 730 | 43,30 | 3 144 | 42,71 | 3 963 | 51,52 | 2 954 | 41,72 | 835 | 59,16 | 105 | 70,00 | - | - | - | - | - | - | 149 | 33,96 | 30 794 | 43,66 |
| 2XL | - | - | - | - | - | - | - | - | - | - | - | - | - | - | - | - | - | - | - | - | - | - | - | - |
| 2XS | - | - | - | - | 1 585 | 11,98 | - | - | 72 | 41,88 | - | - | - | - | - | - | - | - | - | - | - | - | 4 414 | 16,68 |
| 2XXS | - | - | - | - | - | - | - | - | - | - | - | - | - | - | - | - | - | - | - | - | - | - | - | - |
| 3L | 5 231 | 66,08 | 8 734 | 73,93 | 2 245 | 62,83 | 1 885 | 65,14 | - | - | - | - | - | - | 158 | 46,33 | - | - | 110 | 66,27 | - | - | 27 682 | 67,49 |
| 3L/M | 8 951 | 50,88 | 6 849 | 65,79 | 5 503 | 52,56 | 1 630 | 52,83 | 7 306 | 72,95 | 1 540 | 62,79 | - | - | 656 | 57,50 | - | - | - | - | 6 | 20,00 | 48 951 | 61,89 |
| 3M | 8 472 | 40,72 | 4 745 | 45,52 | 9 581 | 42,72 | 3 096 | 43,07 | 6 609 | 65,21 | 1 420 | 46,71 | 1 558 | 41,14 | 1 101 | 49,39 | - | - | - | - | 1 262 | 42,25 | 68 066 | 45,79 |
| 3S/M | 885 | 28,45 | 221 | 29,95 | 990 | 27,22 | 801 | 40,11 | 660 | 26,67 | 522 | 26,07 | - | - | - | - | - | - | - | - | - | - | 11 707 | 27,39 |
| 3XS | 330 | 10,45 | - | - | - | - | - | - | - | - | - | - | - | - | - | - | - | - | - | - | - | - | 330 | 10,45 |
| 3XXS | - | - | - | - | - | - | - | - | - | - | - | - | - | - | - | - | - | - | - | - | - | - | - | - |
| 4L | - | - | 3 208 | 63,44 | - | - | 220 | 70,00 | - | - | - | - | - | - | - | - | - | - | - | - | 229 | 30,00 | 3 657 | 61,74 |
| 4L/M | - | - | 2 496 | 38,95 | - | - | 440 | 14,64 | - | - | - | - | - | - | - | - | - | - | - | - | - | - | 3 234 | 38,00 |
| 4M | - | - | 318 | 35,58 | - | - | 333 | 20,51 | - | - | - | - | 197 | 25,05 | - | - | - | - | - | - | 222 | 13,83 | 2 851 | 33,53 |
| 4S | - | - | - | - | - | - | - | - | - | - | - | - | - | - | - | - | - | - | - | - | 62 | 51,34 | 62 | 51,34 |
| 4S/M | - | - | 113 | 10,04 | - | - | 543 | 29,85 | - | - | - | - | - | - | - | - | - | - | - | - | - | - | 851 | 26,65 |
| Total | 217 716 | 76,48 | 111 290 | 77,19 | 234 885 | 81,45 | 95 820 | 83,69 | 109 979 | 72,07 | 15 641 | 66,45 | 10 748 | 63,71 | 14 944 | 61,94 | 18 559 | 85,45 | 3 994 | 87,66 | 48 431 | 75,52 | 1 474 099 | 75,69 |

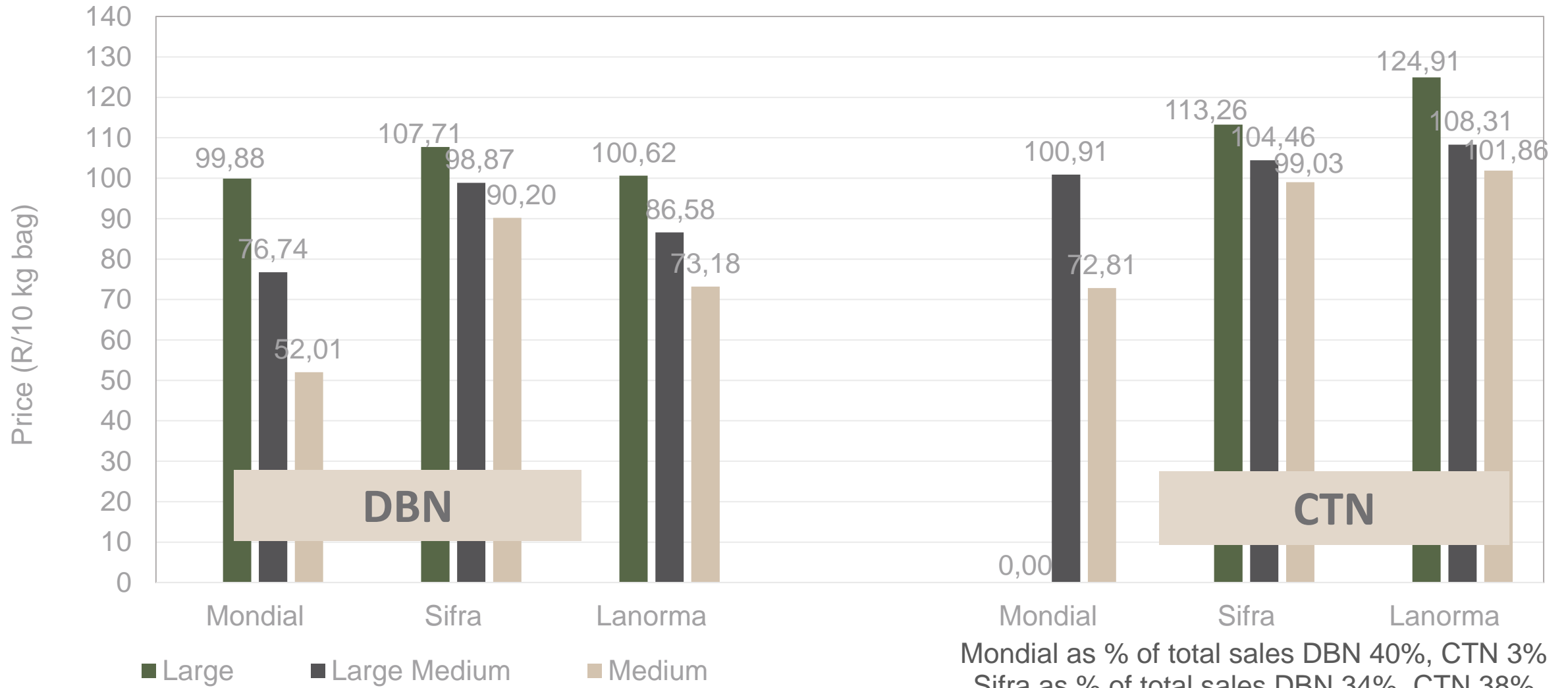
Data disclaimer: Potatoes SA does not take responsibility for the accuracy or interpretation of company data re-purposed by 3rd parties

PTA & JHB markets: Average Prices - Different Sizes (only 10 kg bags)



Mondial as % of total sales JHB 56%, PTA 65%
 Sifra as % of total sales JHB 34%, PTA 29%
 Lanorma as % of total sales JHB 7%, PTA 4%

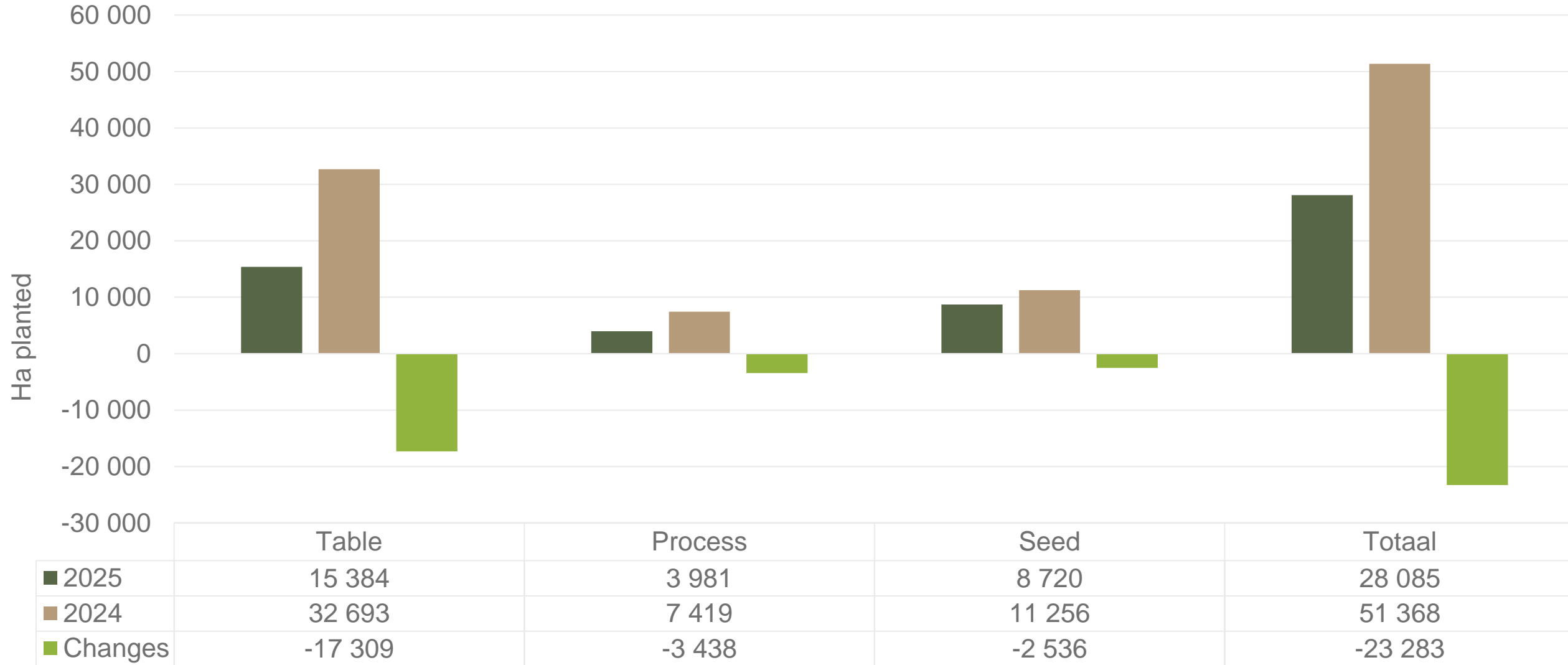
DBN & CTN markets: Average Prices - Different Sizes (only 10 kg bags)



Mondial as % of total sales DBN 40%, CTN 3%
 Sifra as % of total sales DBN 34%, CTN 38%
 Lanorma as % of total sales DBN 14%, CTN 41%

Data disclaimer: Potatoes SA does not take responsibility for the accuracy or interpretation of company data re-purposed by 3rd parties

Hectares planted to date for season 2024 versus 2025



Regions finished: Gauteng early, North West main, North Eastern Cape main, Eastern Free State main, Western Free State main, Ceres main, Northern cape early and main, Mpumalanga main

Data disclaimer: Potatoes SA does not take responsibility for the accuracy or interpretation of company data re-purposed by 3rd parties

Thank you for your time


Feel free to contact us

 Dikgetho@potatoes.co.za

Jodie@potatoes.co.za

 +27 (0)12 349 1906

 6 De Havilland Crescent
Persequor Techno Park
Persequor Park
Pretoria

 www.potatoes.co.za



Potatoes
Aartappels SA