



Weekly Market Information

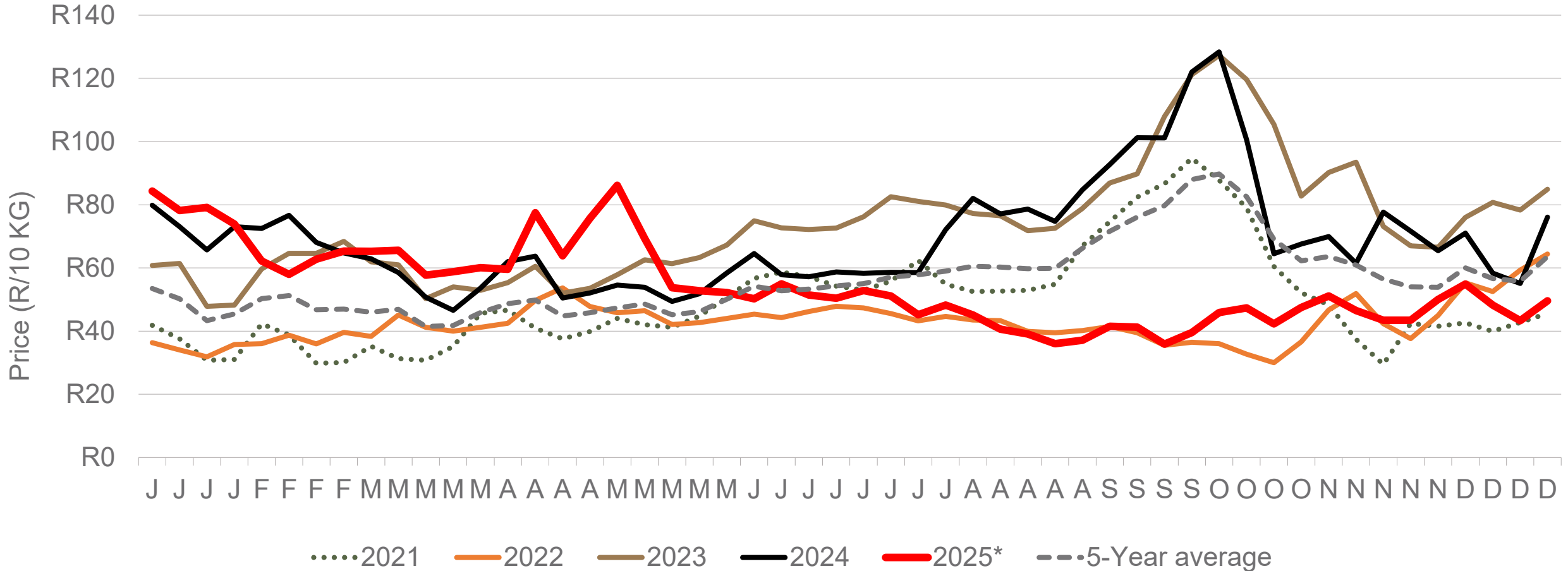
26 December 2025



**Potatoes
Aartappels SA**

www.potatoes.co.za



Average weekly price – all markets & all classes



Number of bags sold

36%

(Week on Week)



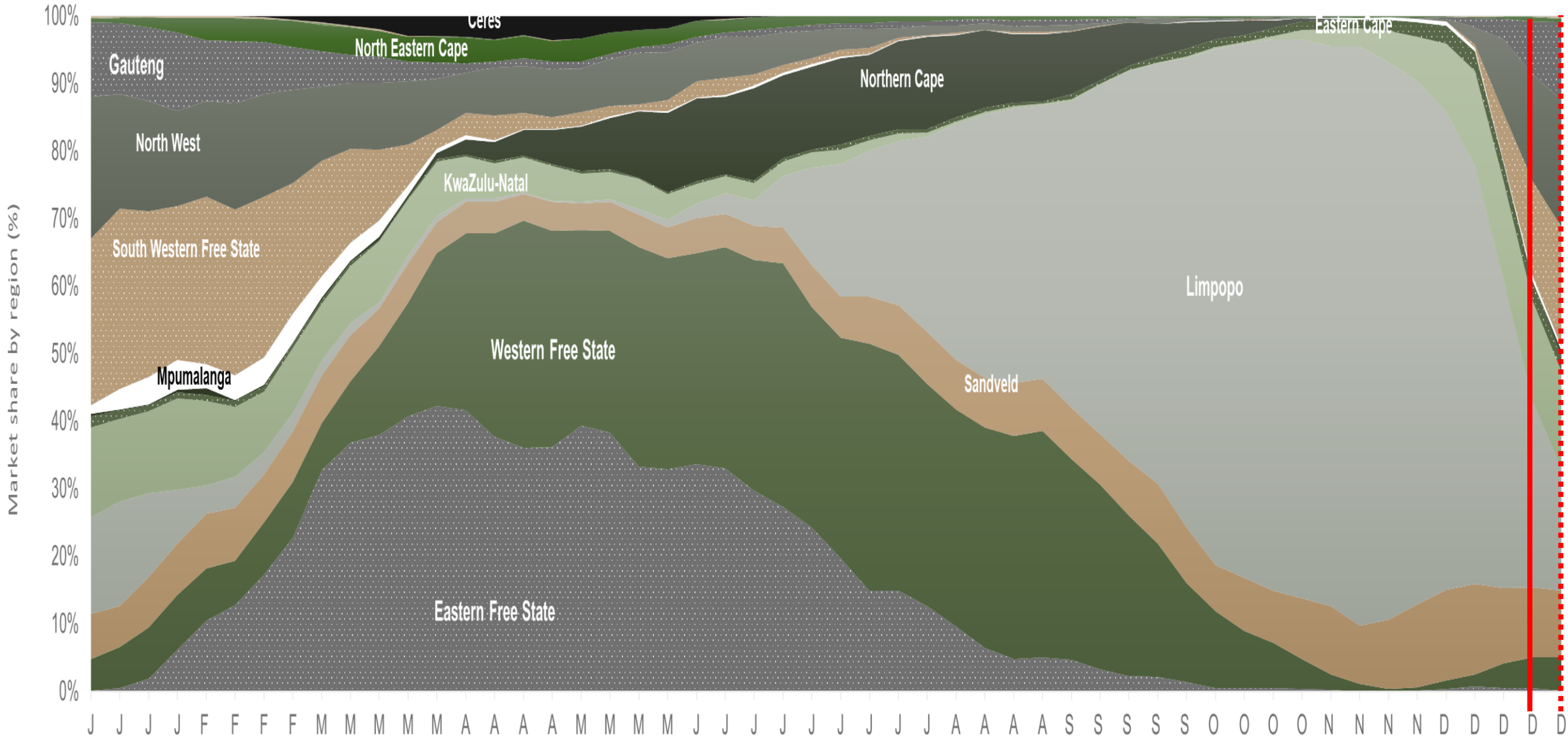
Average weekly price

14%

(Week on week)

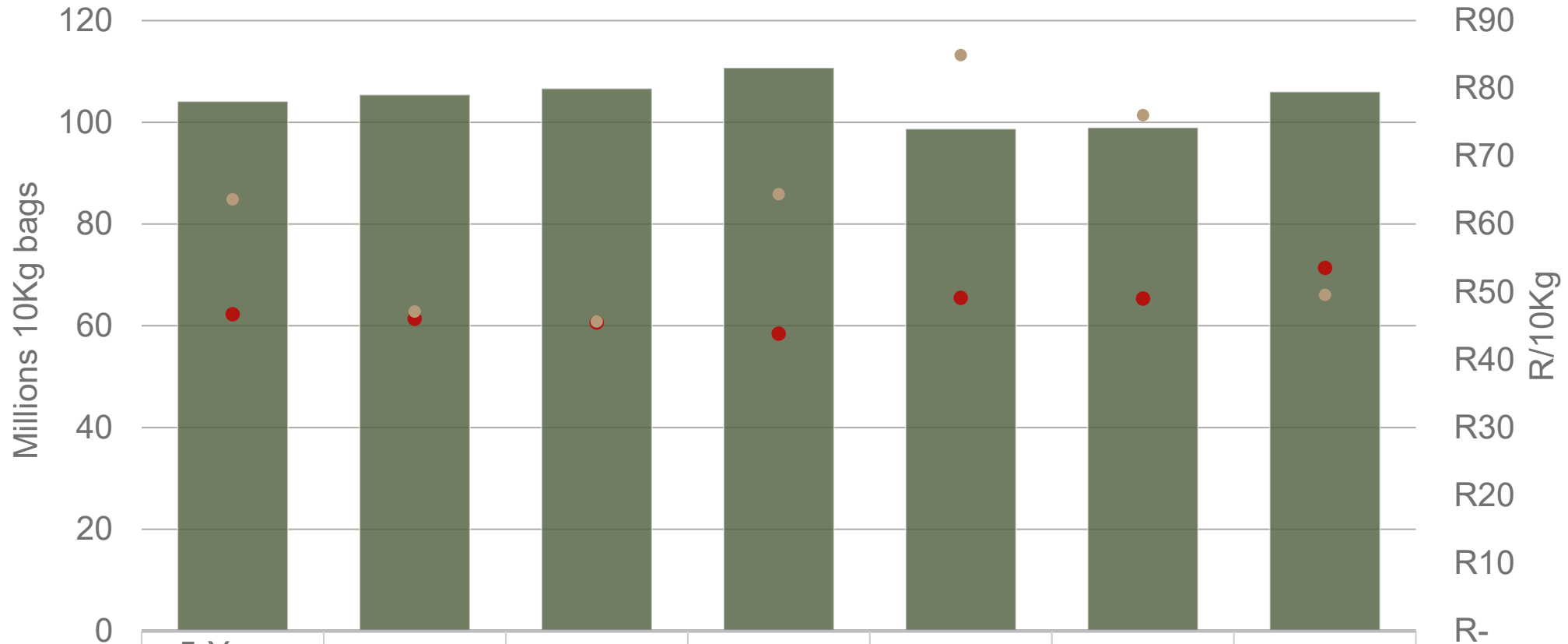


Market share of regions on fresh produce markets 2019-2024



Data disclaimer: Potatoes SA does not take responsibility for the accuracy or interpretation of company data re-purposed by 3rd parties

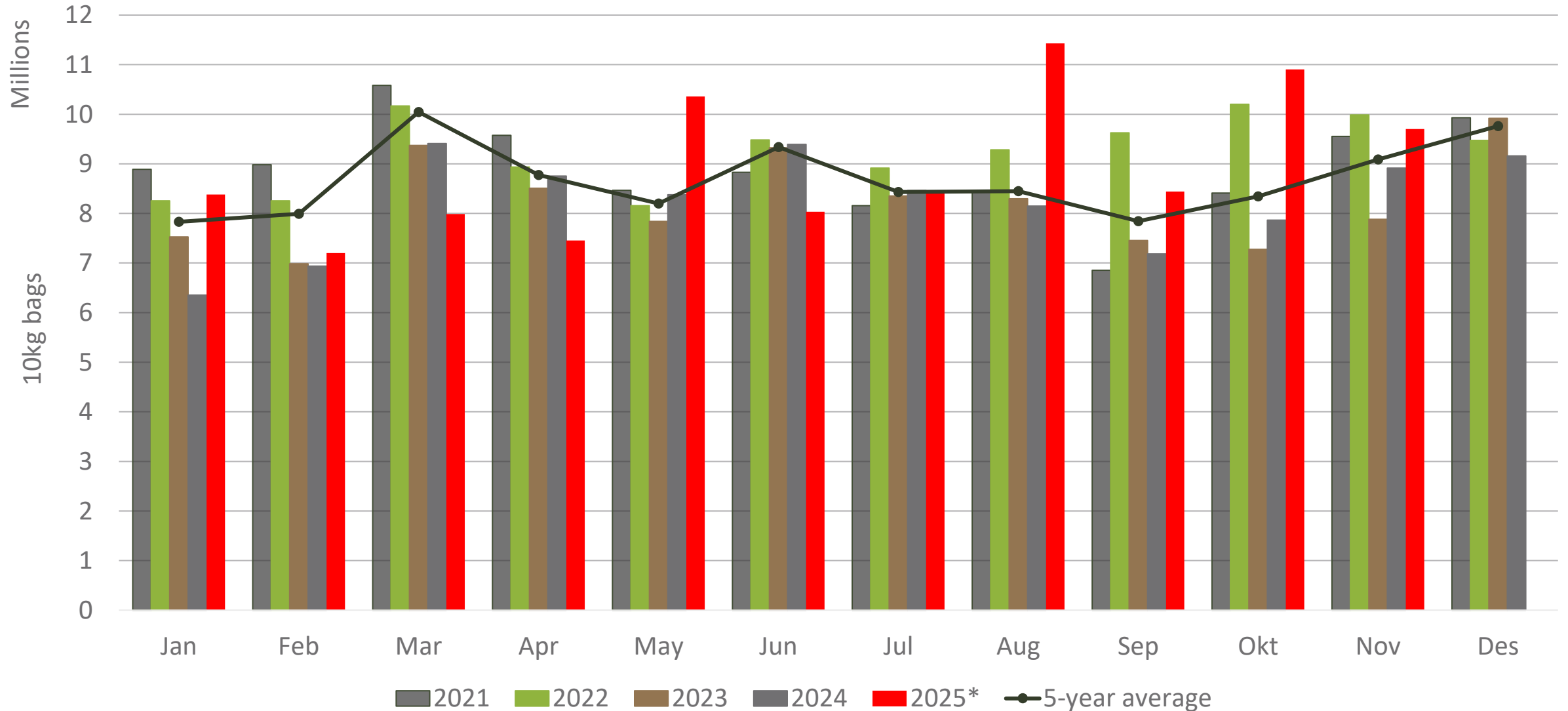
Cumulative total number of 10 kg bags sold on markets



Sold 1,918,260 bags **more** than the **5-year average** (2020 to 2024) of the first 52 weeks of 2025

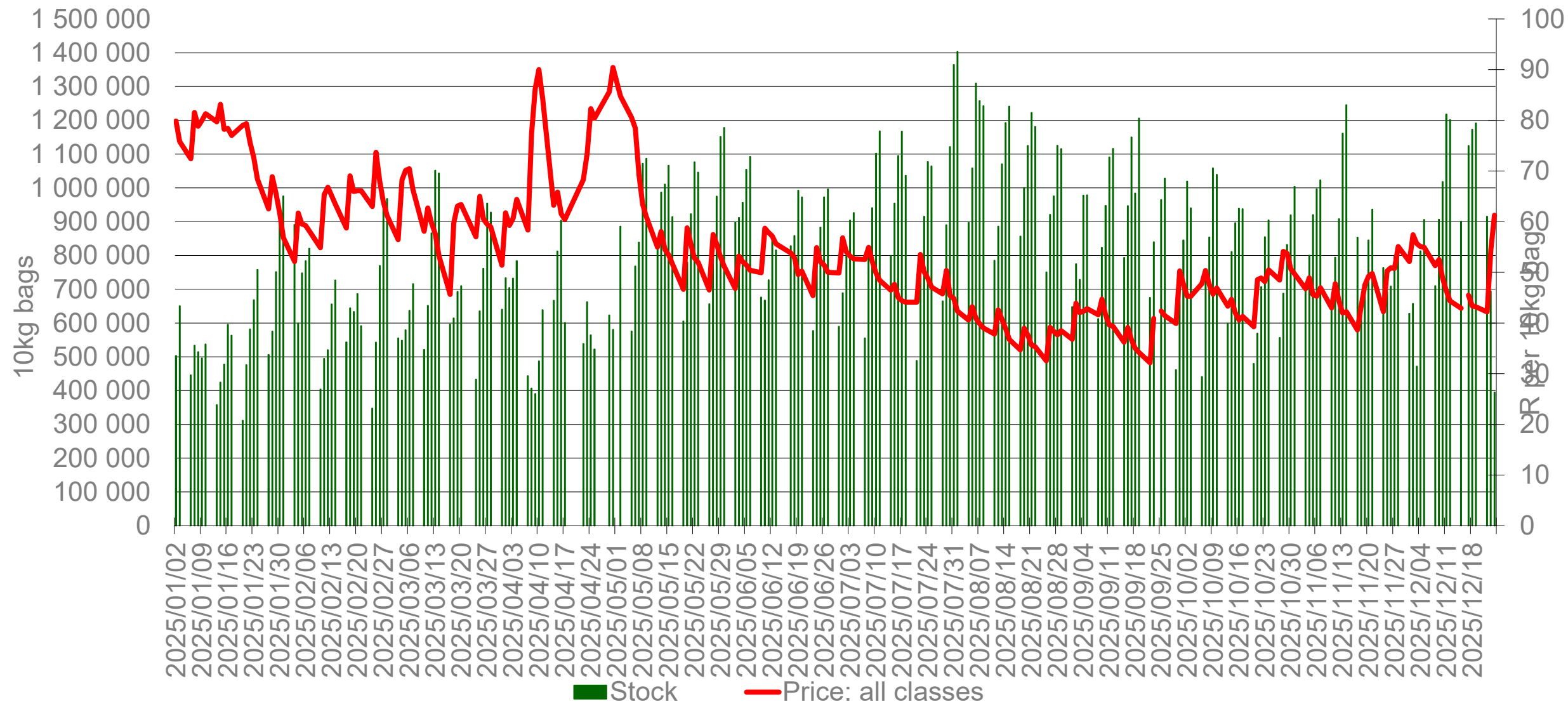
Data disclaimer: Potatoes SA does not take responsibility for the accuracy or interpretation of company data re-purposed by 3rd parties

Monthly sales volumes on markets: Potatoes



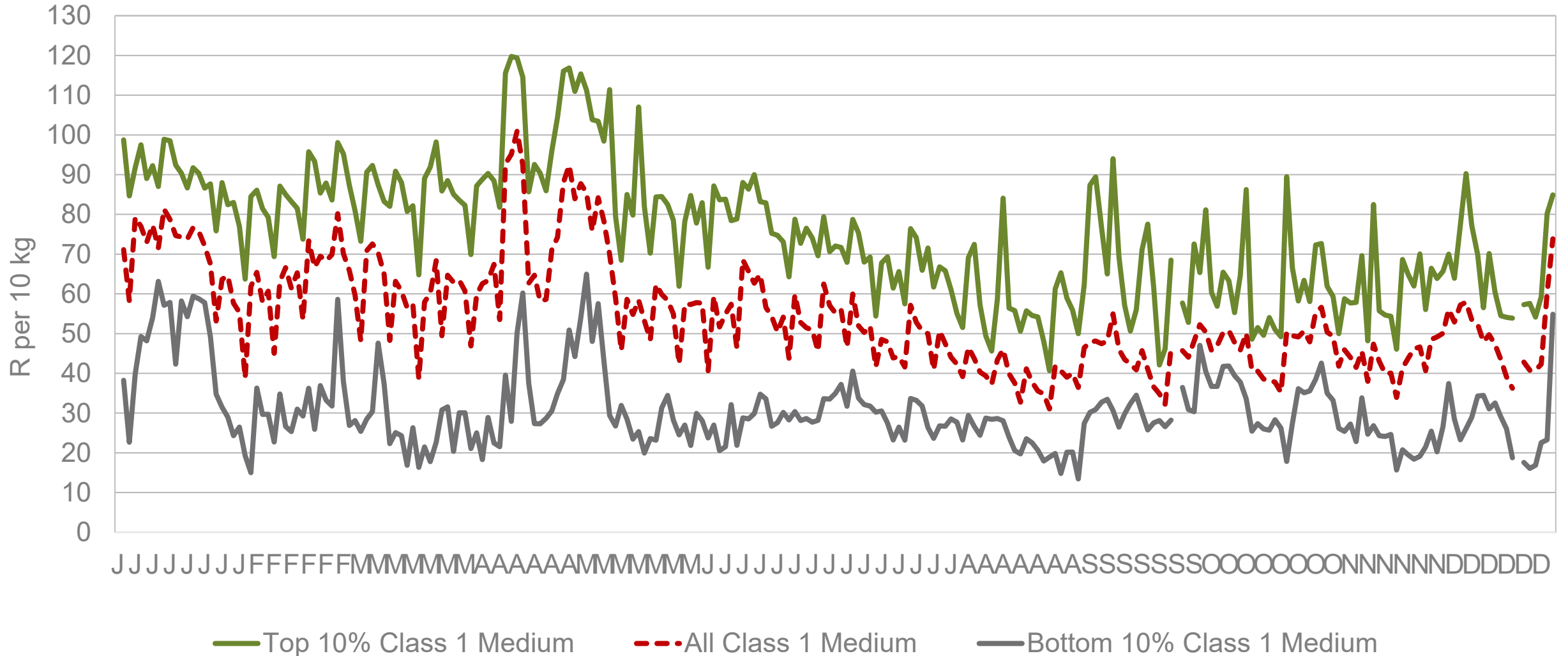
Data disclaimer: Potatoes SA does not take responsibility for the accuracy or interpretation of company data re-purposed by 3rd parties

RSA daily price versus daily available stocks (all classes & all sizes)



Data disclaimer: Potatoes SA does not take responsibility for the accuracy or interpretation of company data re-purposed by 3rd parties

JHB market daily : Top 10% versus bottom 10% prices – Class 1 Medium (since January 2025)



Data disclaimer: Potatoes SA does not take responsibility for the accuracy or interpretation of company data re-purposed by 3rd parties

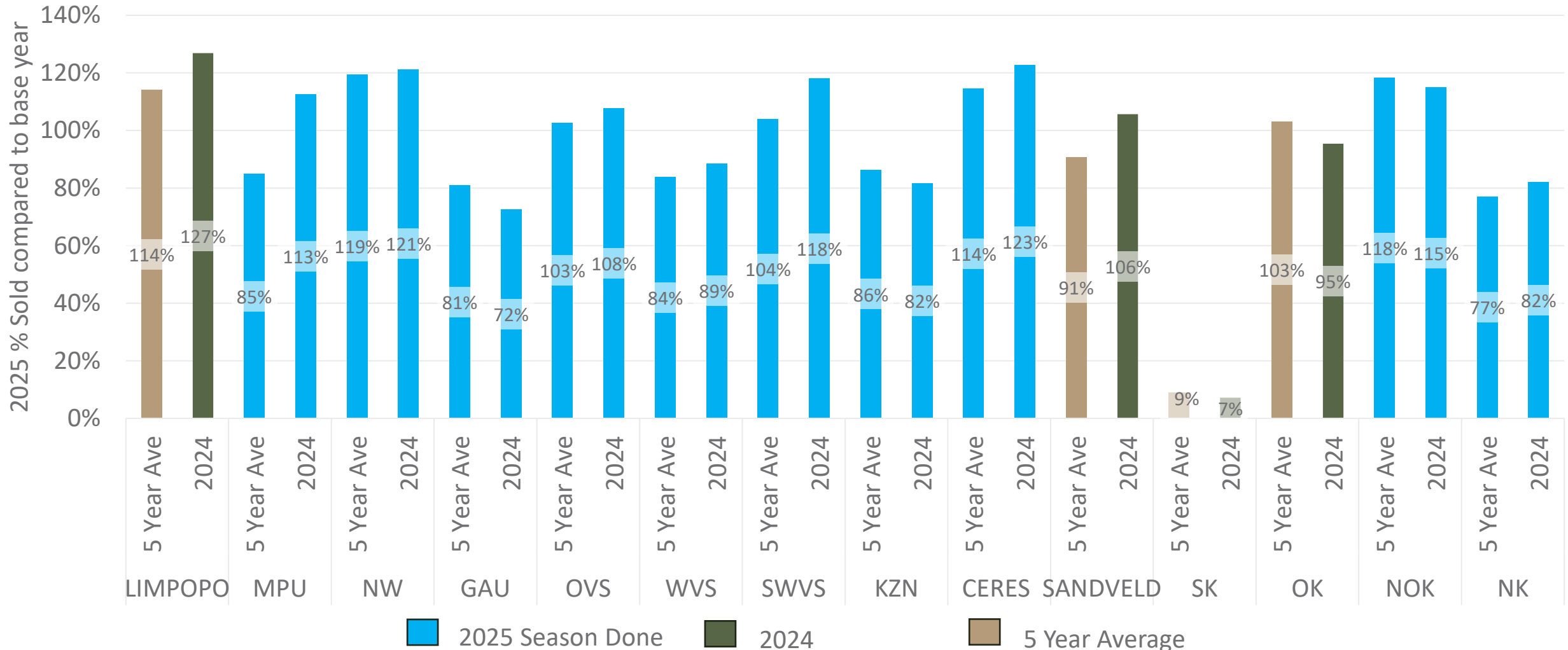
FPM Sales pace comparison per region

2025 compared to 5-year average and 2024



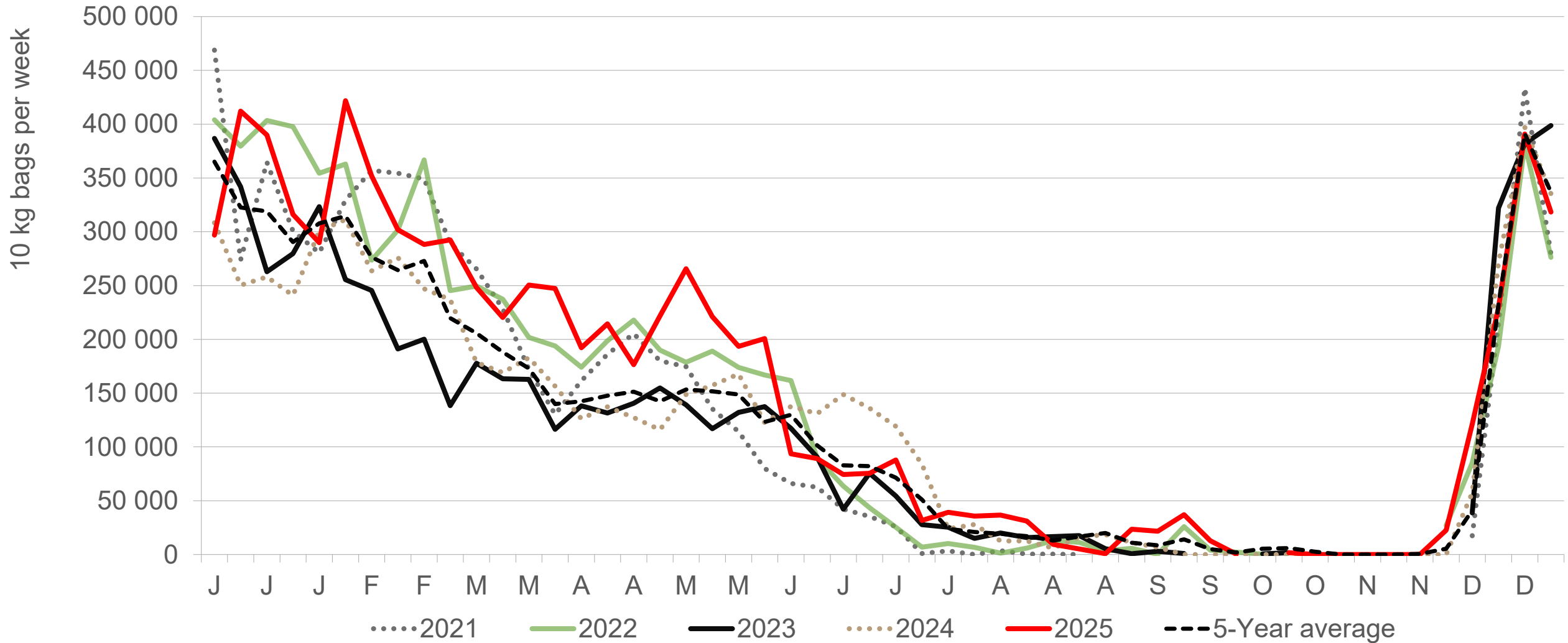
The *FPM Sales pace* compares the current year's cumulative volumes sold on the FPM with the previous year and the five-year average. Differences in these trends reflect variations in hectares planted, regional weather conditions, yield performance, and market timing. Blue indicates regions that are done delivering for this season. Seasons are based on calendar year.

Note: This comparison is based on total volumes sold, not on hectares planted



Data disclaimer: Potatoes SA does not take responsibility for the accuracy or interpretation of company data re-purposed by 3rd parties

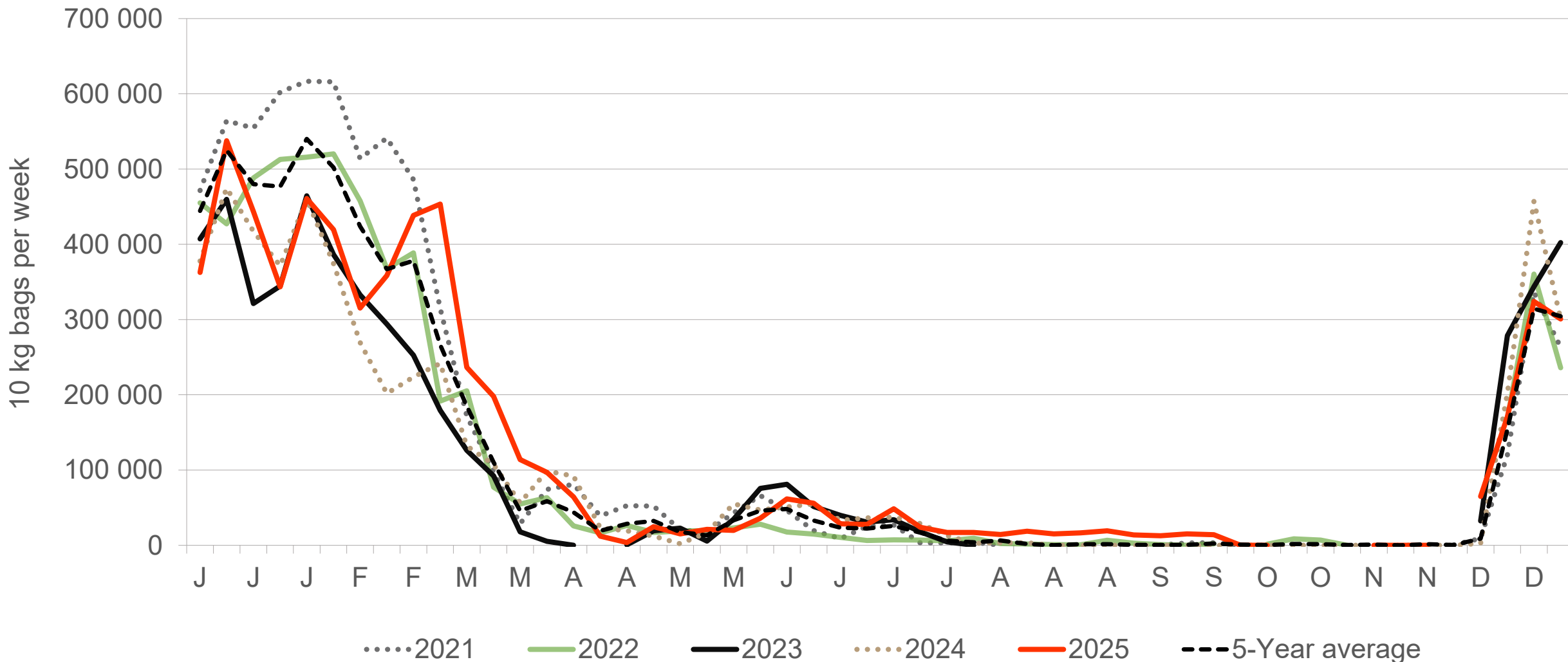
North-West: Amount of 10 kg bags per week sold on FPMs (all classes)



Sold 21% bags **more** than the first 52 weeks of 2024 and 1,271,594 **more** than the 5-year average (2020 to 2024) of the first 52 weeks of each year.

Data disclaimer: Potatoes SA does not take responsibility for the accuracy or interpretation of company data re-purposed by 3rd parties

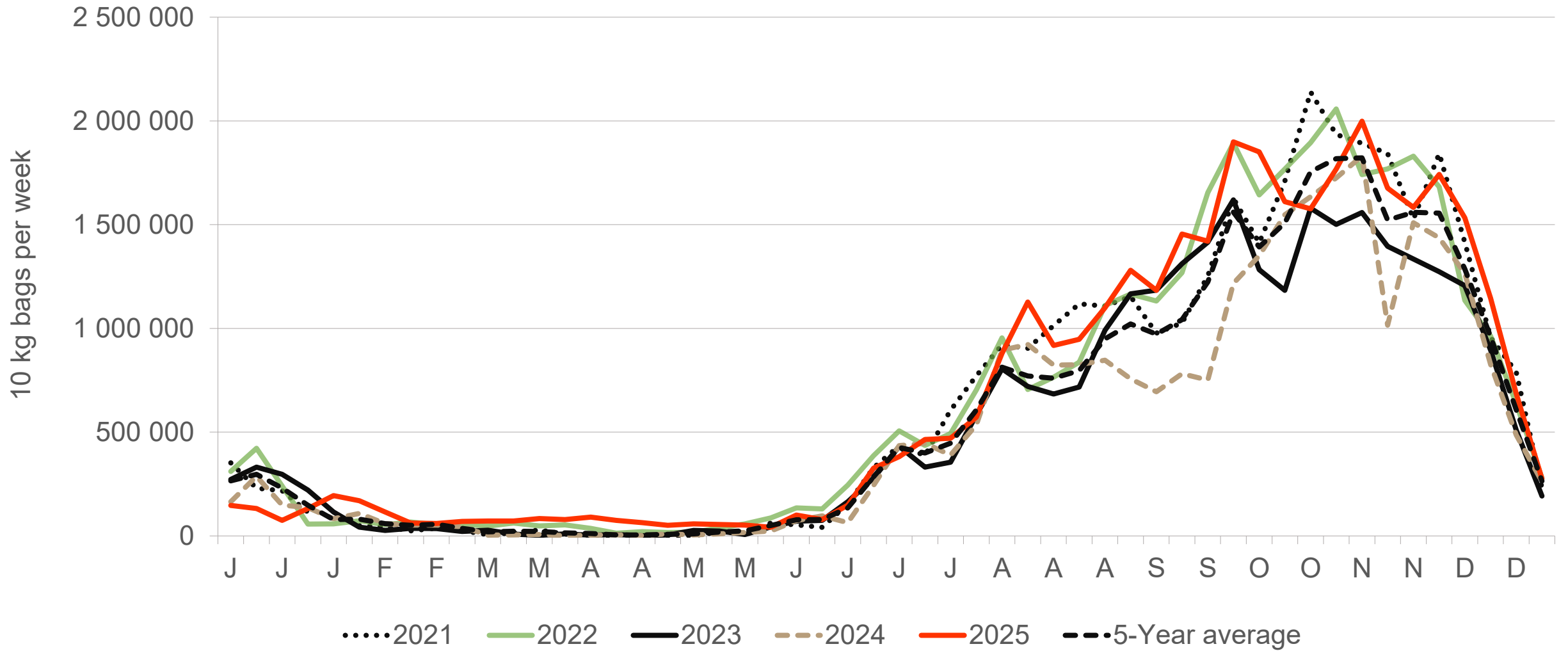
South Western Free State: Amount of 10 kg bags per week sold on FPMs (all classes)



Sold 18% bags **more** than the first 52 weeks of 2024 and 235,250 bags **more** than the 5-year average (2020 to 2024) of the first 52 weeks of each year.

Data disclaimer: Potatoes SA does not take responsibility for the accuracy or interpretation of company data re-purposed by 3rd parties

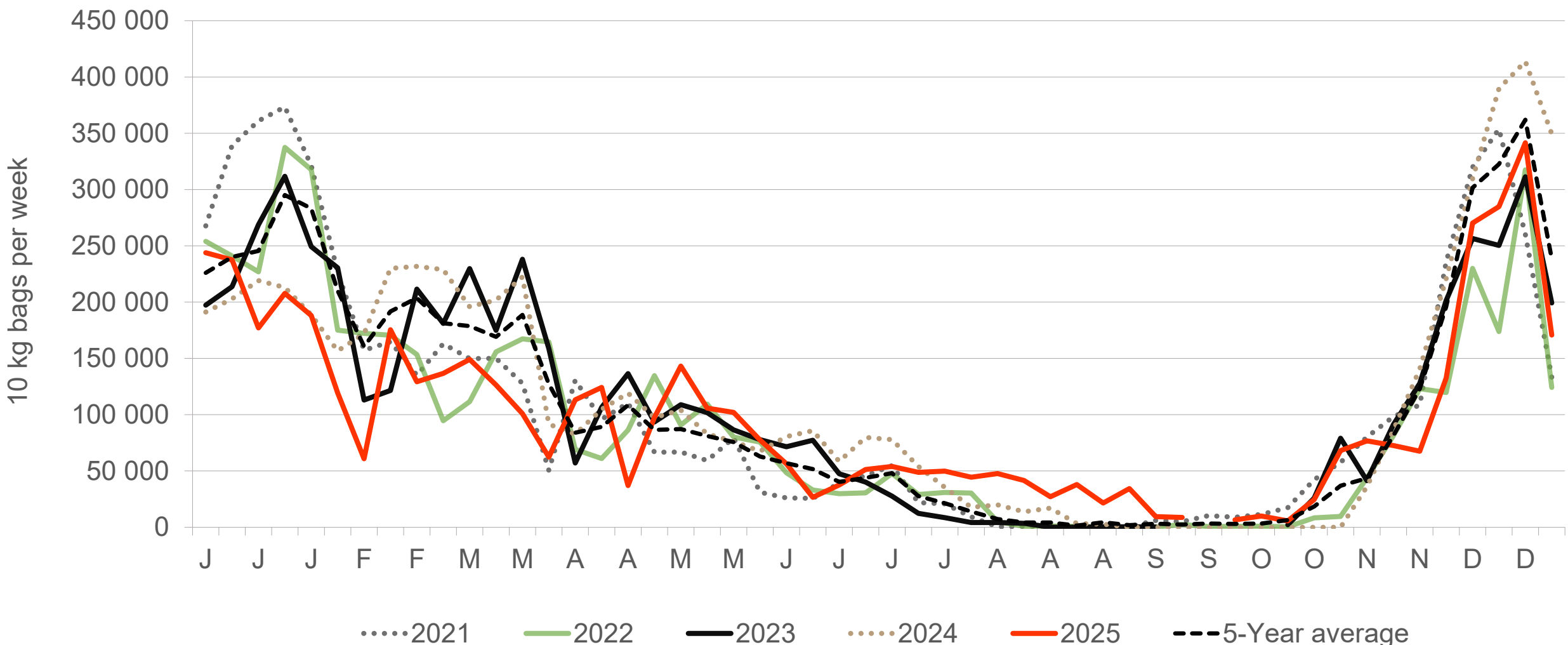
Limpopo: Amount of 10 kg bags per week sold on FPMs (all classes)



Sold 27% bags **more** than the first 52 weeks of 2024 and 4,218,385 bags **more** than the 5-year average (2020 to 2024) of the first 52 weeks of each year

Data disclaimer: Potatoes SA does not take responsibility for the accuracy or interpretation of company data re-purposed by 3rd parties

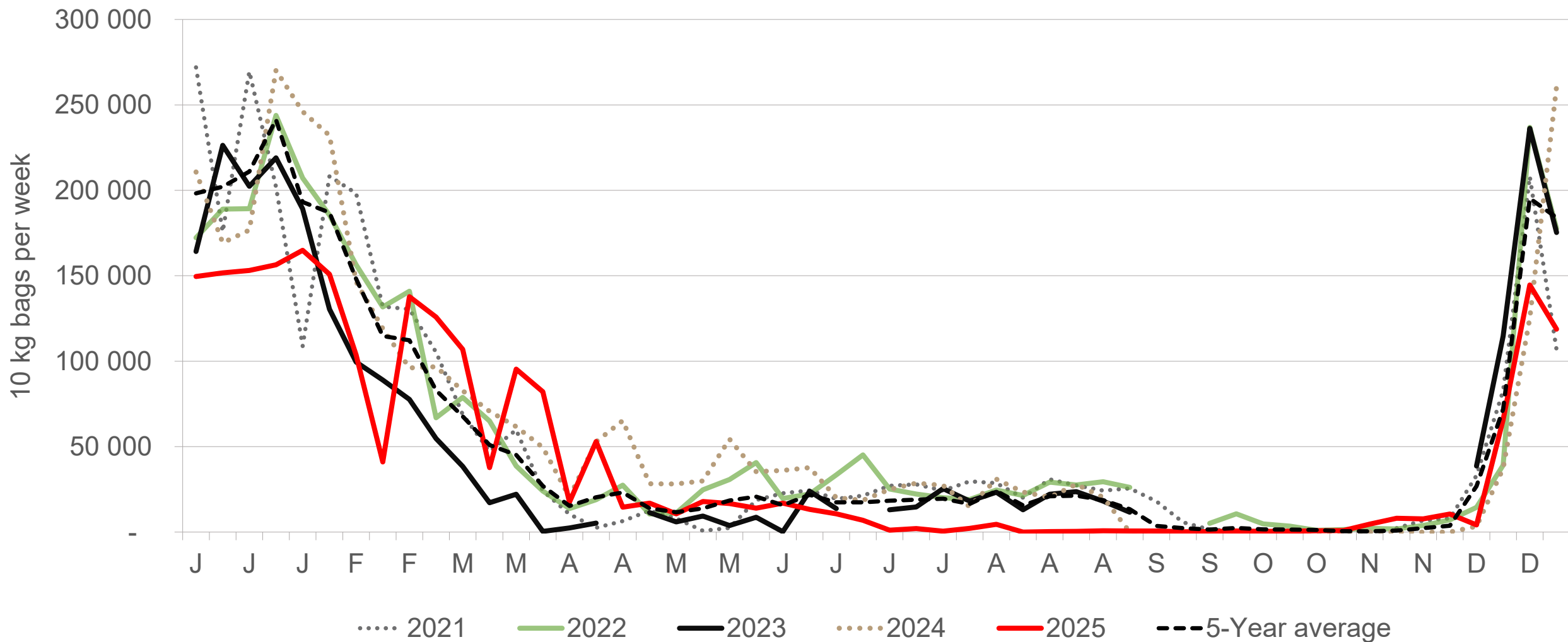
KwaZulu-Natal: Amount of 10 kg bags per week sold on FPMs (all classes)



Sold 18% bags **less** than the first 52 weeks of 2024 and 774,914 bags **less** than the 5-year average (2020 to 2024) of the first 52 weeks of each year.

Data disclaimer: Potatoes SA does not take responsibility for the accuracy or interpretation of company data re-purposed by 3rd parties

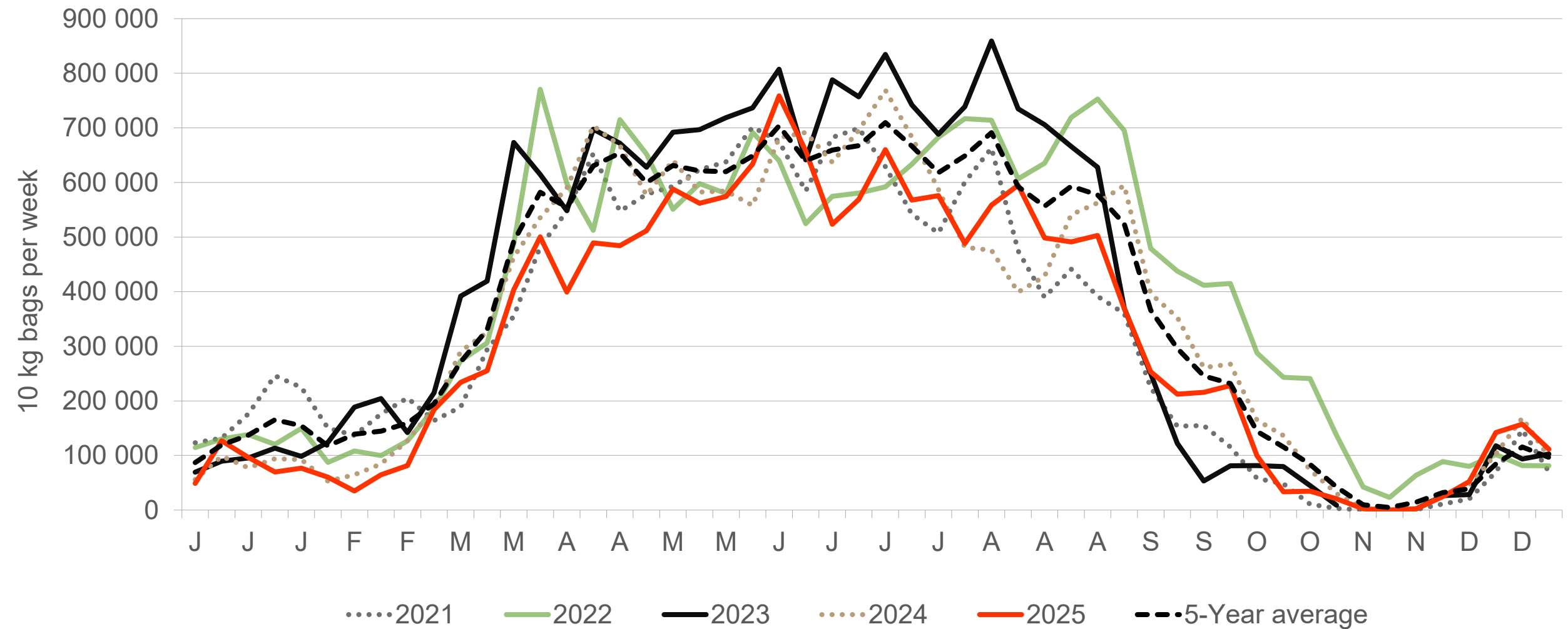
Gauteng: Amount of 10 kg bags per week sold on FPMs (all classes)



Sold 28% bags **less** than the first 52 weeks of 2024 and 531,387 bags **less** than the 5-year average (2020 to 2024) of the first 52 weeks of each year.

Data disclaimer: Potatoes SA does not take responsibility for the accuracy or interpretation of company data re-purposed by 3rd parties

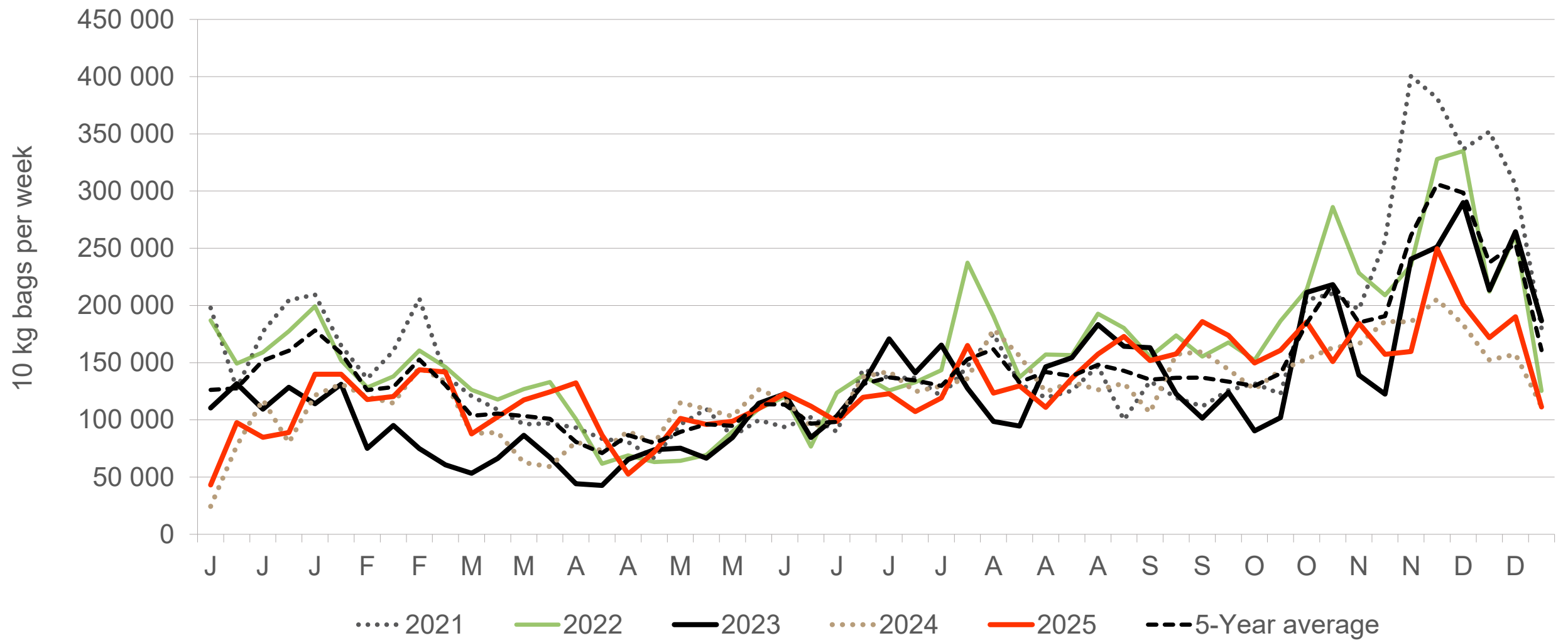
Western Free State : Amount of 10 kg bags per week sold on FPMs (all classes)



Sold 11% bags **less** than the first 52 weeks of 2024 and 3,050,696 bags **less** than the 5-year average (2020 to 2024) of the first 52 weeks of each year.

Data disclaimer: Potatoes SA does not take responsibility for the accuracy or interpretation of company data re-purposed by 3rd parties

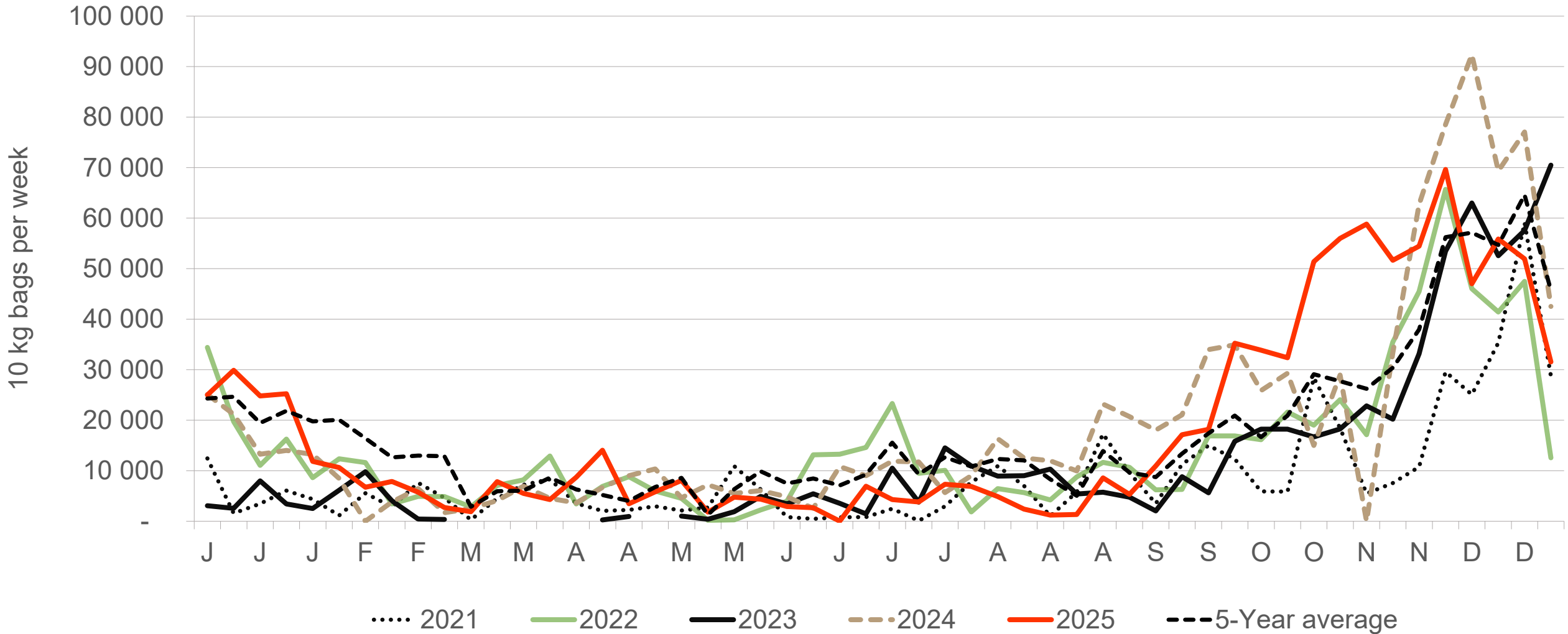
Sandveld: Amount of 10 kg bags per week sold on FPMs (all classes)



Sold 6% bags **more** than the first 52 weeks of 2024 and 695,695 bags **less** than the 5-year average (2020 to 2024) of the first 52 weeks of each year.

Data disclaimer: Potatoes SA does not take responsibility for the accuracy or interpretation of company data re-purposed by 3rd parties

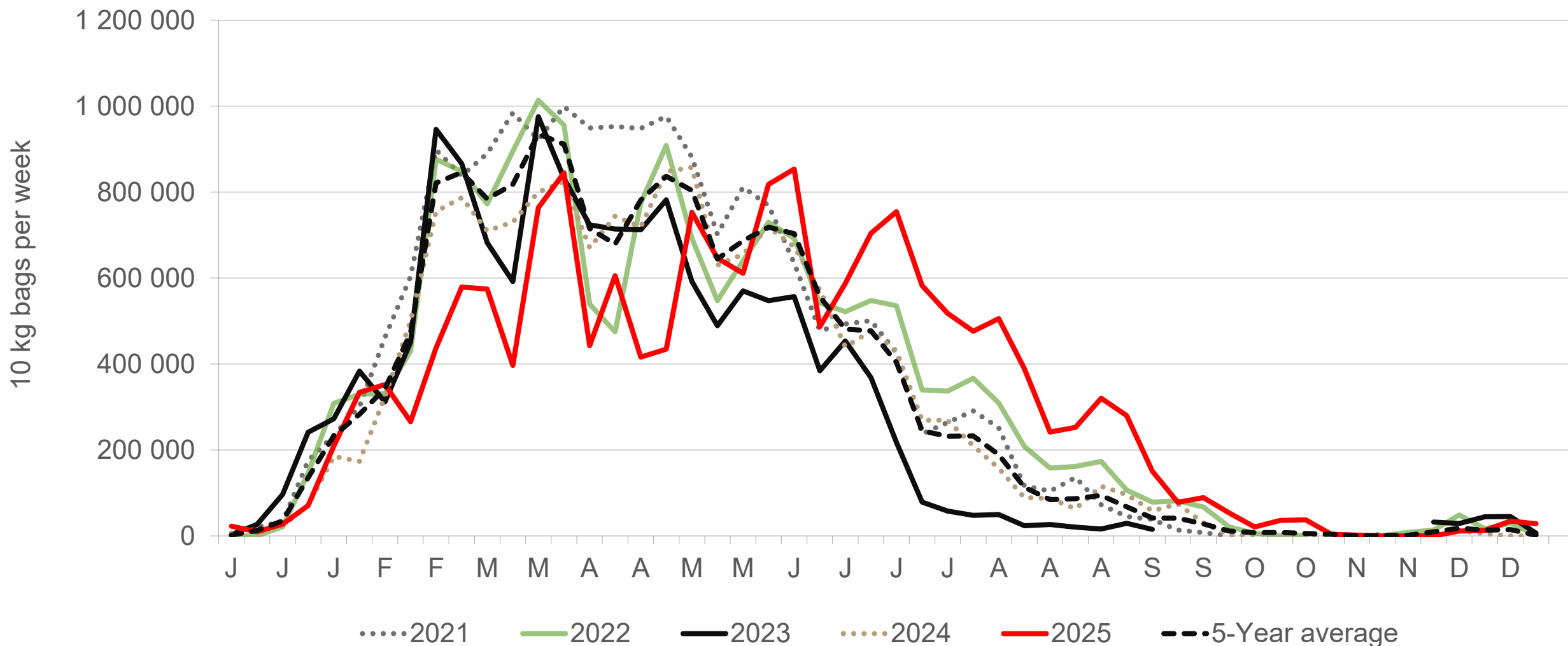
Eastern Cape: Amount of 10 kg bags per week sold on FPMs (all classes)



Sold 5% bags **less** than the first 52 weeks of 2024 and 120,617 bags **more** than the 5-year average (2020 to 2024) of the 52 weeks of each year.

Data disclaimer: Potatoes SA does not take responsibility for the accuracy or interpretation of company data re-purposed by 3rd parties

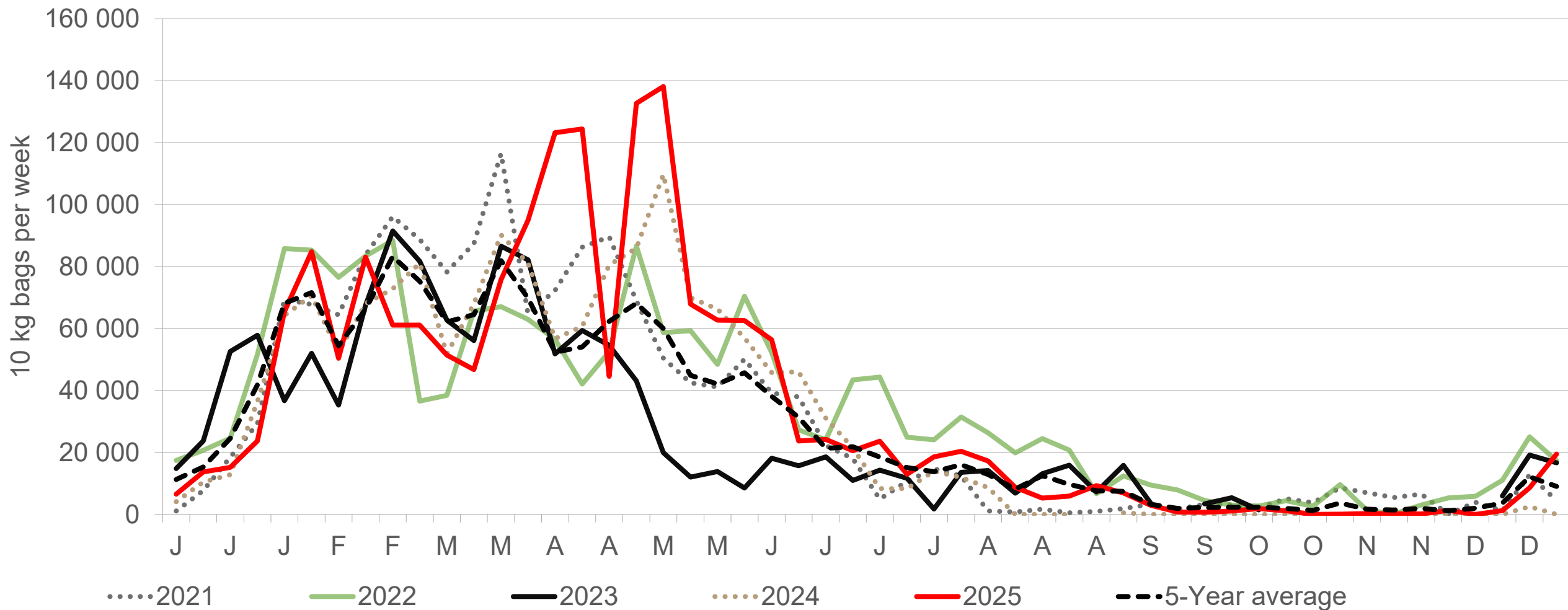
Eastern Free State: Amount of 10 kg bags per week sold on FPMs (all classes)



Sold 8% bags **more** than the first 52 weeks of 2024 and 453,191 **more** than the 5-year average (2020 to 2024) of the first 52 weeks of each year.

Data disclaimer: Potatoes SA does not take responsibility for the accuracy or interpretation of company data re-purposed by 3rd parties

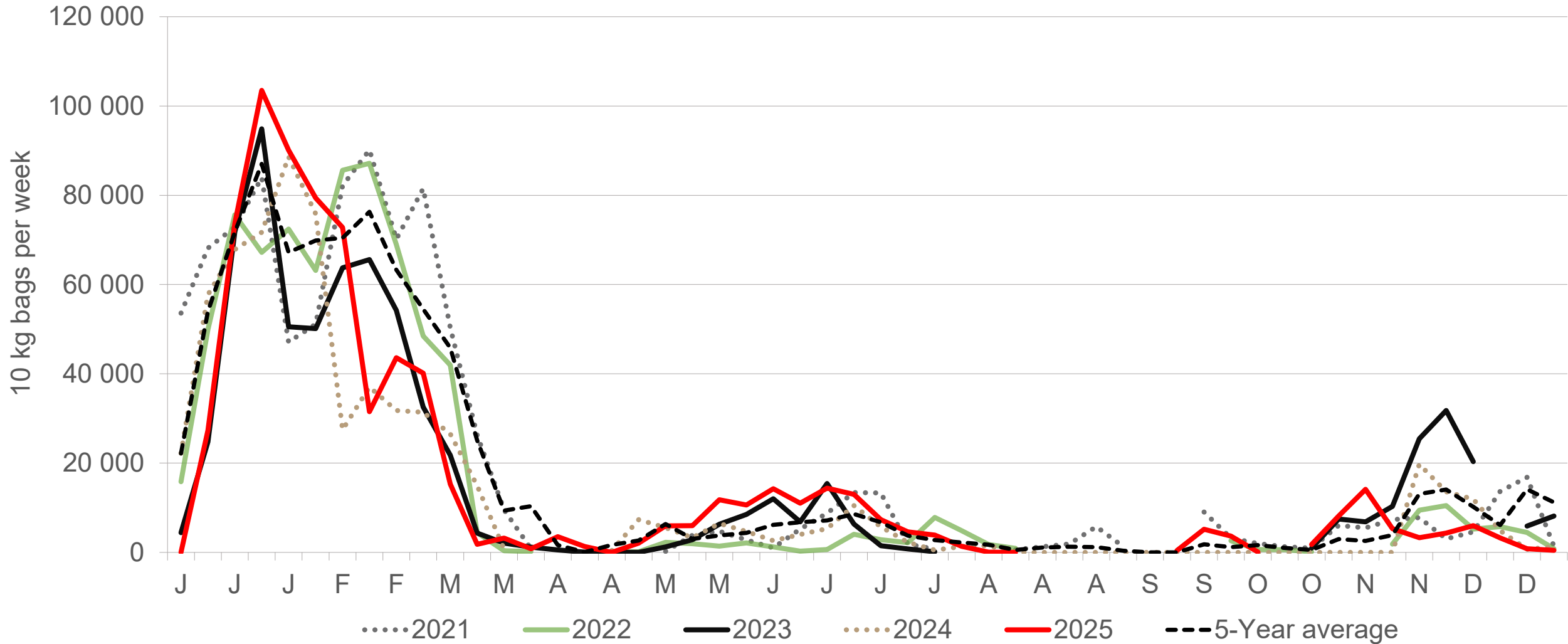
North Eastern Cape: Amount of 10 kg bags per week sold on FPMs (all classes)



Sold 15% bags **more** than the first 52 weeks of 2024 and 277,287 bags **more** than the 5-year average (2020 to 2024) of the first 52 weeks of each year.

Data disclaimer: Potatoes SA does not take responsibility for the accuracy or interpretation of company data re-purposed by 3rd parties

Mpumalanga: Amount of 10 kg bags per week sold on FPMs (all classes)



Sold 13% bags **more** than the first 52 weeks of 2024 and 134,161 bags **less** than the 5-year average (2020 to 2024) of the 52 weeks of each year.

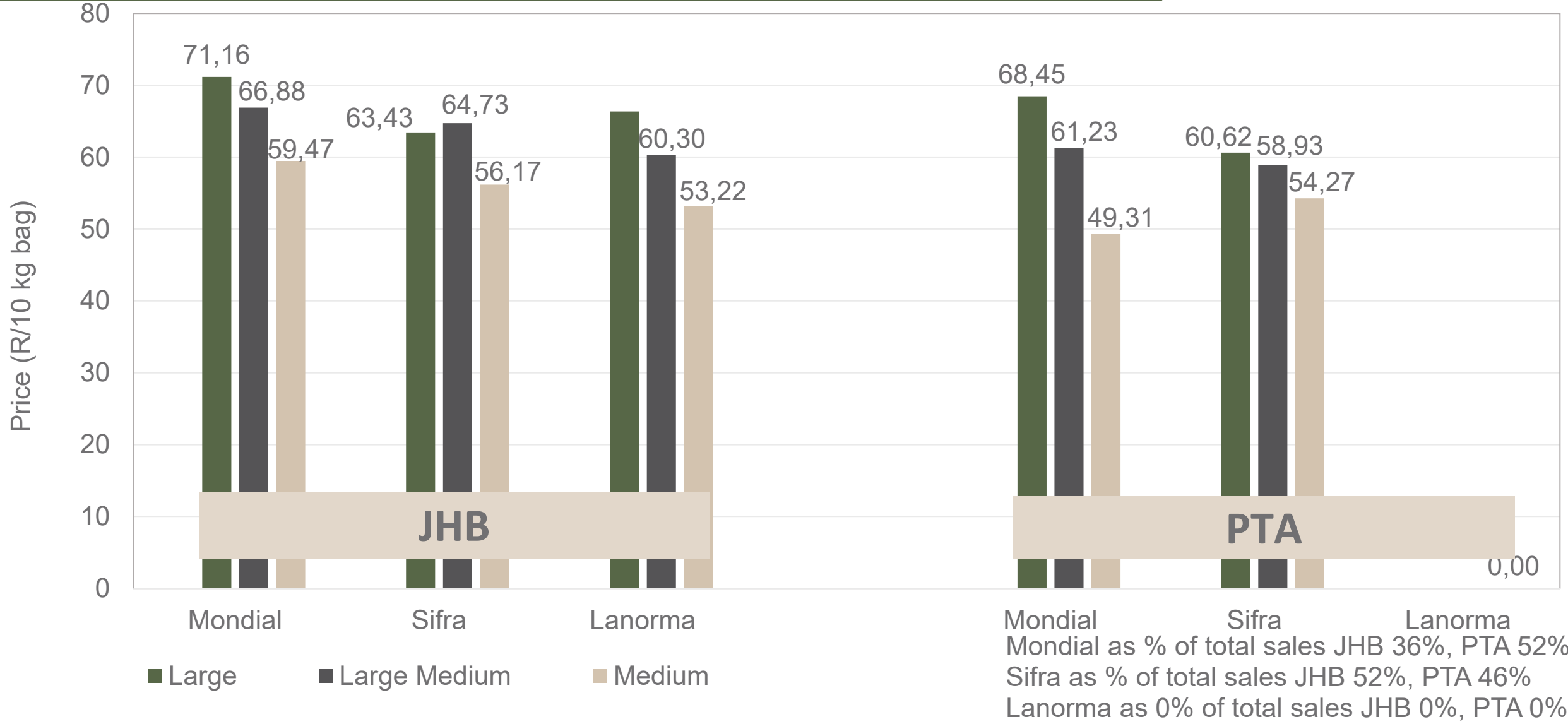
Data disclaimer: Potatoes SA does not take responsibility for the accuracy or interpretation of company data re-purposed by 3rd parties

Average weekly prices and volumes for 10 kg bags of potatoes sold on selected markets from selected production regions

Klas & Grootte	North West				South Western Freestate				Limpopo				KwaZulu-Natal				Gauteng				Sandveld		All Regions	
	JOH		PRE		JOH		PRE		JOH		PRE		DUR		JOH		JOH		PRE		CAP		All Markets	
	Volume	Prices	Volume	Prices	Volume	Prices	Volume	Prices	Volume	Prices	Volume	Prices	Volume	Prices	Volume	Prices	Volume	Prices	Volume	Prices	Volume	Prices	Volume	Prices
	10kg	R/10kg	10kg	R/10kg	10kg	R/10kg	10kg	R/10kg	10kg	R/10kg	10kg	R/10kg	10kg	R/10kg	10kg	R/10kg	10kg	R/10kg	10kg	R/10kg	10kg	R/10kg	10kg	R/10kg
1L	32 755	71,10	14 714	65,84	14 694	64,37	8 452	59,74	18 048	69,25	20 274	61,97	8 353	66,87	23 318	61,62	24 446	71,88	9 252	70,07	7 573	66,73	305 771	63,87
1L/M	51 124	69,61	18 731	61,74	28 844	66,09	11 996	58,85	16 111	59,66	10 137	60,49	6 273	56,04	5 423	54,43	23 937	66,59	5 505	68,73	24 942	56,61	359 868	58,39
1M	25 063	65,09	8 967	65,65	11 541	64,80	6 517	51,13	30 661	47,46	17 228	44,15	11 032	38,32	2 443	47,80	15 803	61,42	6 689	59,19	29 523	51,06	298 348	50,37
1S	17 088	33,04	6 363	31,91	2 180	26,26	1 250	23,42	12 604	20,66	5 991	24,37	5 609	17,91	1 107	22,33	6 349	31,28	1 498	33,06	9 800	30,05	107 052	26,24
1S/M	13 168	53,17	7 609	43,21	4 588	39,16	1 983	38,67	15 678	25,07	4 406	28,61	2 567	27,66	401	38,45	3 099	33,18	978	37,39	2 416	39,51	110 733	36,16
1XL	-	-	-	-	-	-	-	-	-	-	-	-	-	-	770	60,00	-	-	-	-	-	-	770	60,00
1XS	8 033	30,99	-	-	1 253	30,61	-	-	12 848	8,24	-	-	-	-	374	18,80	1 211	25,52	-	-	-	-	23 900	18,09
1XXS	180	56,67	-	-	70	10,00	-	-	-	-	-	-	-	-	-	-	-	-	-	-	-	-	250	43,60
2L	983	65,93	37	47,84	378	63,33	3 320	53,60	4 603	58,00	11 142	60,09	2 409	60,42	5 840	59,54	569	70,52	2 172	64,04	3 907	60,76	70 357	55,56
2L/M	1 614	49,30	1 500	62,87	372	50,47	3 399	48,15	1 829	36,01	7 455	50,86	3 583	46,83	2 503	54,11	536	67,90	308	34,72	5 525	48,98	60 653	47,64
2M	2 195	43,47	1 148	47,15	335	49,85	1 456	47,89	4 996	30,82	7 862	48,90	5 014	36,25	1 549	46,33	2 199	30,25	705	40,57	10 085	43,63	74 506	38,46
2S	117	30,00	880	22,03	444	16,56	293	25,51	-	-	3 103	28,06	2 173	11,21	659	16,90	351	27,83	1 281	25,55	2 817	29,53	19 588	21,88
2S/M	453	44,24	380	44,24	-	-	750	32,71	184	17,26	783	28,02	51	29,90	-	-	-	-	730	46,10	306	27,91	10 176	29,34
2XL	-	-	-	-	-	-	-	-	-	-	-	-	-	-	-	-	-	-	-	-	-	-	-	-
2XS	75	5,09	-	-	-	-	-	-	-	-	-	-	-	-	-	-	-	-	-	-	-	-	847	10,03
2XXS	-	-	-	-	-	-	-	-	-	-	-	-	-	-	-	-	-	-	-	-	-	-	214	10,00
3L	330	60,00	220	33,50	339	55,96	441	35,46	-	-	532	48,61	880	23,04	2 049	47,22	-	-	-	-	80	50,00	11 189	38,99
3L/M	3 595	48,40	1 130	49,36	280	36,64	50	20,00	-	-	255	30,00	2 673	21,96	-	-	292	30,00	32	9,75	-	-	14 489	37,24
3M	1 747	39,10	1 824	29,80	660	43,33	1 825	30,52	110	20,00	590	45,24	-	-	220	30,00	2 654	23,99	588	15,00	1 653	28,43	26 900	28,89
3S/M	311	21,37	330	32,24	-	-	19	16,32	-	-	-	-	-	-	-	-	-	-	-	-	42	38,10	2 007	24,85
3XS	-	-	-	-	-	-	-	-	-	-	-	-	-	-	-	-	-	-	-	-	-	-	-	-
3XXS	-	-	-	-	-	-	-	-	-	-	-	-	-	-	-	-	-	-	-	-	-	-	-	-
4L	-	-	-	-	-	-	-	-	-	-	-	-	-	-	-	-	-	-	-	-	-	-	1 649	43,74
4L/M	-	-	-	-	-	-	-	-	-	-	-	-	1 121	23,23	-	-	-	-	-	-	-	-	1 765	28,19
4M	-	-	-	-	-	-	-	-	-	-	-	-	-	-	-	-	-	-	-	-	50	26,00	4 618	13,35
4S	-	-	-	-	-	-	-	-	-	-	-	-	-	-	-	-	-	-	-	-	-	-	399	5,10
4S/M	-	-	92	15,00	-	-	-	-	-	-	-	-	-	-	-	-	-	-	-	-	-	-	92	15,00
Total	158 831	60,29	67 501	54,51	65 978	60,64	42 435	51,47	117 672	41,79	92 558	49,09	52 238	40,87	46 656	55,98	83 066	60,27	29 884	59,02	102 147	48,64	1 530 861	49,54

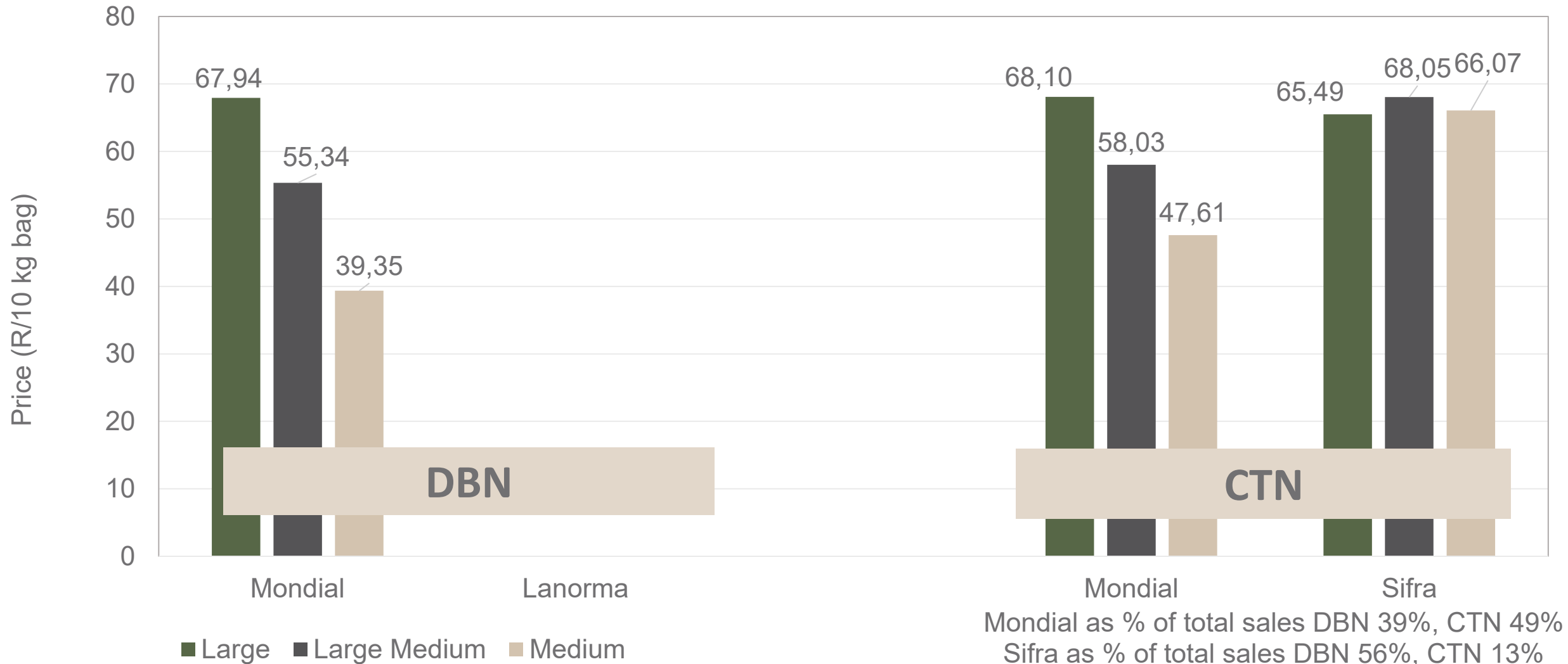
Data disclaimer: Potatoes SA does not take responsibility for the accuracy or interpretation of company data re-purposed by 3rd parties

PTA & JHB markets: Average Prices - Different Sizes (only 10 kg bags)



Data disclaimer: Potatoes SA does not take responsibility for the accuracy or interpretation of company data re-purposed by 3rd parties

DBN & CTN markets: Average Prices - Different Sizes (only 10 kg bags)



Mondial as % of total sales DBN 39%, CTN 49%
 Sifra as % of total sales DBN 56%, CTN 13%
 Lanorma as % of total sales DBN 0%, CTN 0%


Data disclaimer: Potatoes SA does not take responsibility for the accuracy or interpretation of company data re-purposed by 3rd parties

Thank you for your time


Feel free to contact us

 Lebo@potatoes.co.za

Jodie@potatoes.co.za

 +27 (0)12 349 1906

 6 De Havilland Crescent
Persequor Techno Park
Persequor Park
Pretoria

 www.potatoes.co.za



Potatoes
Aartappels SA