



Weekly Market Information

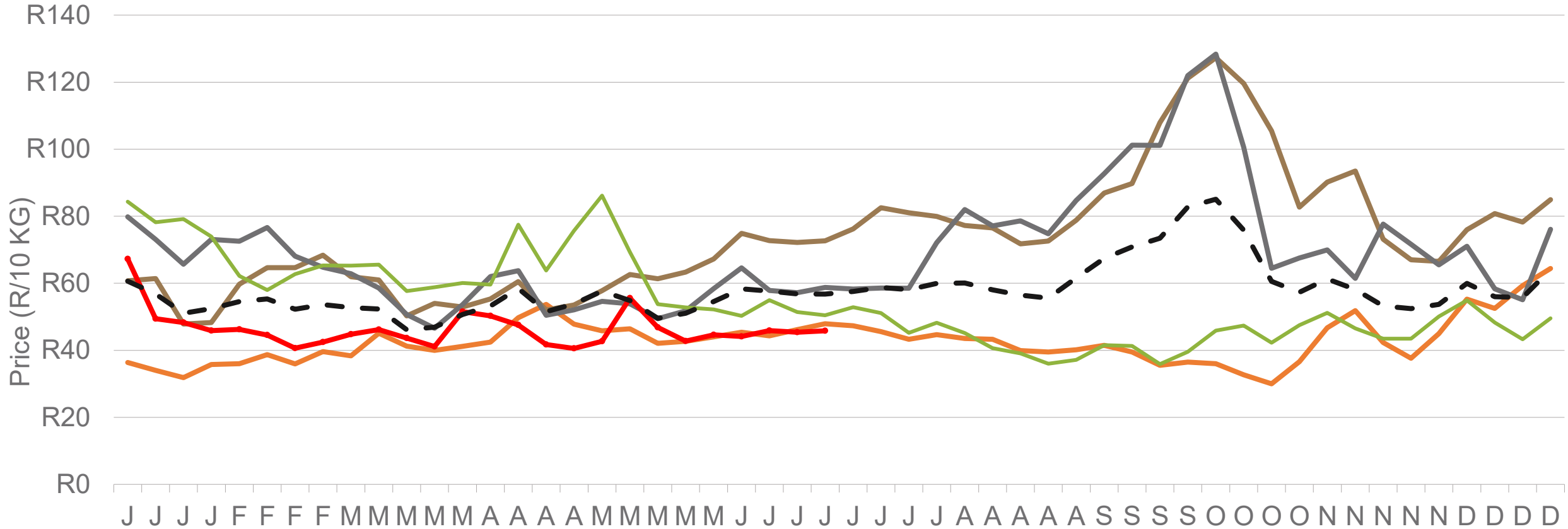
26 June 2026



Potatoes
Aartappels SA

www.potatoes.co.za

Average weekly price – all markets & all classes




— 2022 — 2023 — 2024 — 2025 — 2026* - -5-Year average



Number of bags sold

15%

(Week on Week)



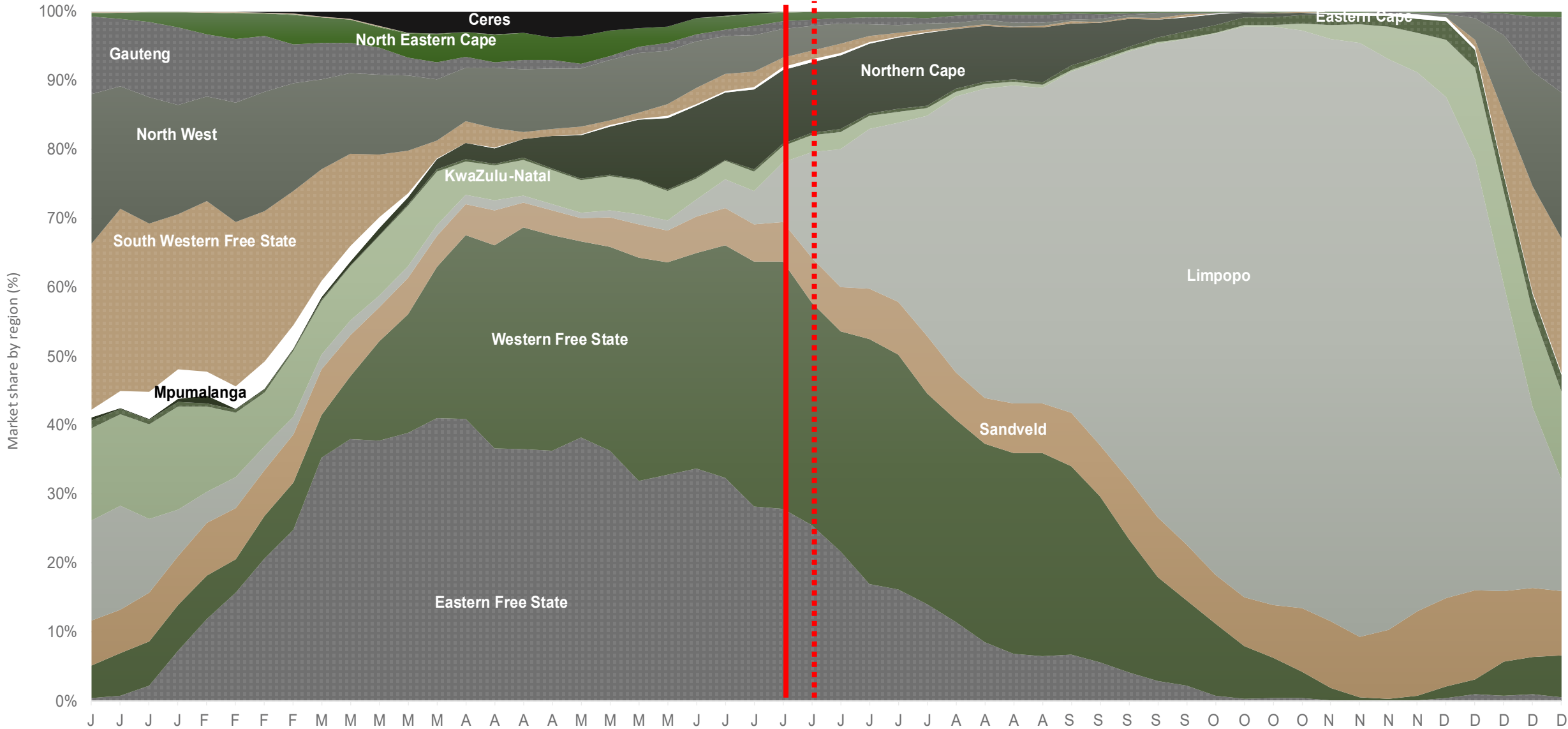
Average weekly price

1%

(Week on week)

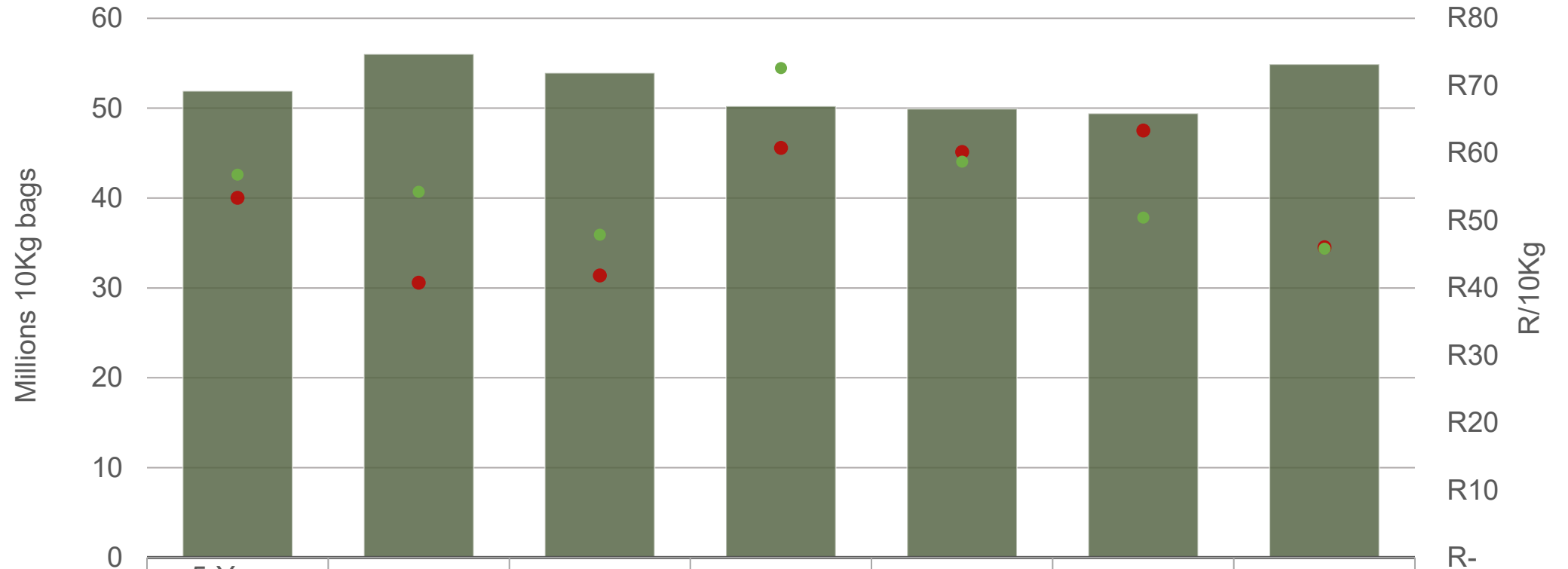


Market share of regions on fresh produce markets 2021-2025



Data disclaimer: Potatoes SA does not take responsibility for the accuracy or interpretation of company data re-purposed by 3rd parties

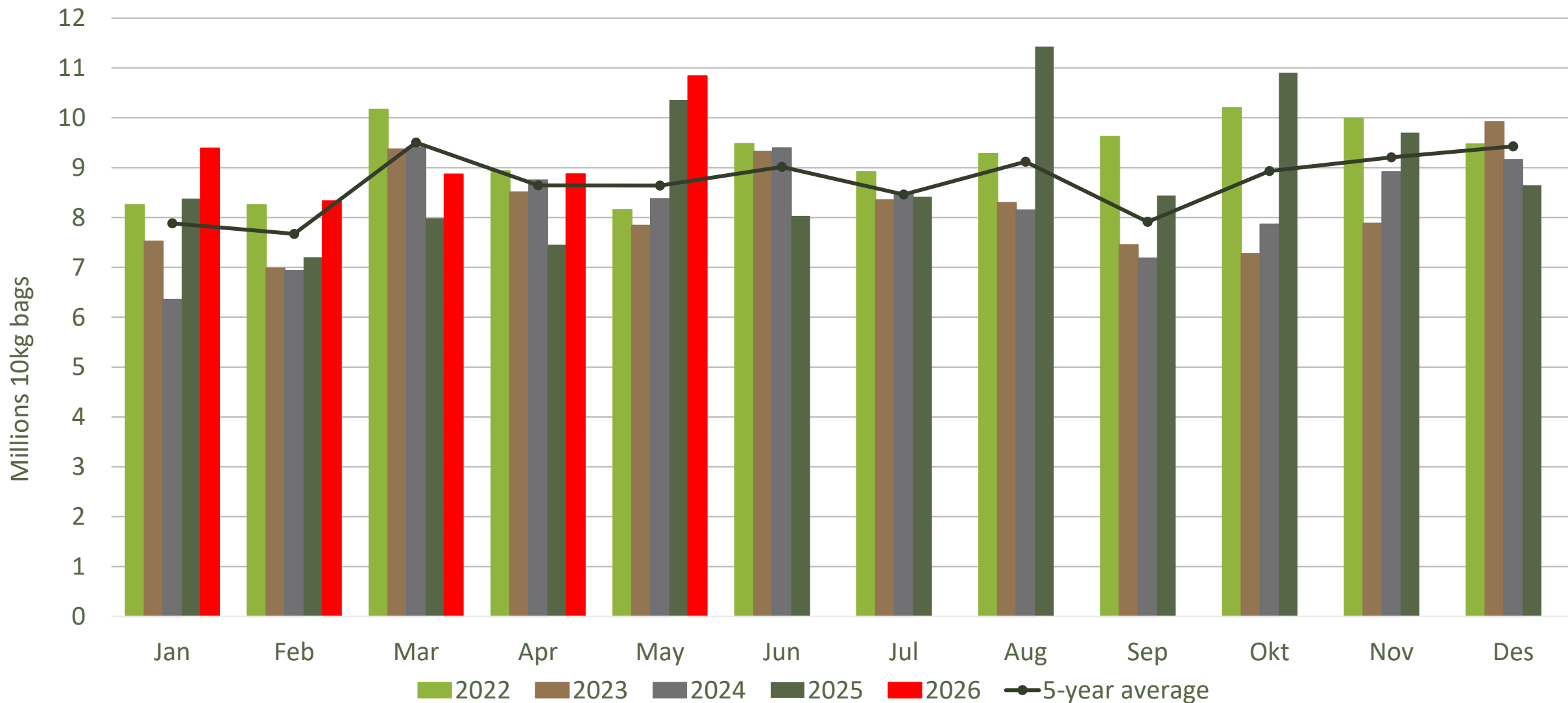
Cumulative total number of 10 kg bags sold on markets



Sold 2,978,412 bags **more** than the **5-year average** (2021 to 2025) for the first 26 weeks of 2026

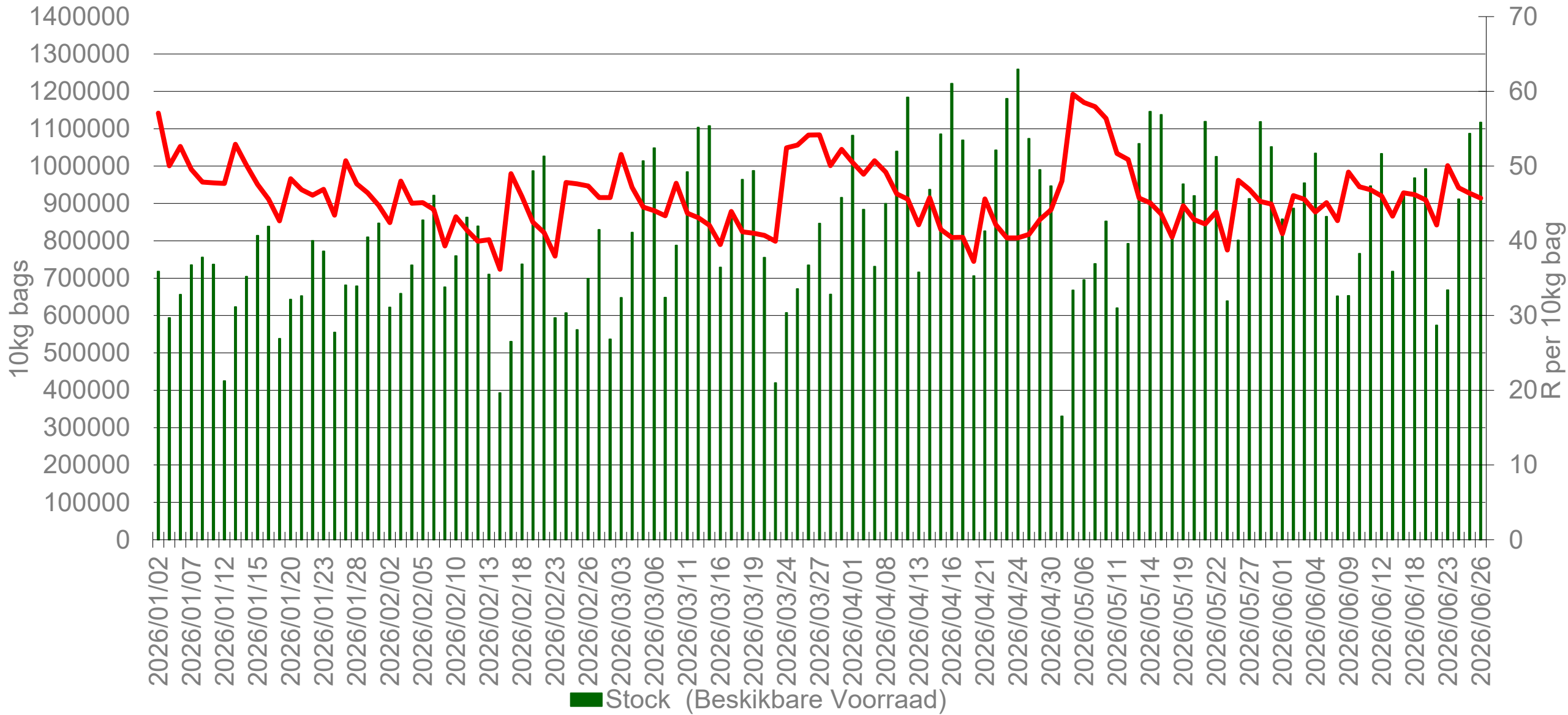
Data disclaimer: Potatoes SA does not take responsibility for the accuracy or interpretation of company data re-purposed by 3rd parties

Monthly sales volumes on markets: Potatoes



Data disclaimer: Potatoes SA does not take responsibility for the accuracy or interpretation of company data re-purposed by 3rd parties

RSA daily price versus daily available stocks (all classes & all sizes)



Data disclaimer: Potatoes SA does not take responsibility for the accuracy or interpretation of company data re-purposed by 3rd parties

JHB market daily : Top 10% versus bottom 10% prices – Class 1 Medium (since January 2026)



Data disclaimer: Potatoes SA does not take responsibility for the accuracy or interpretation of company data re-purposed by 3rd parties

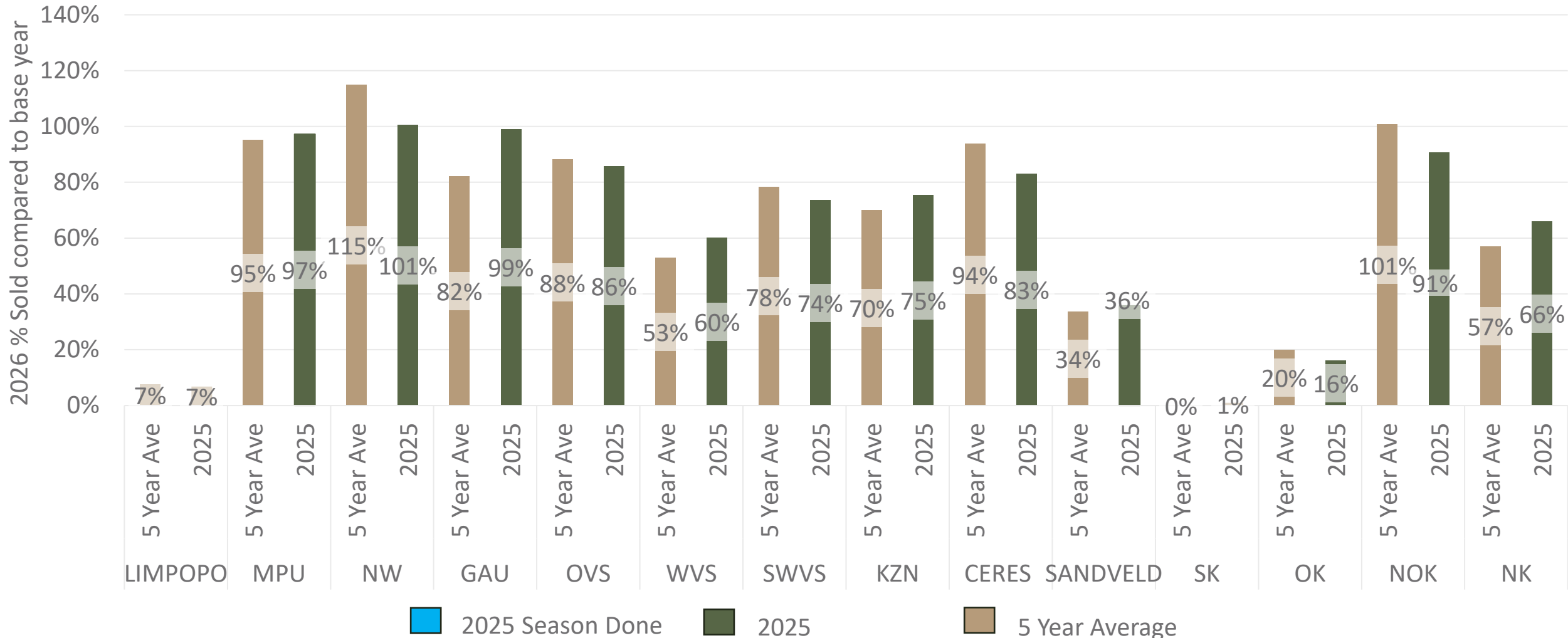
FPM Sales pace comparison per region

2026 compared to 5-year average and 2025



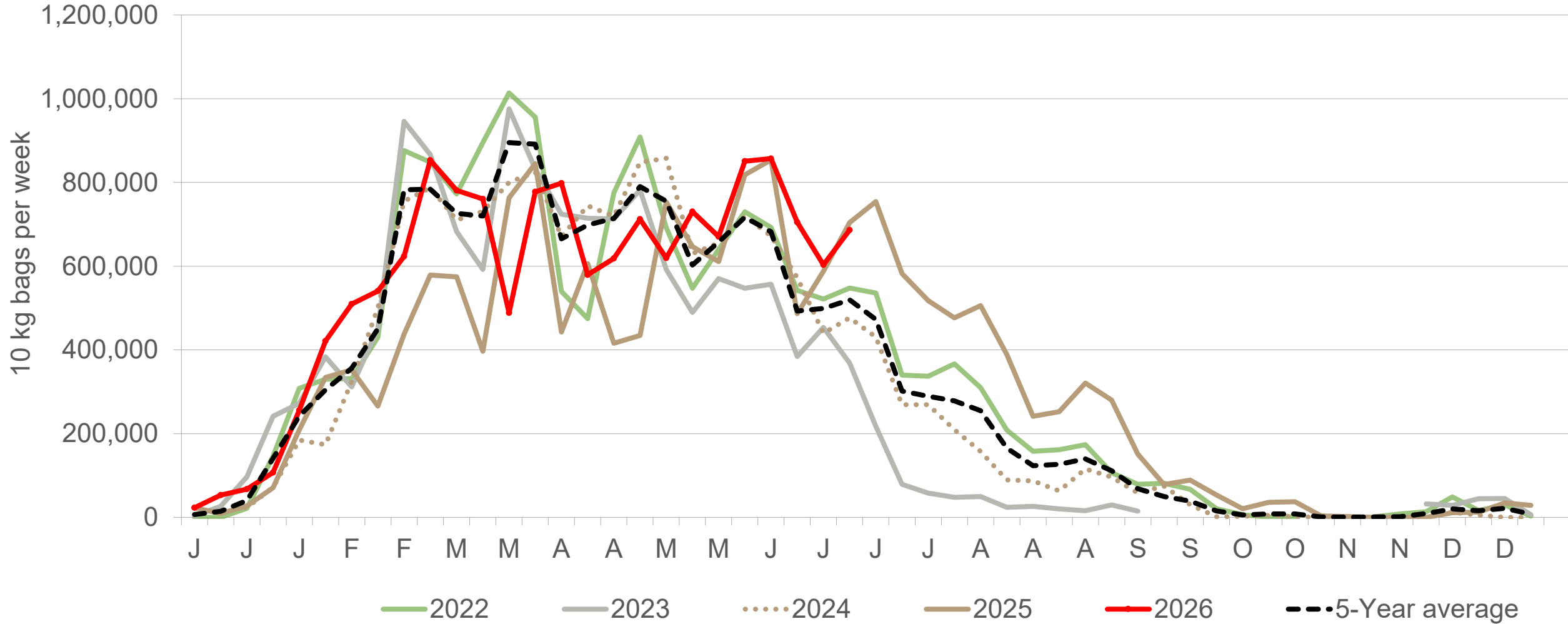
The *FPM Sales pace* compares the current year's cumulative volumes sold on the FPM with the previous year and the five-year average. Differences in these trends reflect variations in hectares planted, regional weather conditions, yield performance, and market timing. Blue indicates regions that are done delivering for this season. Seasons are based on calendar year.

Note: This comparison is based on total volumes sold, not on hectares planted



Data disclaimer: Potatoes SA does not take responsibility for the accuracy or interpretation of company data re-purposed by 3rd parties

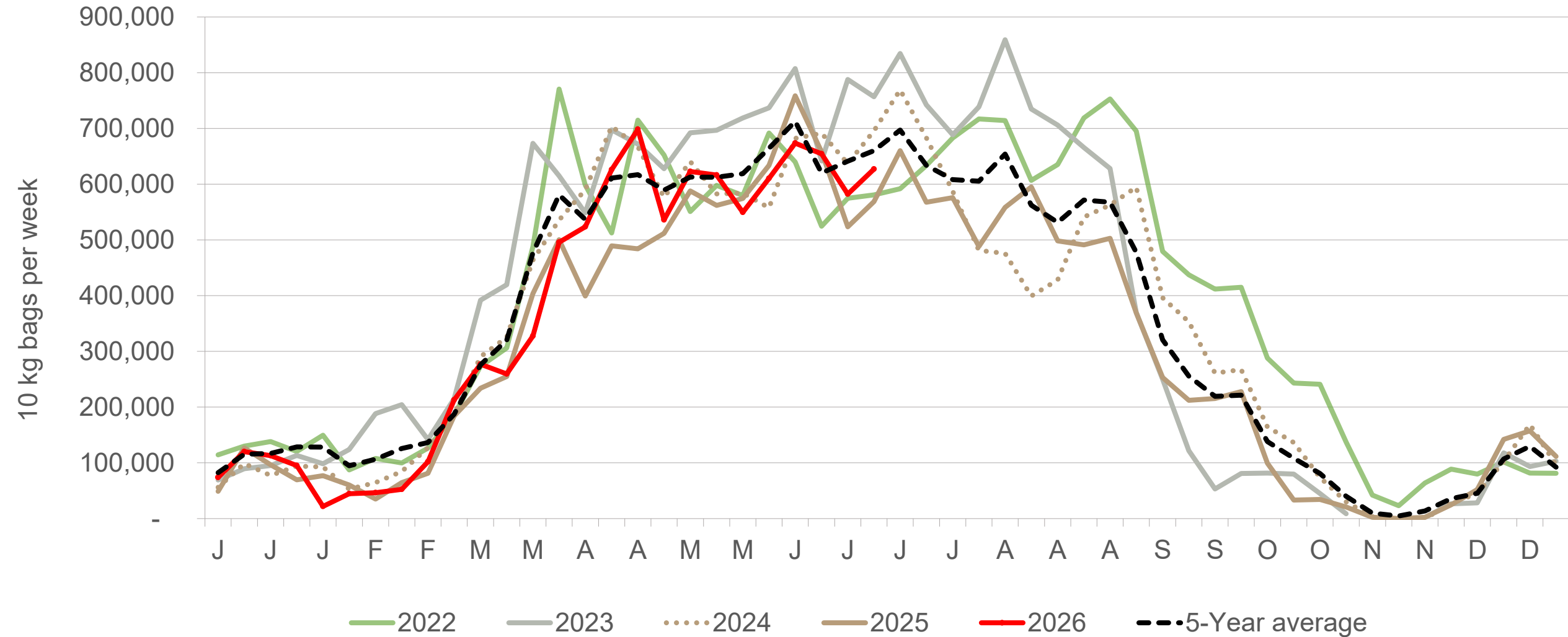
Eastern Free State: Amount of 10 kg bags per week sold on FPMs (all classes)



Sold 20% bags **more** than the first 26 weeks of 2025 and 544,325 **more** than the 5-year average (2021 to 2025) of the first 26 weeks of each year.

Data disclaimer: Potatoes SA does not take responsibility for the accuracy or interpretation of company data re-purposed by 3rd parties

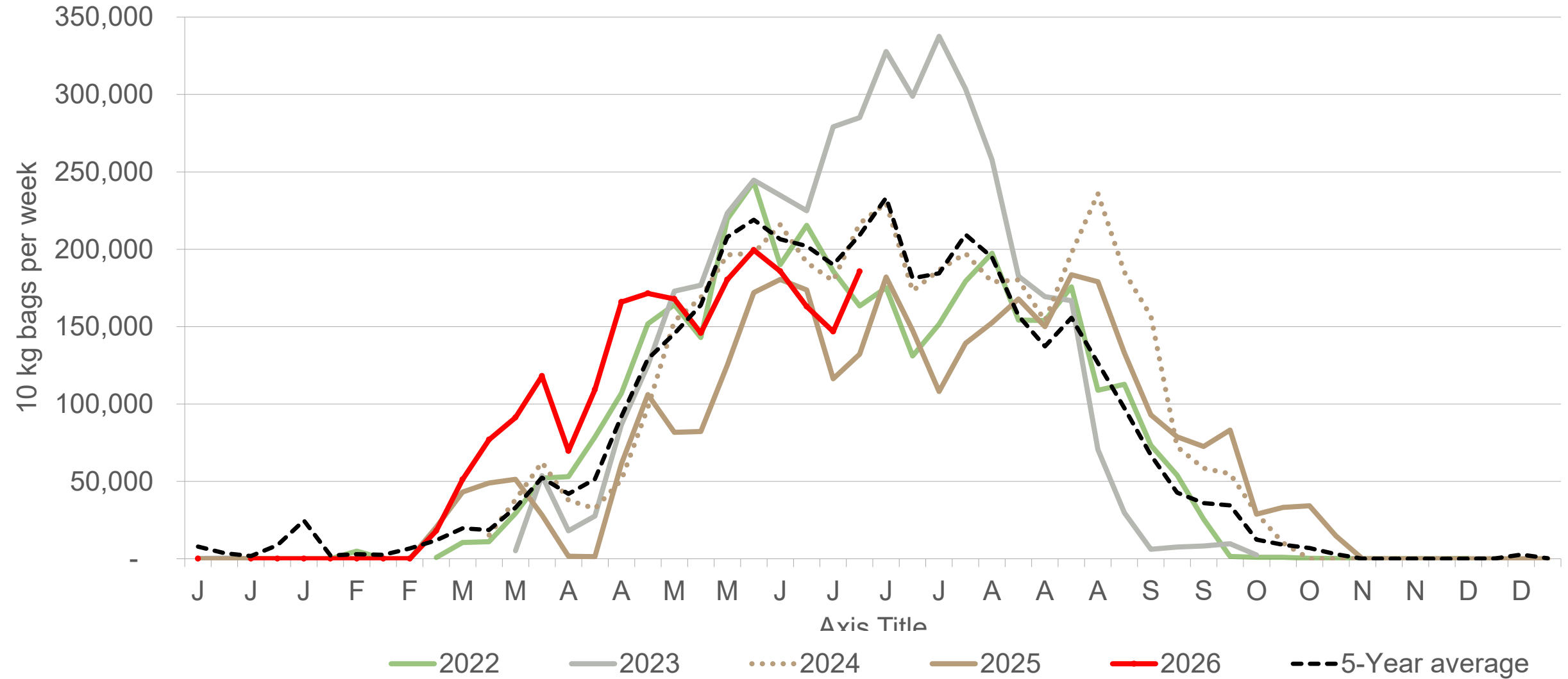
Western Free State : Amount of 10 kg bags per week sold on FPMs (all classes)



Sold 6% bags **more** than the first 26 weeks of 2025 and 810,746 bags **less** than the 5-year average (2021 to 2025) of the first 26 weeks of each year.

Data disclaimer: Potatoes SA does not take responsibility for the accuracy or interpretation of company data re-purposed by 3rd parties

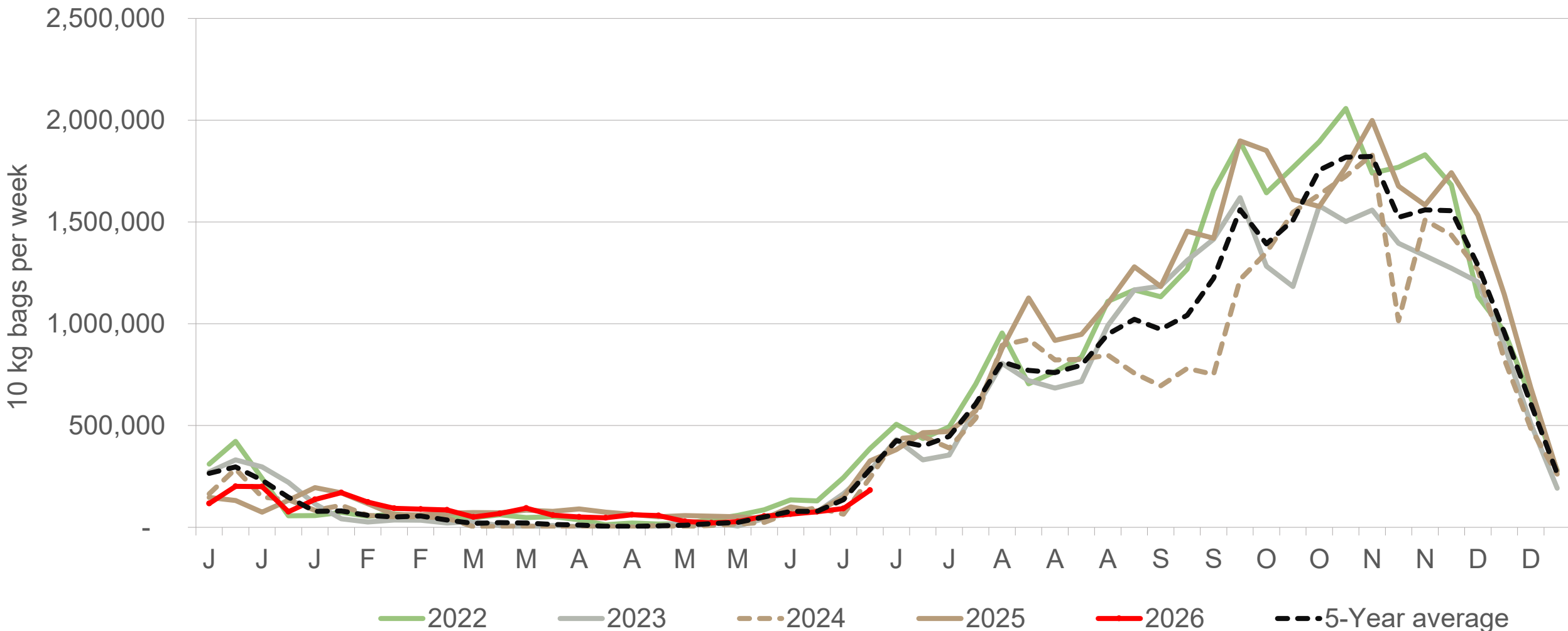
Northern Cape: Amount of 10 kg bags per week sold on FPMs (all classes)



Sold 57% bags **more** than the first 26 weeks of 2025 and 191,227 bags **more** than the 5-year average (2021 to 2025) of the first 26 weeks of each year.

Data disclaimer: Potatoes SA does not take responsibility for the accuracy or interpretation of company data re-purposed by 3rd parties

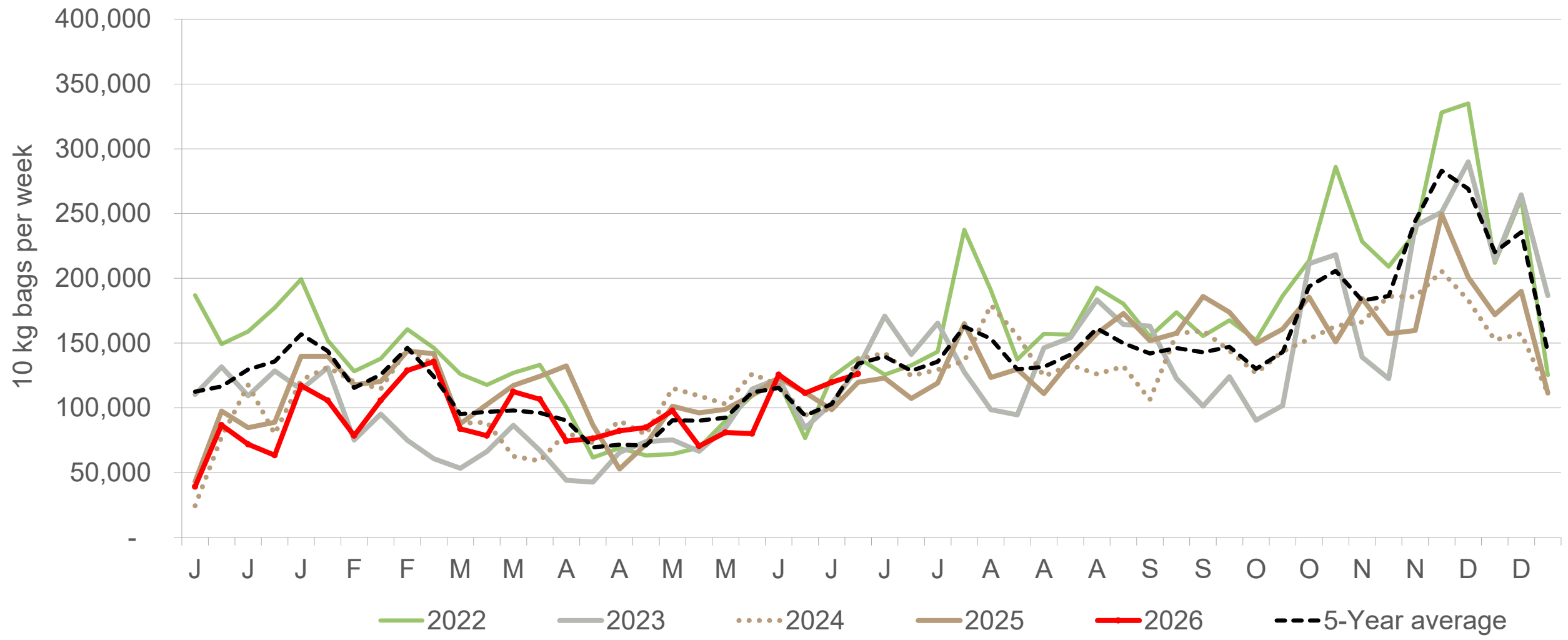
Limpopo: Amount of 10 kg bags per week sold on FPMs (all classes)



Sold 10% bags **less** than the first 26 weeks of 2025 and 114,913 bags **more** than the 5-year average (2021 to 2025) of the first 26 weeks of each year

Data disclaimer: Potatoes SA does not take responsibility for the accuracy or interpretation of company data re-purposed by 3rd parties

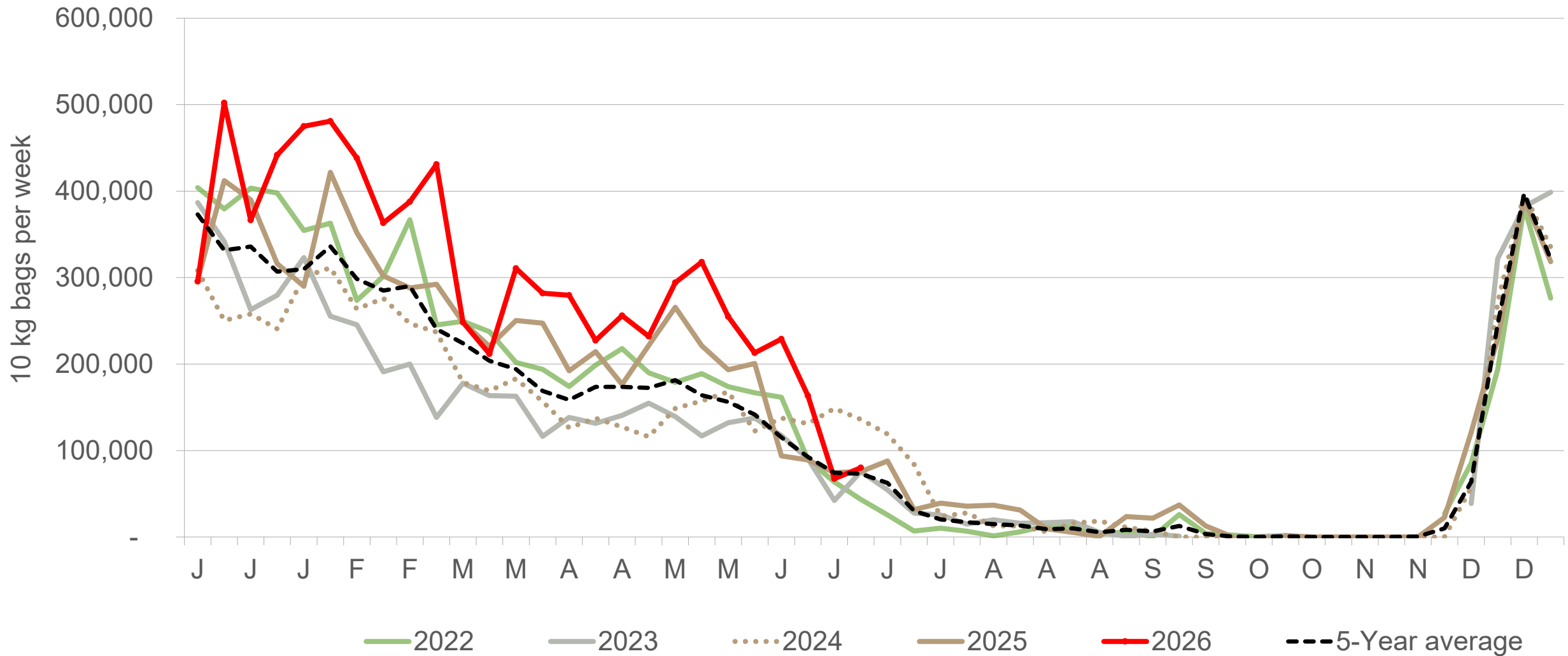
Sandveld: Amount of 10 kg bags per week sold on FPMs (all classes)



Sold 11% bags **less** than the first 26 weeks of 2025 and 382,130 bags **less** than the 5-year average (2021 to 2025) of the first 26 weeks of each year.

Data disclaimer: Potatoes SA does not take responsibility for the accuracy or interpretation of company data re-purposed by 3rd parties

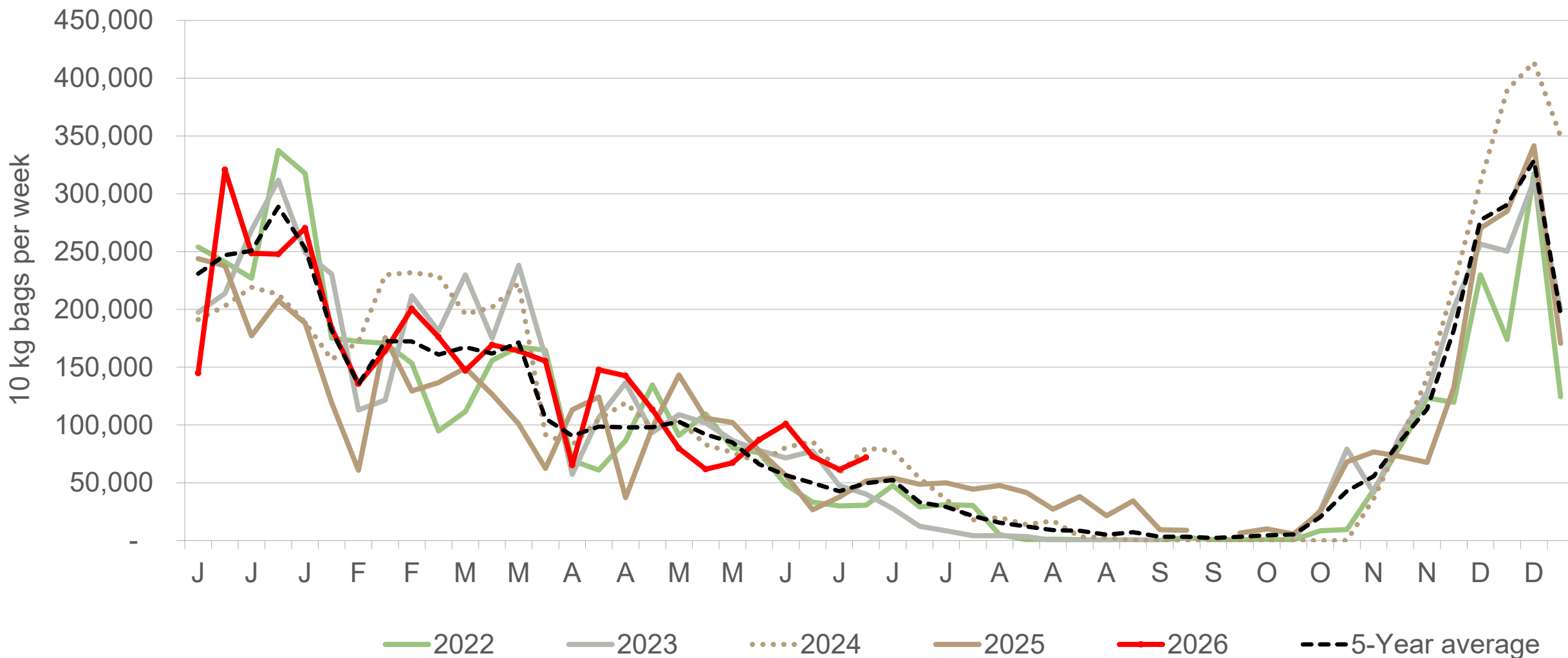
North-West: Amount of 10 kg bags per week sold on FPMs (all classes)



Sold 24% bags **more** than the first 26 weeks of 2025 and 2,276,191 **more** than the 5-year average (2021 to 2025) of the first 26 weeks of each year.

Data disclaimer: Potatoes SA does not take responsibility for the accuracy or interpretation of company data re-purposed by 3rd parties

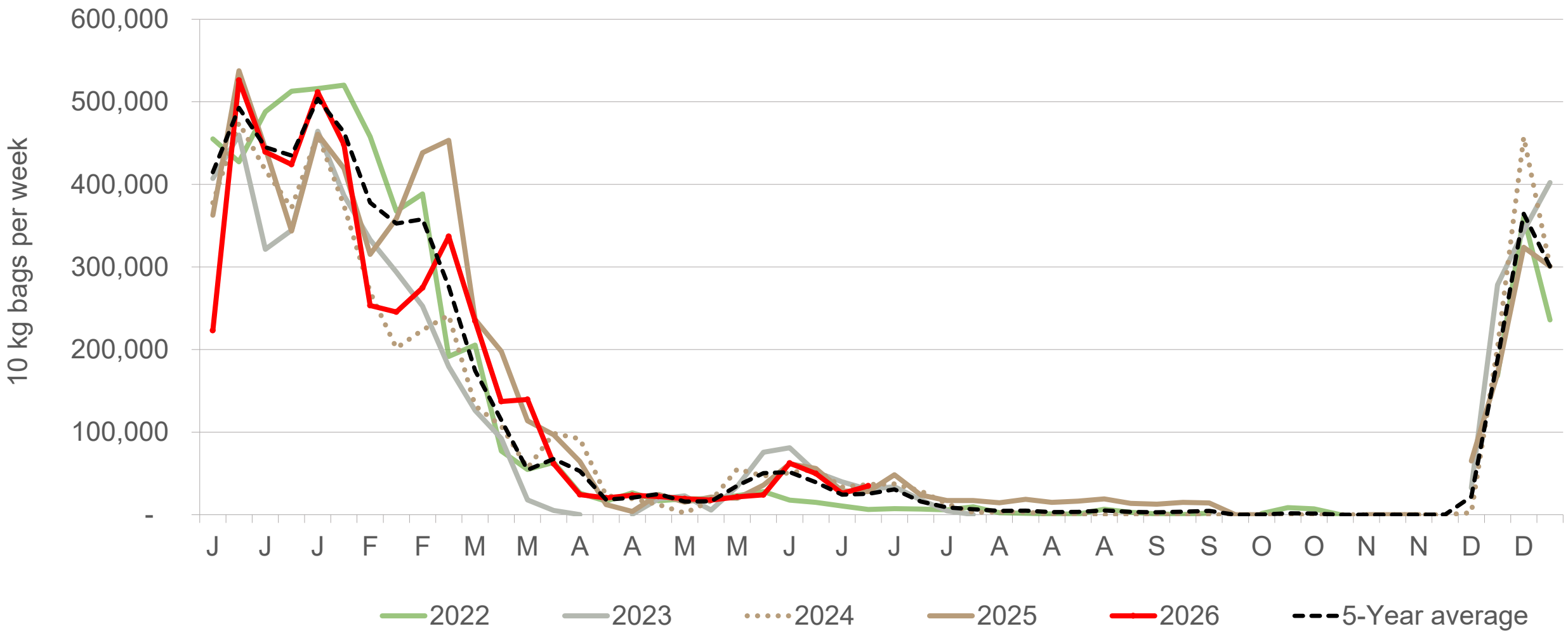
KwaZulu-Natal: Amount of 10 kg bags per week sold on FPMs (all classes)



Sold 23% bags **more** than the first 26 weeks of 2025 and 171,876 bags **more** than the 5-year average (2021 to 2025) of the first 26 weeks of each year.

Data disclaimer: Potatoes SA does not take responsibility for the accuracy or interpretation of company data re-purposed by 3rd parties

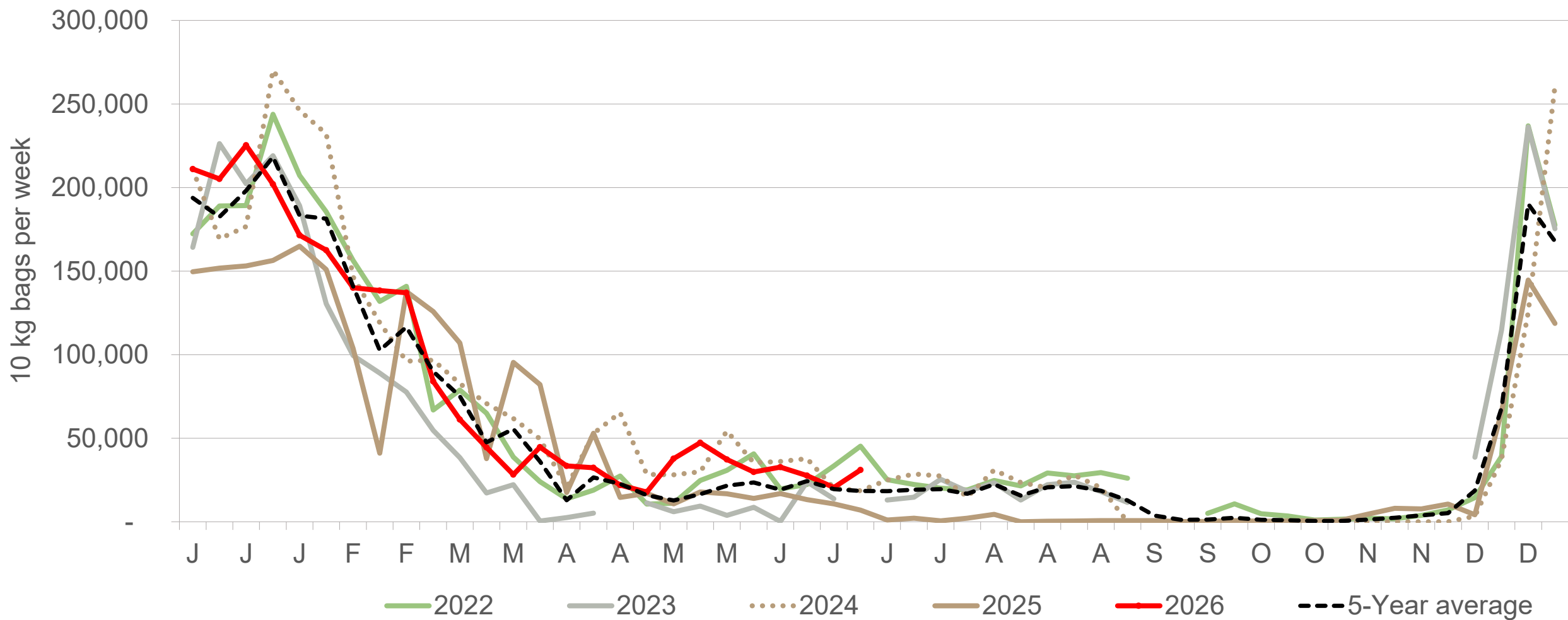
South Western Free State: Amount of 10 kg bags per week sold on FPMs (all classes)



Sold 11% bags **less** than the first 26 weeks of 2025 and 302,103 bags **less** than the 5-year average (2021 to 2025) of the first 26 weeks of each year.

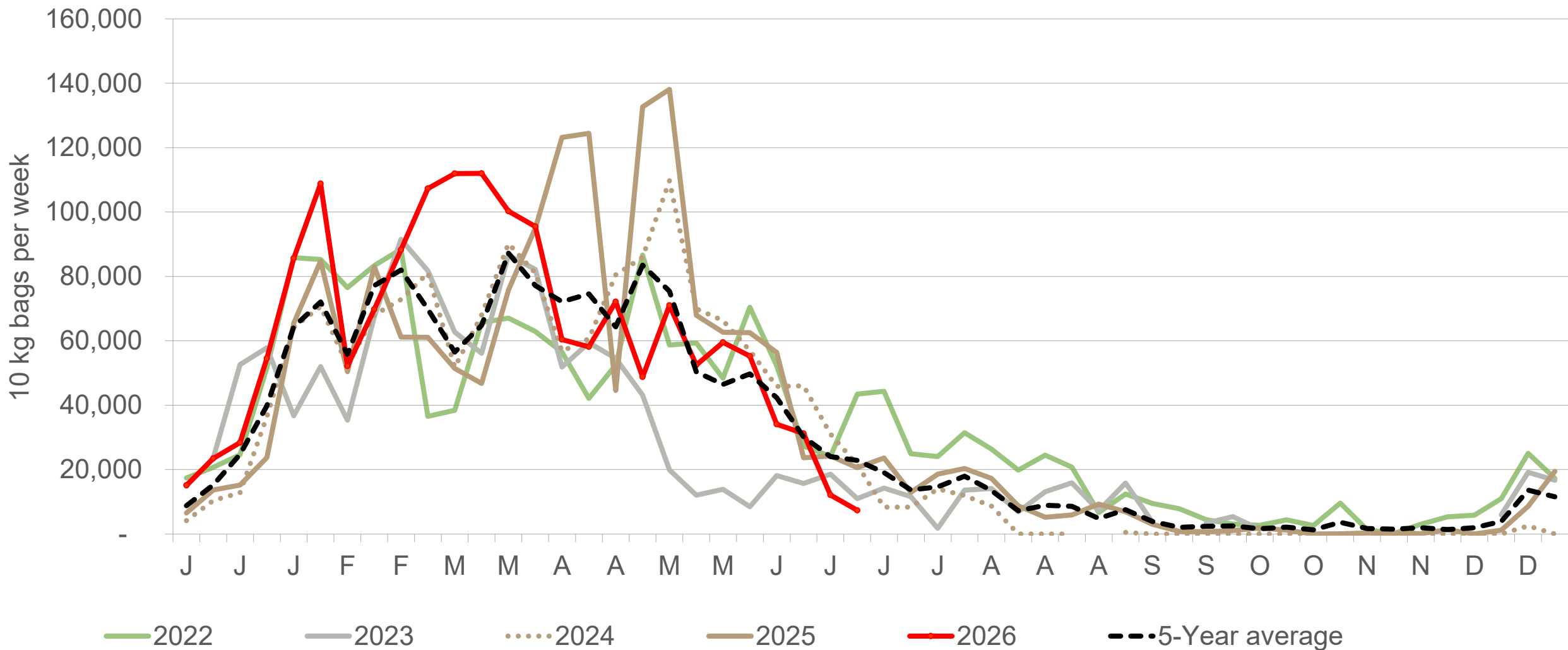
Data disclaimer: Potatoes SA does not take responsibility for the accuracy or interpretation of company data re-purposed by 3rd parties

Gauteng: Amount of 10 kg bags per week sold on FPMs (all classes)



Sold 19% bags **more** than the first 26 weeks of 2025 and 169,555 bags **more** than the 5-year average (2021 to 2025) of the first 26 weeks of each year.

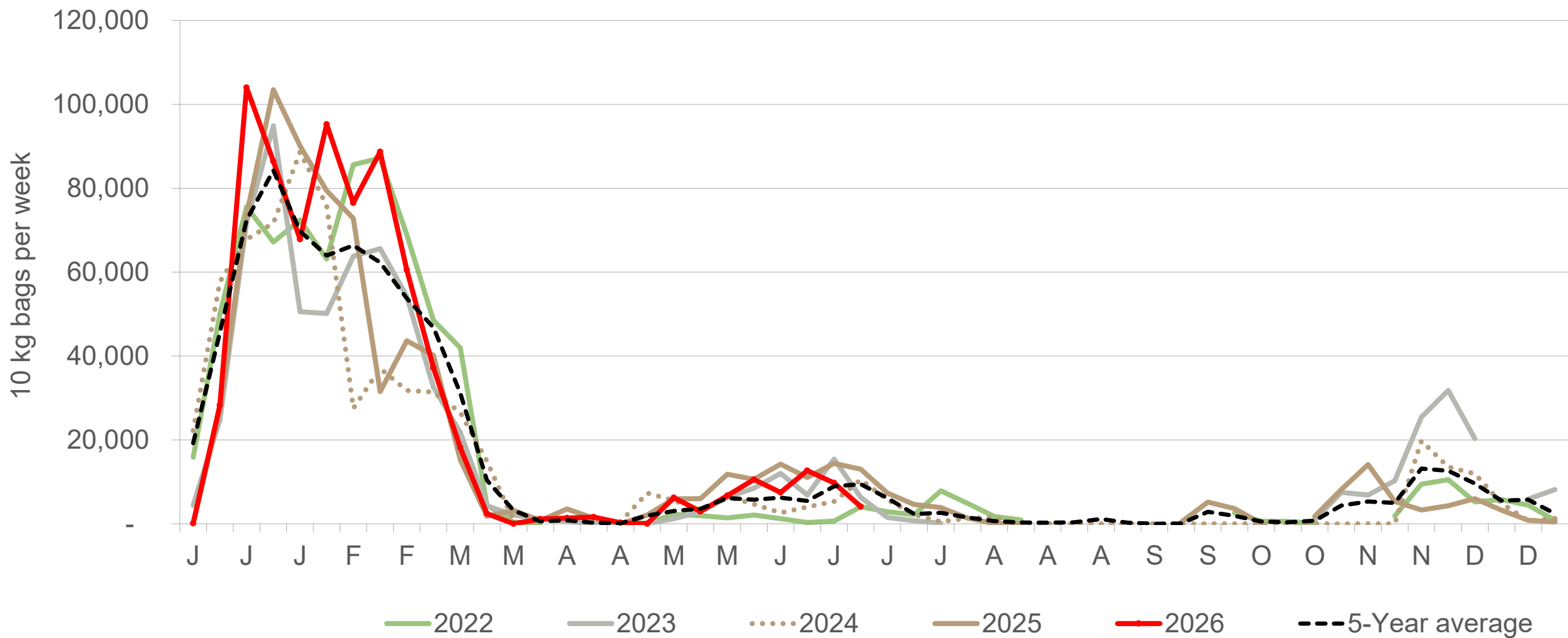
North Eastern Cape: Amount of 10 kg bags per week sold on FPMs (all classes)



Sold 0% bags **more** than the first 26 weeks of 2025 and 184,336 bags **more** than the 5-year average (2021 to 2025) of the first 26 weeks of each year.

Data disclaimer: Potatoes SA does not take responsibility for the accuracy or interpretation of company data re-purposed by 3rd parties

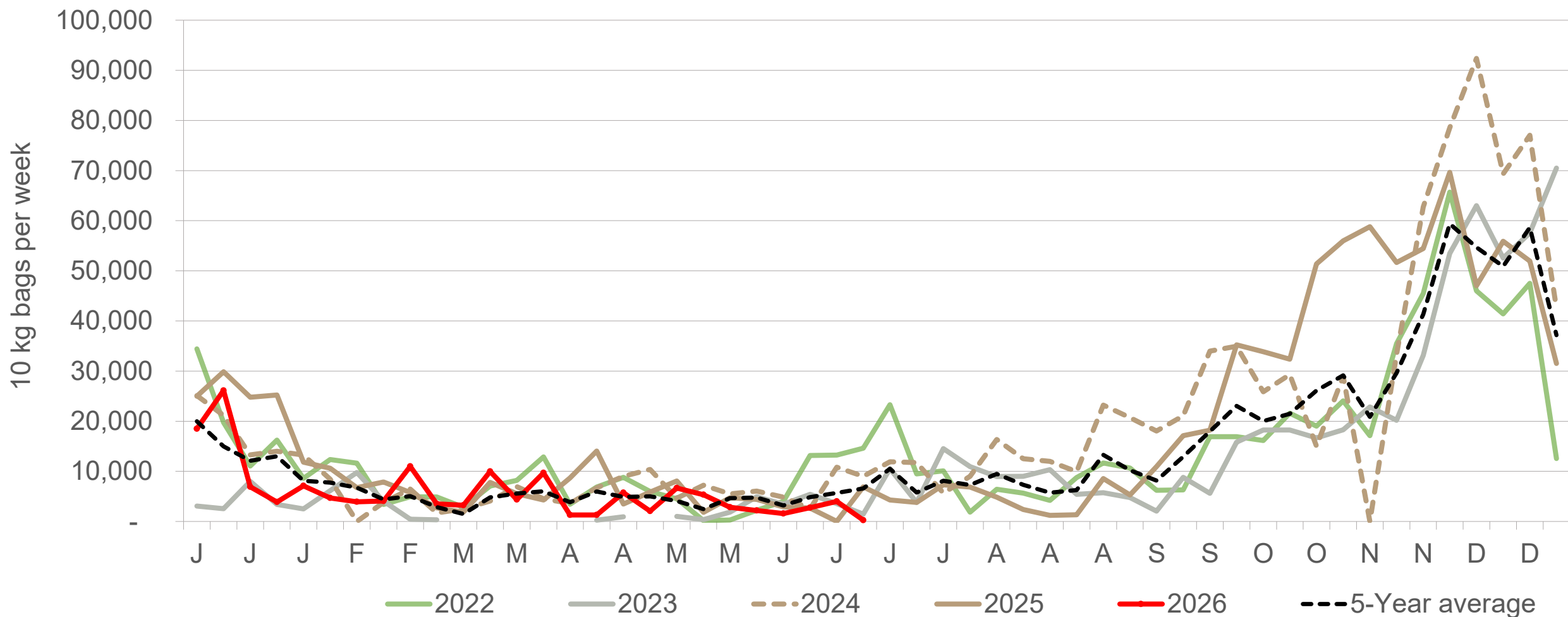
Mpumalanga: Amount of 10 kg bags per week sold on FPMs (all classes)



Sold 8% bags **more** than the first 26 weeks of 2025 and 48,963 bags **more** than the 5-year average (2021 to 2025) of the 26 weeks of each year.

Data disclaimer: Potatoes SA does not take responsibility for the accuracy or interpretation of company data re-purposed by 3rd parties

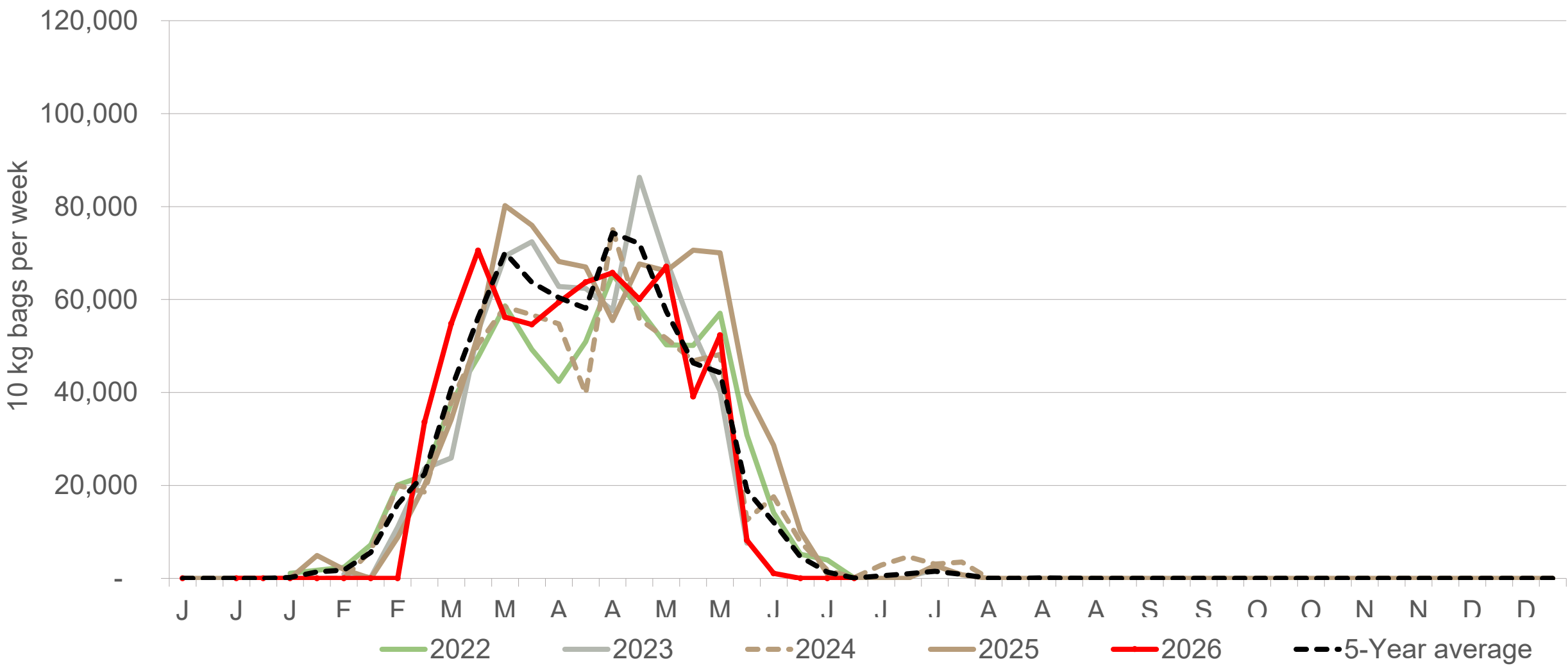
Eastern Cape: Amount of 10 kg bags per week sold on FPMs (all classes)



Sold 35% bags **less** than the first 26 weeks of 2025 and 16,027 bags **less** than the 5-year average (2021 to 2025) of the 26 weeks of each year.

Data disclaimer: Potatoes SA does not take responsibility for the accuracy or interpretation of company data re-purposed by 3rd parties

Ceres: Amount of 10 kg bags per week sold on FPMs (all classes)



Sold 17% bags **less** than the first 4 weeks of 2025 and 41,398 bags **less** than the 5-year average (2021 to 2025) of the first 26 weeks of each year.

Data disclaimer: Potatoes SA does not take responsibility for the accuracy or interpretation of company data re-purposed by 3rd parties

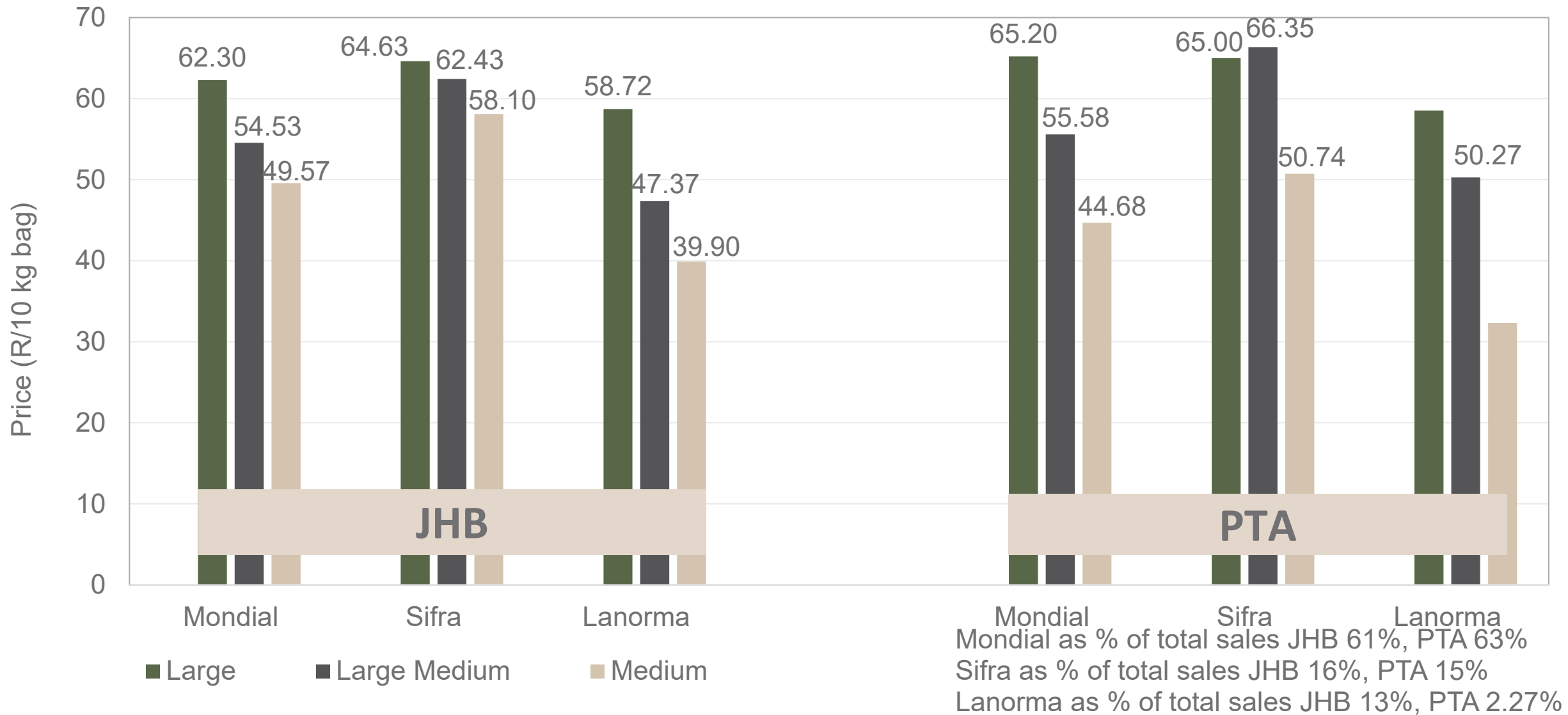
Average weekly prices and volumes for 10 kg bags of potatoes sold on selected markets from selected production regions



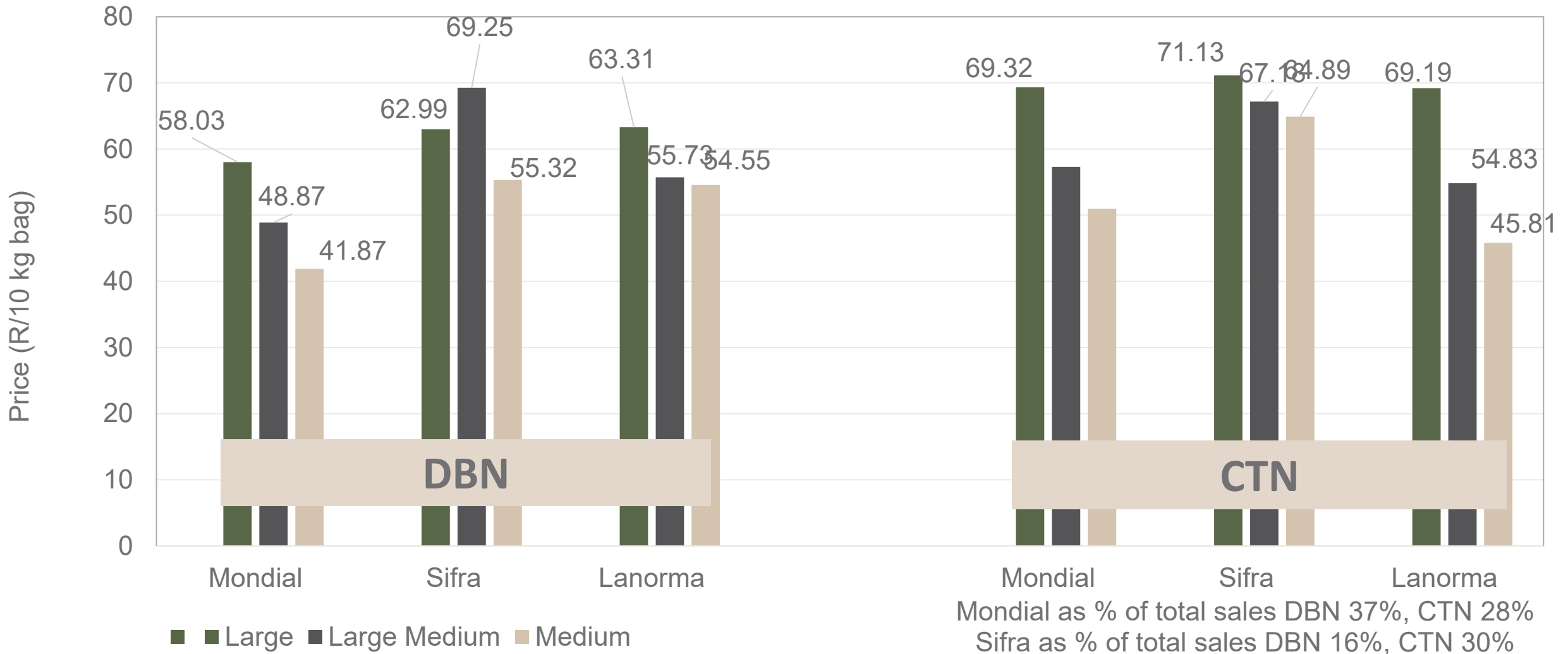
Klas & Grootte	Eastern Free State				Western Free State				Northern Cape				Limpopo				Sandveld		North West				All Regions	
	JOH		PRE		JOH		PRE		JOH		PRE		JOH		PRE		CAP		JOH		PRE		All Markets	
	Volume 10kg	Prices R/10kg	Volume 10kg	Prices R/10kg	Volume 10kg	Prices R/10kg	Volume 10kg	Prices R/10kg	Volume 10kg	Prices R/10kg	Volume 10kg	Prices R/10kg	Volume 10kg	Prices R/10kg	Volume 10kg	Prices R/10kg	Volume 10kg	Prices R/10kg	Volume 10kg	Prices R/10kg	Volume 10kg	Prices R/10kg	Volume 10kg	Prices R/10kg
1L	88 729	60.35	30 719	63.57	32 931	64.12	23 039	65.70	13 135	56.14	3 812	55.37	19 311	60.93	4 576	62.76	6 851	66.10	5 960	64.15	1 197	65.41	327 381	61.49
1L/M	68 116	51.25	31 340	53.08	53 704	58.65	27 760	62.07	14 782	46.65	3 643	50.14	20 445	56.53	9 115	57.82	20 225	58.45	11 339	58.91	2 679	72.30	402 082	54.83
1M	47 981	44.77	22 546	40.02	62 417	53.91	21 874	53.26	10 072	44.39	3 206	41.36	31 474	46.11	6 897	54.32	30 420	54.69	10 802	48.02	6 957	39.79	386 814	48.64
1S	15 959	25.41	7 239	26.09	8 344	31.24	1 987	28.38	571	24.61	143	21.95	13 605	22.96	2 045	28.99	15 928	29.48	1 618	32.44	893	26.84	110 141	25.85
1S/M	12 954	35.03	8 864	35.09	17 910	40.45	6 566	40.85	1 315	32.24	578	21.71	11 086	42.06	3 505	38.72	3 754	41.15	3 543	46.44	1 516	41.73	127 647	39.62
1XL	11 665	57.44	-	-	199	66.61	-	-	-	-	-	-	-	-	-	-	-	-	-	-	-	-	11 864	57.60
1XS	3 680	19.31	-	-	7 842	25.44	-	-	286	14.16	-	-	8 713	24.51	-	-	-	-	1 514	20.57	-	-	22 439	23.36
1XXS	-	-	-	-	-	-	-	-	-	-	-	-	499	50.07	-	-	-	-	-	-	-	-	499	50.07
2L	27 511	47.66	11 873	53.87	5 140	51.87	10 855	55.71	6 735	43.83	2 129	41.20	4 839	42.86	1 400	51.23	2 422	54.03	56	43.21	-	-	124 508	49.52
2L/M	14 313	40.37	13 895	49.96	7 915	41.30	12 083	50.67	3 311	35.70	3 341	42.38	4 750	40.86	3 424	44.65	7 214	47.79	2 100	44.92	-	-	120 099	44.86
2M	12 399	33.68	6 807	36.50	16 074	35.76	12 563	41.13	2 322	30.57	1 650	33.15	5 617	34.59	3 073	36.49	13 405	37.19	1 506	35.96	-	-	120 030	36.32
2S	1 784	25.37	3 532	26.26	1 576	23.97	882	18.63	550	14.99	2	15.00	330	27.35	559	26.92	6 974	25.94	-	-	-	-	43 817	18.80
2S/M	3 929	21.77	2 100	29.46	6 639	26.81	3 822	34.32	1 130	21.75	106	24.15	1 142	21.83	411	21.49	2 082	27.07	88	27.90	-	-	39 005	27.57
2XL	422	58.55	-	-	604	53.30	-	-	-	-	-	-	-	-	-	-	-	-	-	-	-	-	1 026	55.46
2XS	173	14.12	-	-	-	-	-	-	-	-	-	-	-	-	-	-	-	-	-	-	-	-	1 154	10.02
2XXS	-	-	-	-	-	-	-	-	-	-	-	-	-	-	-	-	-	-	-	-	-	-	-	-
3L	11 043	34.60	7 597	43.61	1 610	33.31	5 978	43.92	3 057	31.86	1 654	32.05	287	39.87	-	-	30	22.33	515	36.31	107	30.95	50 508	38.27
3L/M	8 508	30.68	4 244	37.52	9 954	33.50	6 747	38.69	1 323	30.26	326	27.64	326	35.98	179	29.22	110	40.00	1 133	29.29	717	33.67	59 132	34.32
3M	4 612	23.30	3 720	28.34	11 647	26.65	7 226	27.64	2 196	22.88	1 976	21.23	118	25.00	1 214	29.19	3 072	28.85	2 900	26.77	1 153	23.74	69 385	27.28
3S/M	134	20.00	188	15.00	-	-	888	23.62	-	-	-	-	-	-	161	20.16	-	-	-	-	-	-	8 602	21.46
3XS	-	-	-	-	-	-	-	-	-	-	-	-	-	-	-	-	-	-	-	-	-	-	-	-
3XXS	-	-	-	-	-	-	-	-	-	-	-	-	-	-	-	-	-	-	-	-	-	-	-	-
4L	-	-	6 337	27.33	-	-	-	-	-	-	-	-	-	-	-	-	-	-	-	-	-	-	7 190	28.81
4L/M	-	-	724	35.00	-	-	-	-	-	-	-	-	-	-	-	-	-	-	-	-	-	-	2 163	31.18
4M	-	-	674	20.57	-	-	677	29.42	-	-	-	-	-	-	-	-	-	-	-	-	-	-	7 857	17.17
4S	-	-	-	-	-	-	-	-	-	-	-	-	-	-	-	-	1 795	2.66	-	-	-	-	2 237	4.18
4S/M	-	-	-	-	-	-	60	16.08	-	-	-	-	-	-	-	-	-	-	-	-	-	-	830	7.80
Total	334 148	47.34	162 810	46.50	244 506	48.82	143 673	51.50	60 785	43.42	23 119	40.80	122 542	44.53	38 617	47.67	126 190	43.23	43 074	48.75	15 862	44.13	2 076 120	45.78

Data disclaimer: Potatoes SA does not take responsibility for the accuracy or interpretation of company data re-purposed by 3rd parties

PTA & JHB markets: Average Prices - Different Sizes (only 10 kg bags)



DBN & CTN markets: Average Prices - Different Sizes (only 10 kg bags)



Mondial as % of total sales DBN 37%, CTN 28%
 Sifra as % of total sales DBN 16%, CTN 30%
 Lanorma as % of total sales DBN 16.63%, CTN 15%


Data disclaimer: Potatoes SA does not take responsibility for the accuracy or interpretation of company data re-purposed by 3rd parties

Thank you for your time


Feel free to contact us

 Lebo@potatoes.co.za

Jodie@potatoes.co.za

 +27 (0)12 349 1906

 6 De Havilland Crescent
Persequor Techno Park
Persequor Park
Pretoria

 www.potatoes.co.za



Potatoes
Aartappels SA