



**Weekly Market Information**

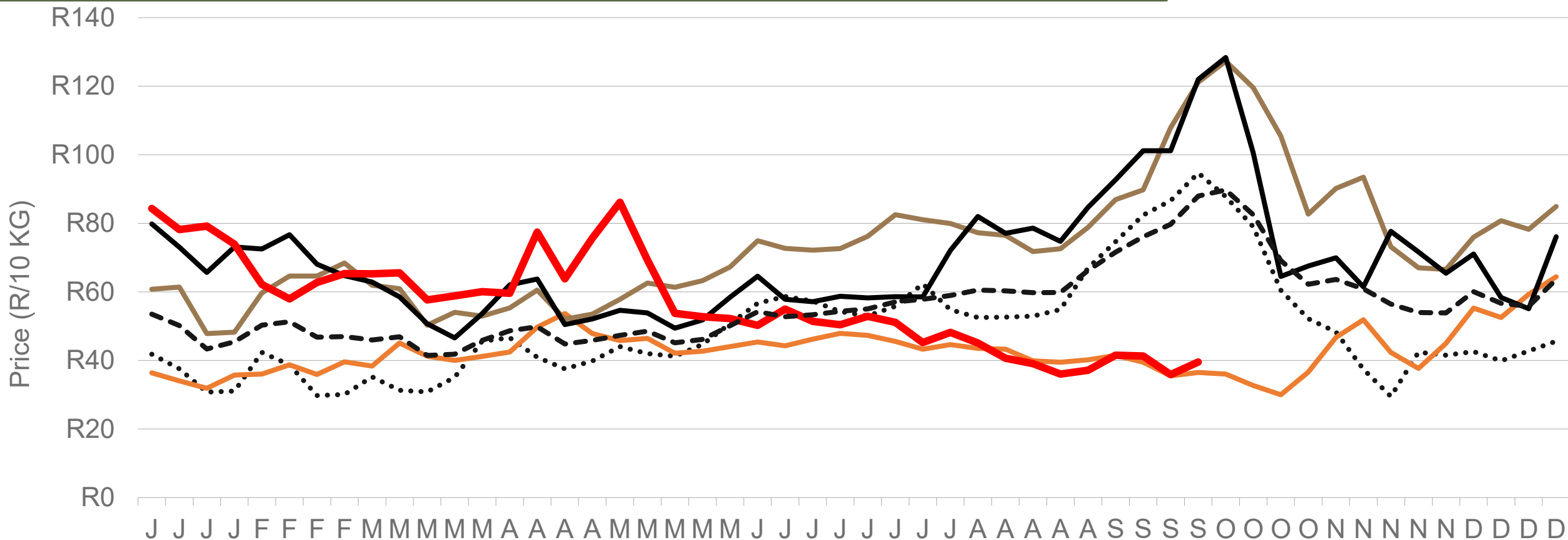
**26 September 2025**



**Potatoes  
Aartappels SA**

[www.potatoes.co.za](http://www.potatoes.co.za)

# Average weekly price – all markets & all classes





.....2021    — 2022    — 2023    — 2024    — 2025\*    - - - 5-Year average



Number of bags sold

**1%**

(Week on Week)



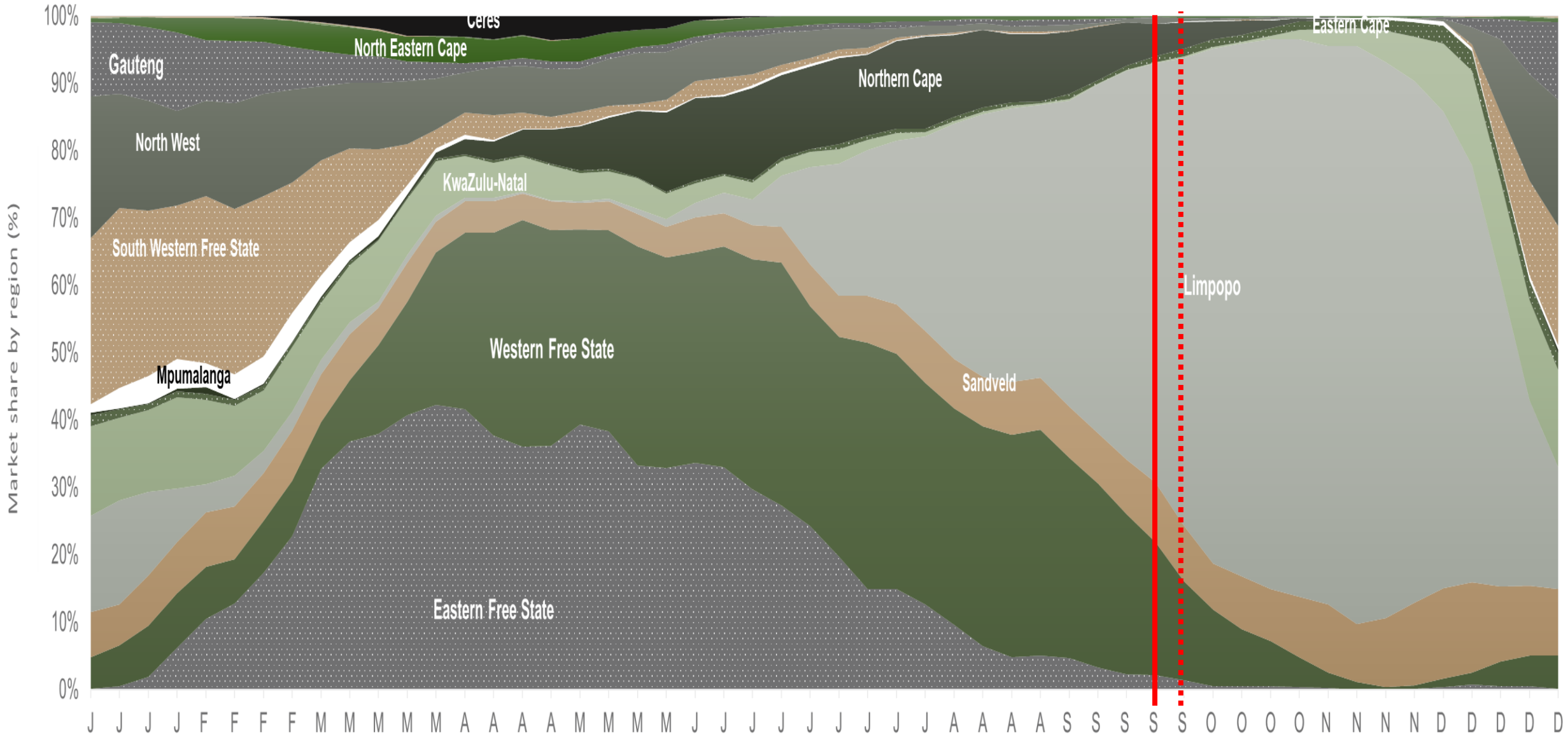
Average weekly price

**10%**

(Week on week)

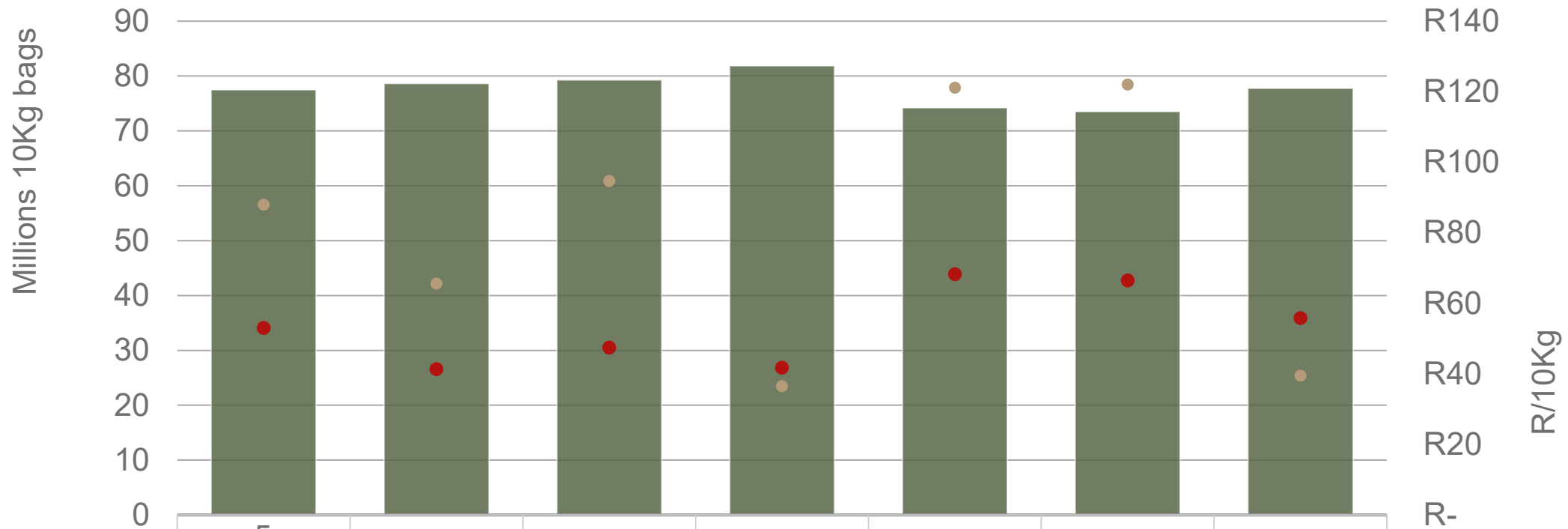


# Market share of regions on fresh produce markets 2019-2024



Data disclaimer: Potatoes SA does not take responsibility for the accuracy or interpretation of company data re-purposed by 3rd parties

# Cumulative total number of 10 kg bags sold on markets

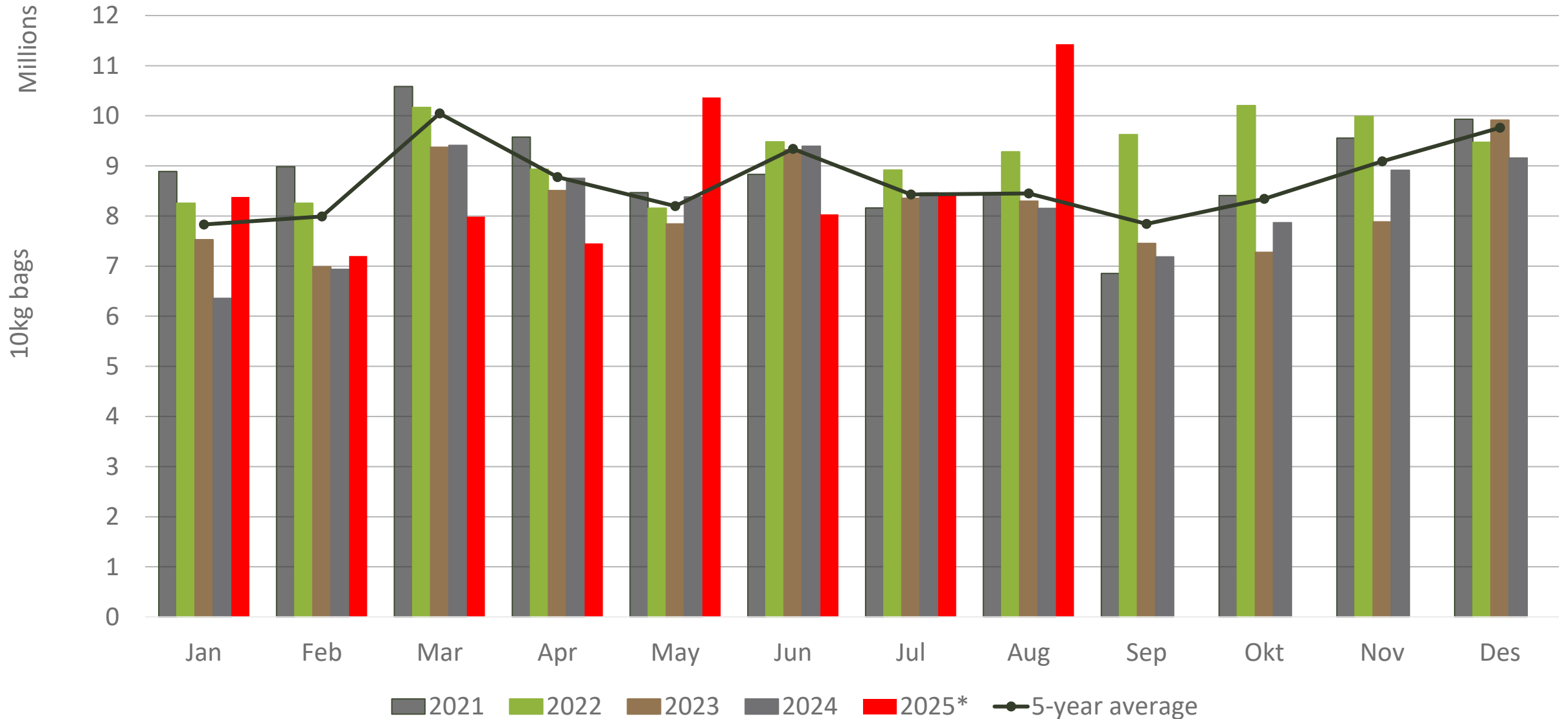


■ Number of bags sold (To Date)	77,491,25	78,626,49	79,294,18	81,858,97	74,192,14	73,484,44	77,727,45
● Average price (To Date)	R53.05	R41.32	R47.45	R41.73	R68.25	R66.50	R55.79
● Current Weeks Price	R87.98	R65.58	R94.69	R36.49	R121.16	R121.99	R39.53

Sold 236,206 bags **more** than the **5-year average** (2020 to 2024) of the first 39 weeks of 2025

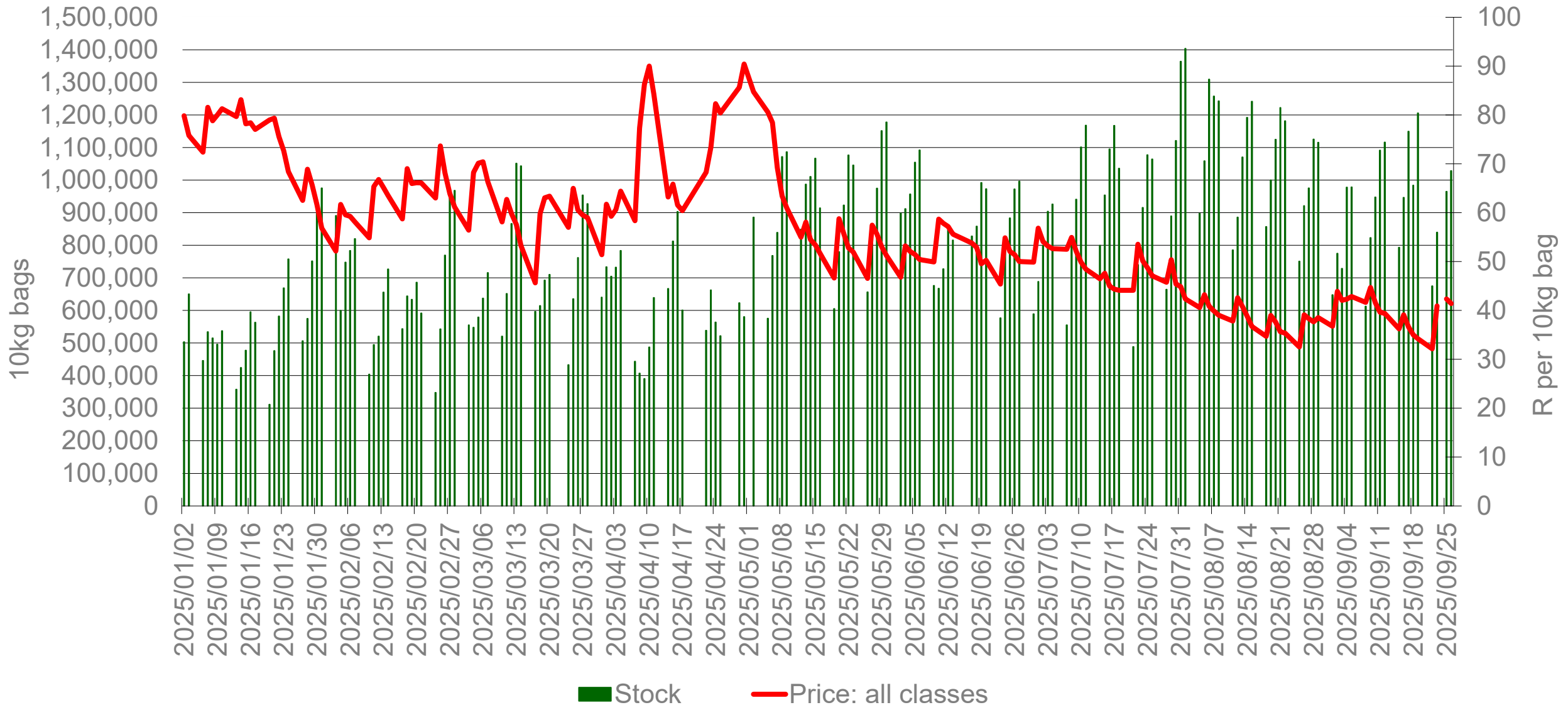
*Data disclaimer: Potatoes SA does not take responsibility for the accuracy or interpretation of company data re-purposed by 3rd parties*

# Monthly sales volumes on markets: Potatoes

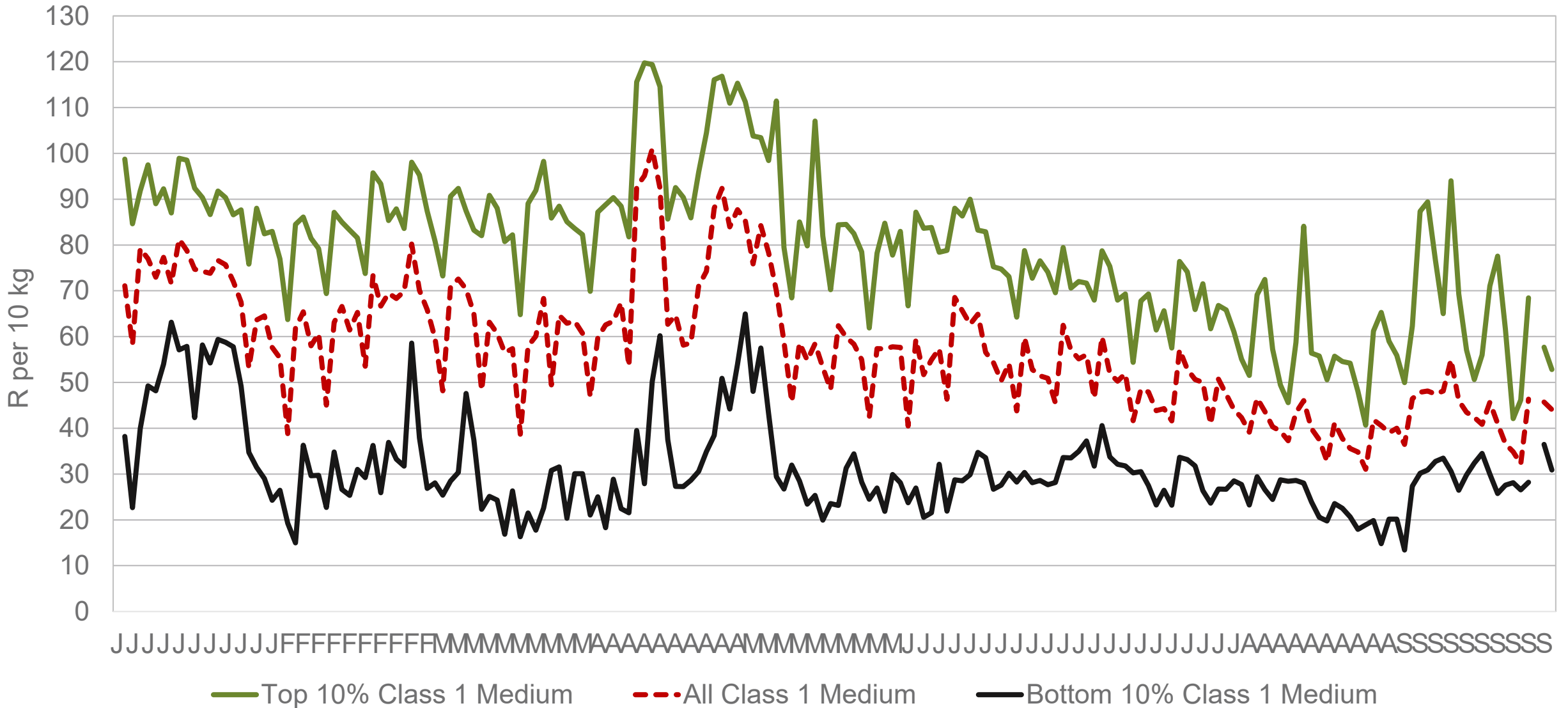


Data disclaimer: Potatoes SA does not take responsibility for the accuracy or interpretation of company data re-purposed by 3rd parties

# RSA daily price versus daily available stocks (all classes & all sizes)

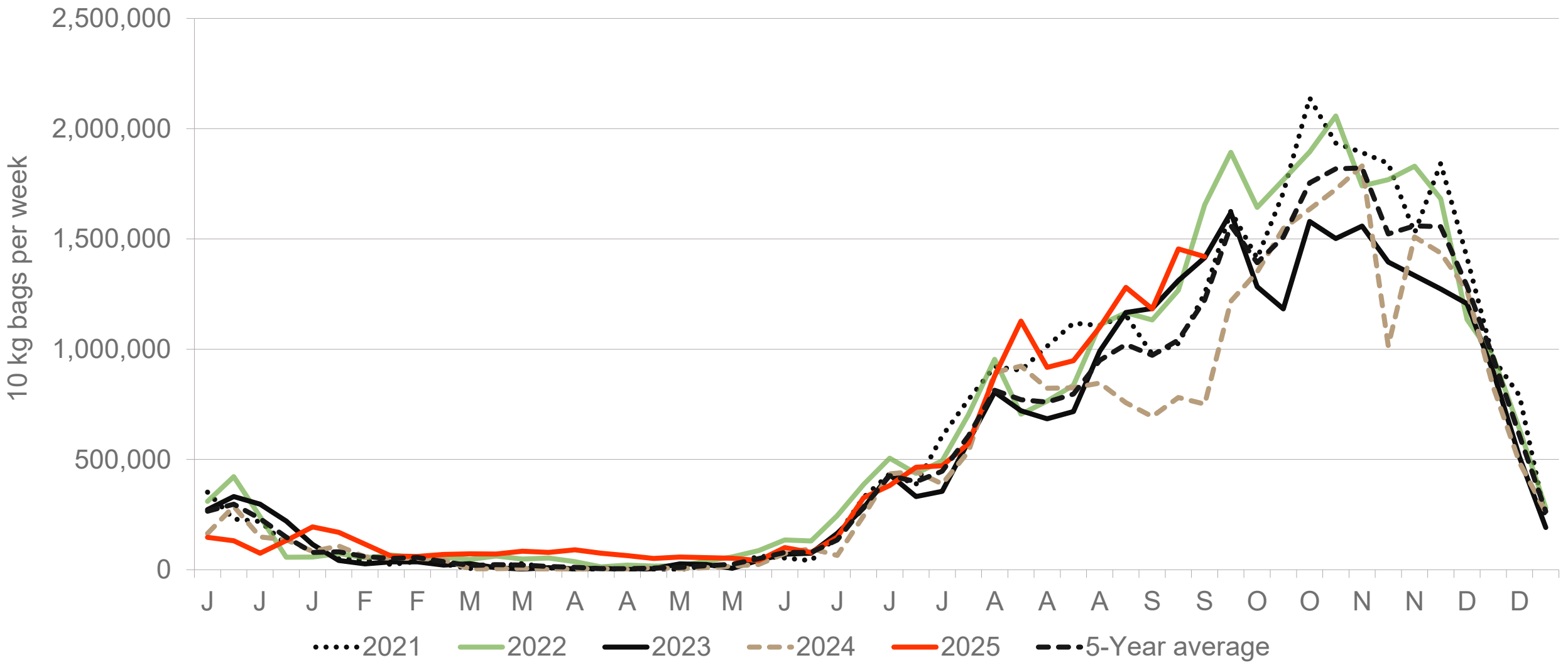


# JHB market daily : Top 10% versus bottom 10% prices – Class 1 Medium (since January 2025)



Data disclaimer: Potatoes SA does not take responsibility for the accuracy or interpretation of company data re-purposed by 3rd parties

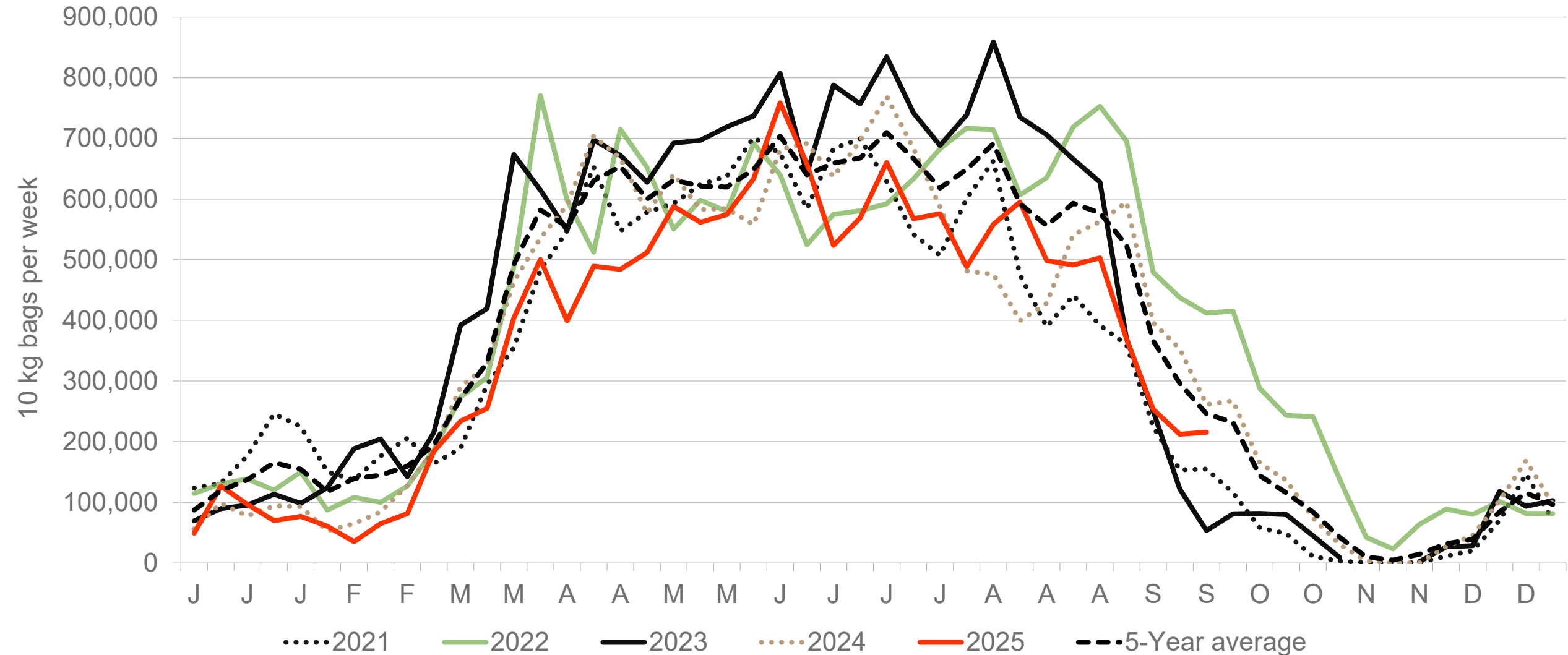
# Limpopo: Amount of 10 kg bags per week sold on FPMs (all classes)



Sold 37% bags **more** than the first 39 weeks of 2024 and 2,486,550bags **more** than the 5-year average (2020 to 2024) of the first 39 weeks of each year.

*Data disclaimer: Potatoes SA does not take responsibility for the accuracy or interpretation of company data re-purposed by 3rd parties*

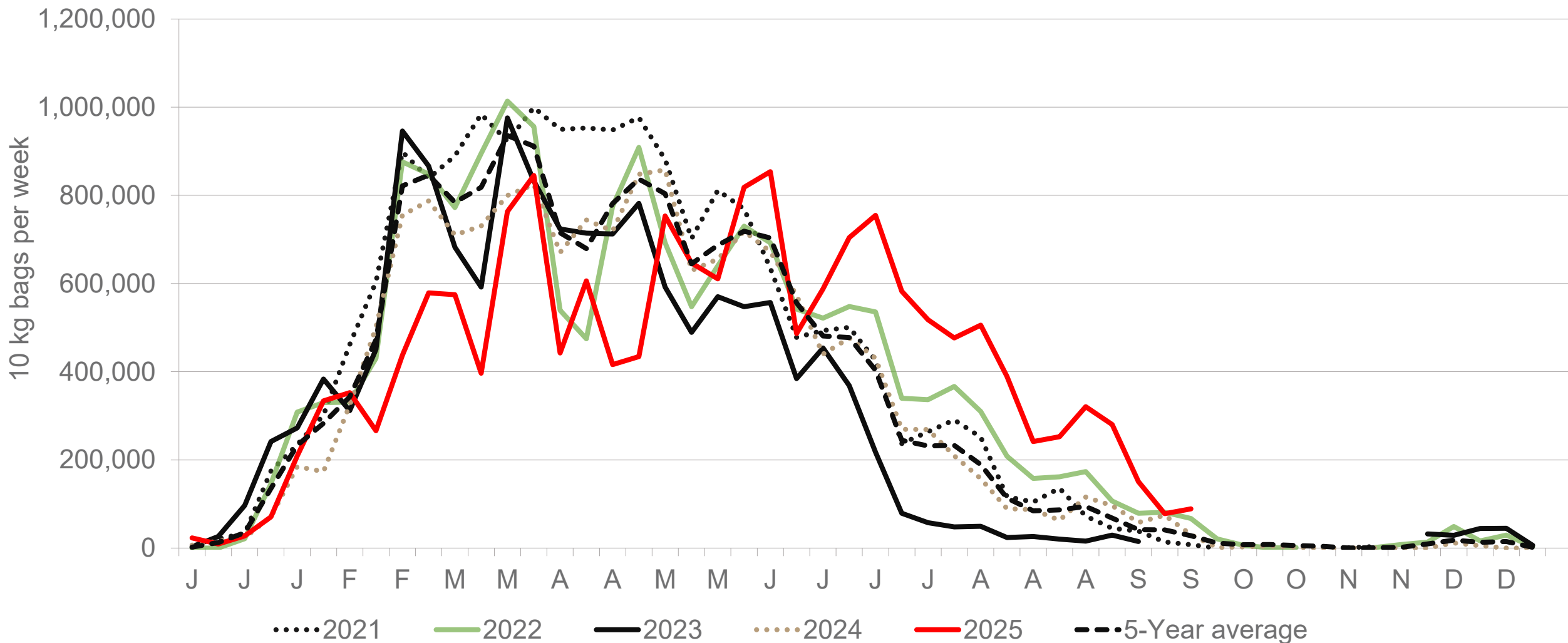
# Western Free State : Amount of 10 kg bags per week sold on FPMs (all classes)



Sold 10% bags **less** than the first 39 weeks of 2024 and 2,834,287 bags **less** than the 5-year average (2020 to 2024) of the first 39 weeks of each year.

*Data disclaimer: Potatoes SA does not take responsibility for the accuracy or interpretation of company data re-purposed by 3rd parties*

# Eastern Free State: Amount of 10 kg bags per week sold on FPMs (all classes)

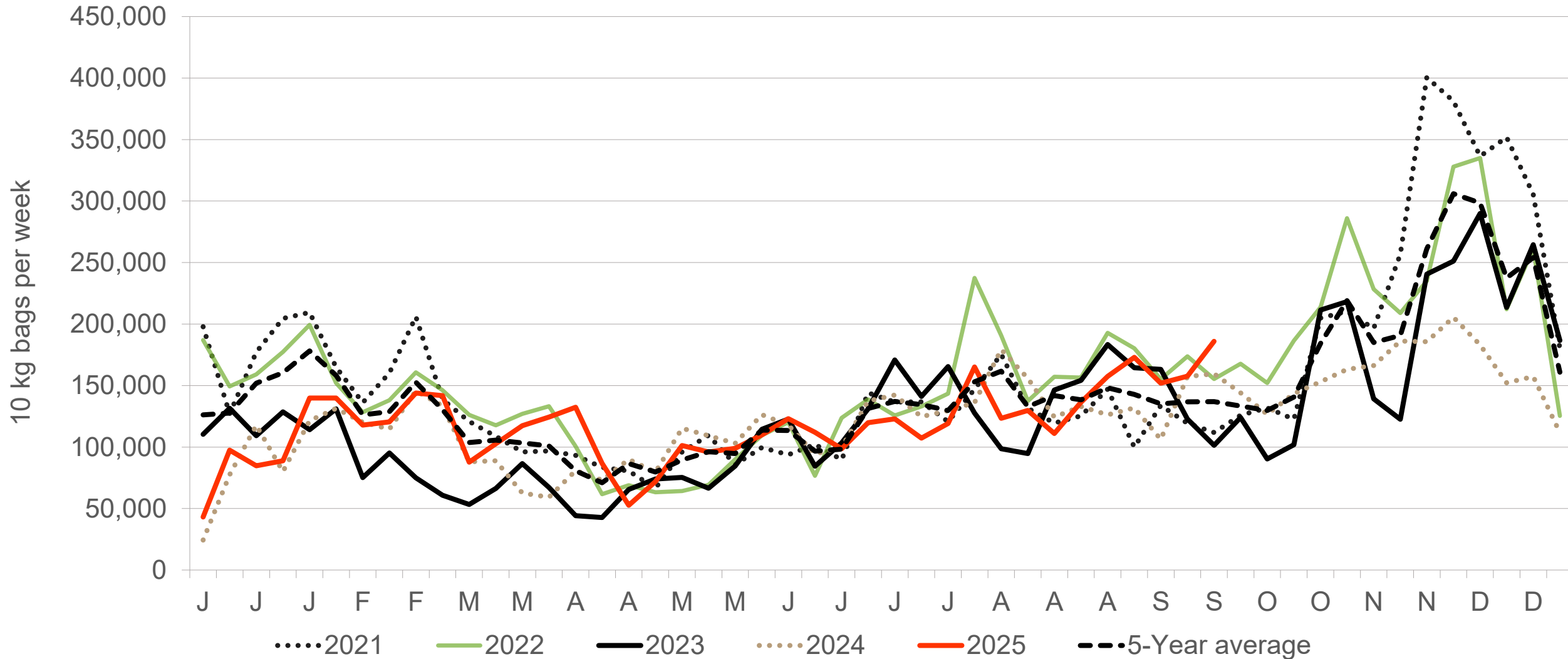


Sold 6% bags **more** than the first 39 weeks of 2024 and 309,395 **more** than the 5-year average (2020 to 2024) of the first 39 weeks of each year.

*Data disclaimer: Potatoes SA does not take responsibility for the accuracy or interpretation of company data re-purposed by 3rd parties*



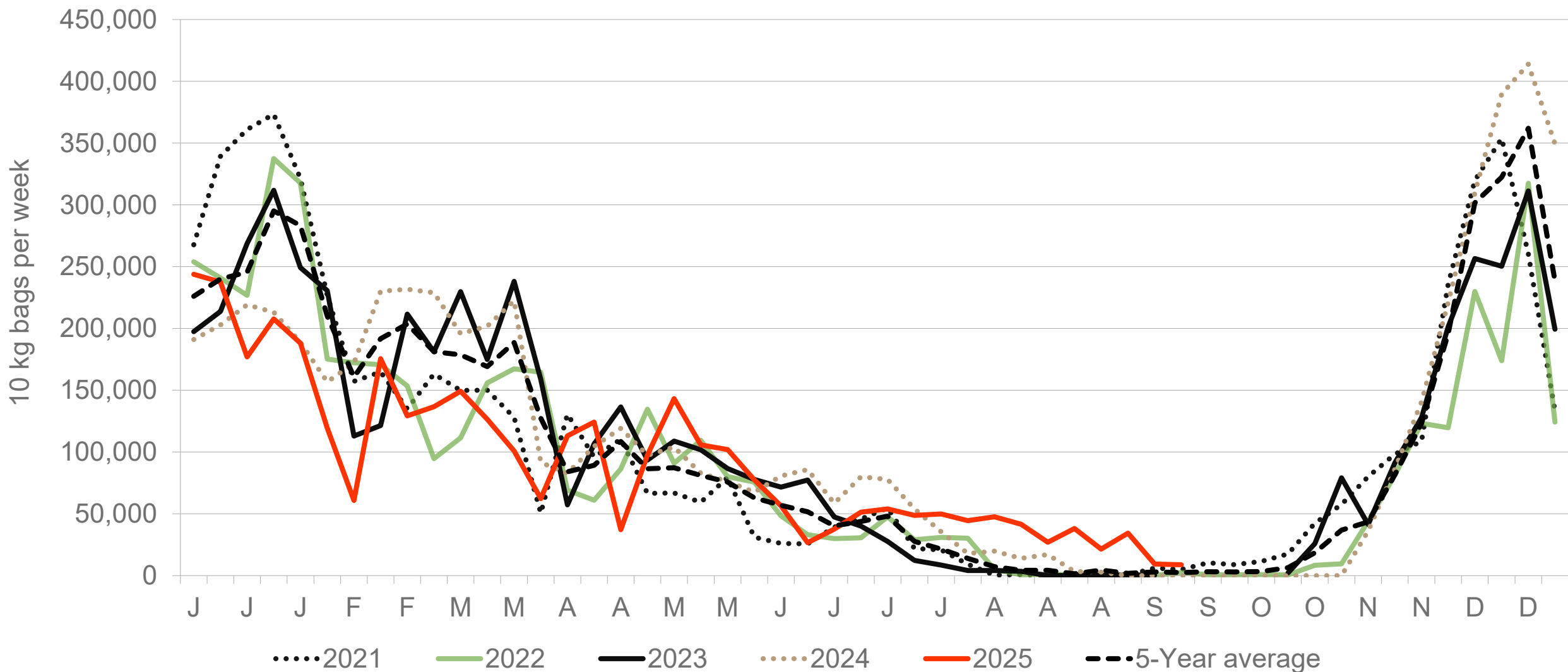
# Sandveld: Amount of 10 kg bags per week sold on FPMs (all classes)



Sold 4% bags **more** than the first 39 weeks of 2024 and 240,925 bags **less** than the 5-year average (2020 to 2024) of the first 39 weeks of each year.

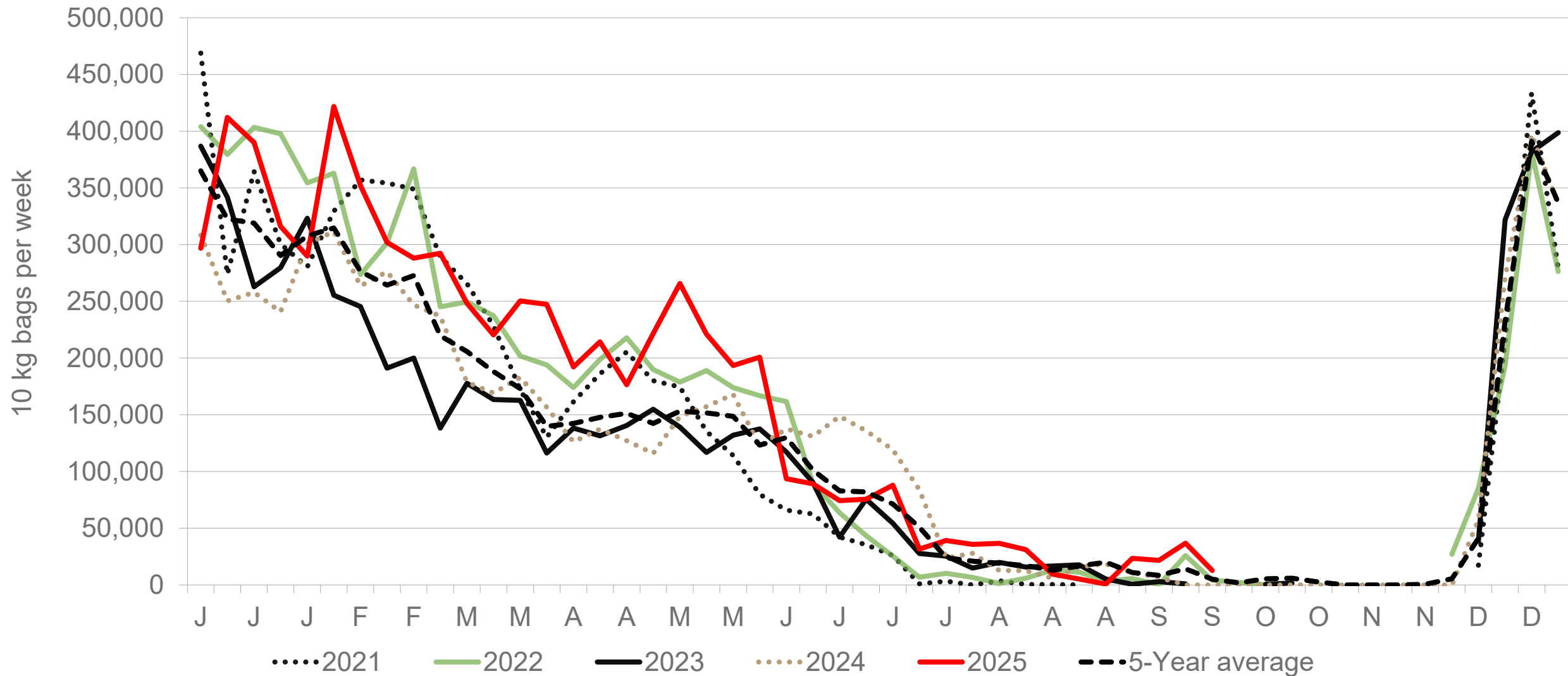
*Data disclaimer: Potatoes SA does not take responsibility for the accuracy or interpretation of company data re-purposed by 3rd parties*

# KwaZulu-Natal: Amount of 10 kg bags per week sold on FPMs (all classes)



Sold 13% bags **less** than the first 39 weeks of 2024 and 399,503 bags **less** than the 5-year average (2020 to 2024) of the first 39 weeks of each year.

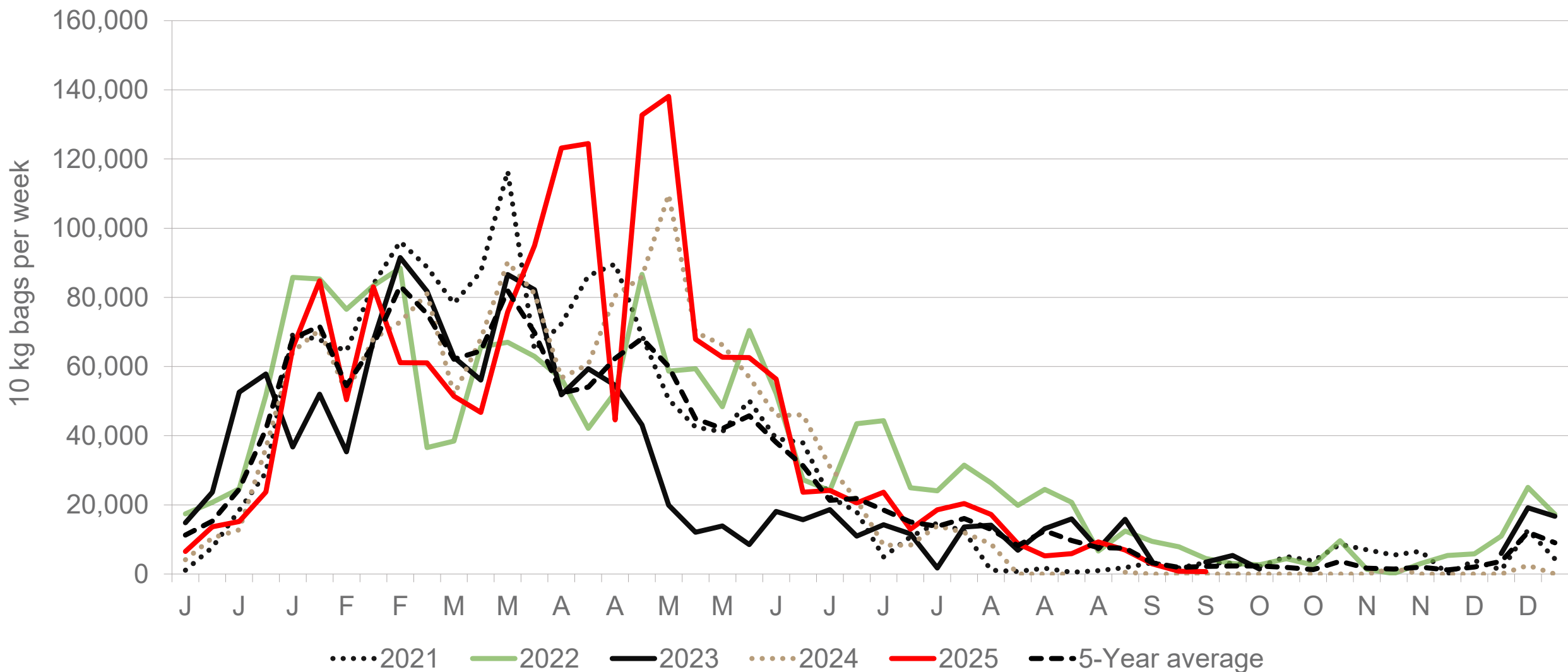
# North-West: Amount of 10 kg bags per week sold on FPMs (all classes)



Sold 25% bags **more** than the first 39 weeks of 2024 and 1,210,677 **more** than the 5-year average (2020 to 2024) of the first 39 weeks of each year.

*Data disclaimer: Potatoes SA does not take responsibility for the accuracy or interpretation of company data re-purposed by 3rd parties*

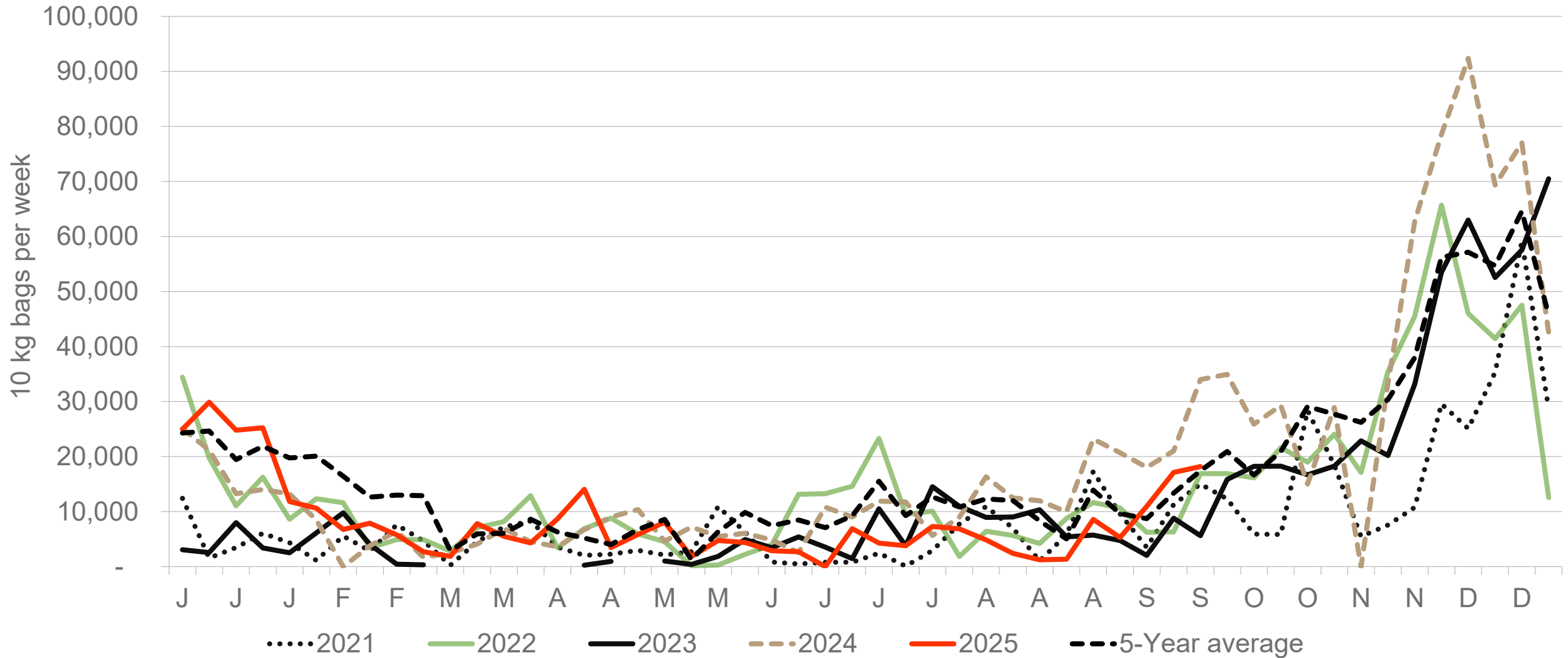
# North Eastern Cape: Amount of 10 kg bags per week sold on FPMs (all classes)



Sold 13% bags **more** than the first 39 weeks of 2024 and 286,391 bags **more** than the 5-year average (2020 to 2024) of the first 39 weeks of each year.

*Data disclaimer: Potatoes SA does not take responsibility for the accuracy or interpretation of company data re-purposed by 3rd parties*

# Eastern Cape: Amount of 10 kg bags per week sold on FPMs (all classes)



Sold 21% bags **less** than the first 39 weeks of 2024 and 60,297 bags **less** than the 5-year average (2020 to 2024) of the 39 weeks of each year.

*Data disclaimer: Potatoes SA does not take responsibility for the accuracy or interpretation of company data re-purposed by 3rd parties*

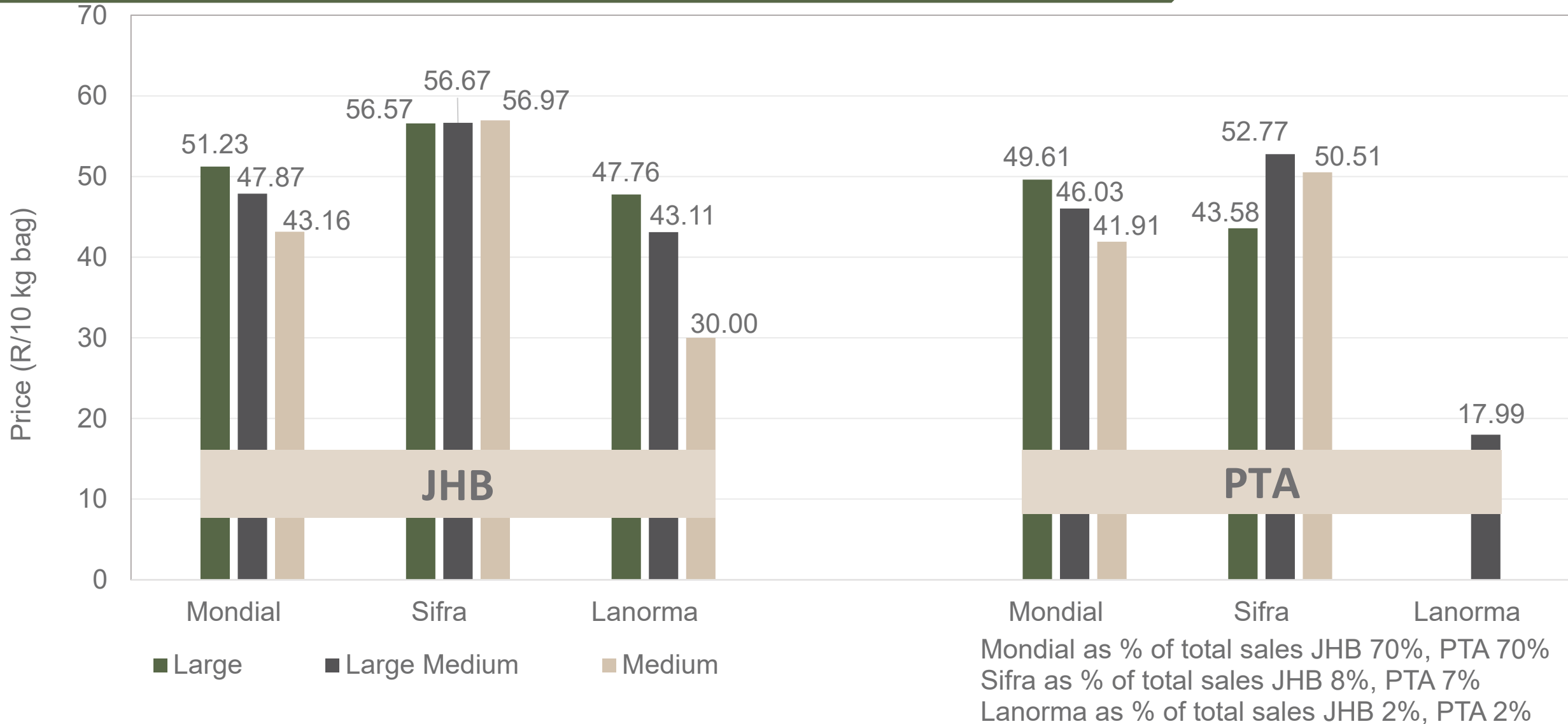
# Average weekly prices and volumes for 10 kg bags of potatoes sold on selected markets from selected production regions



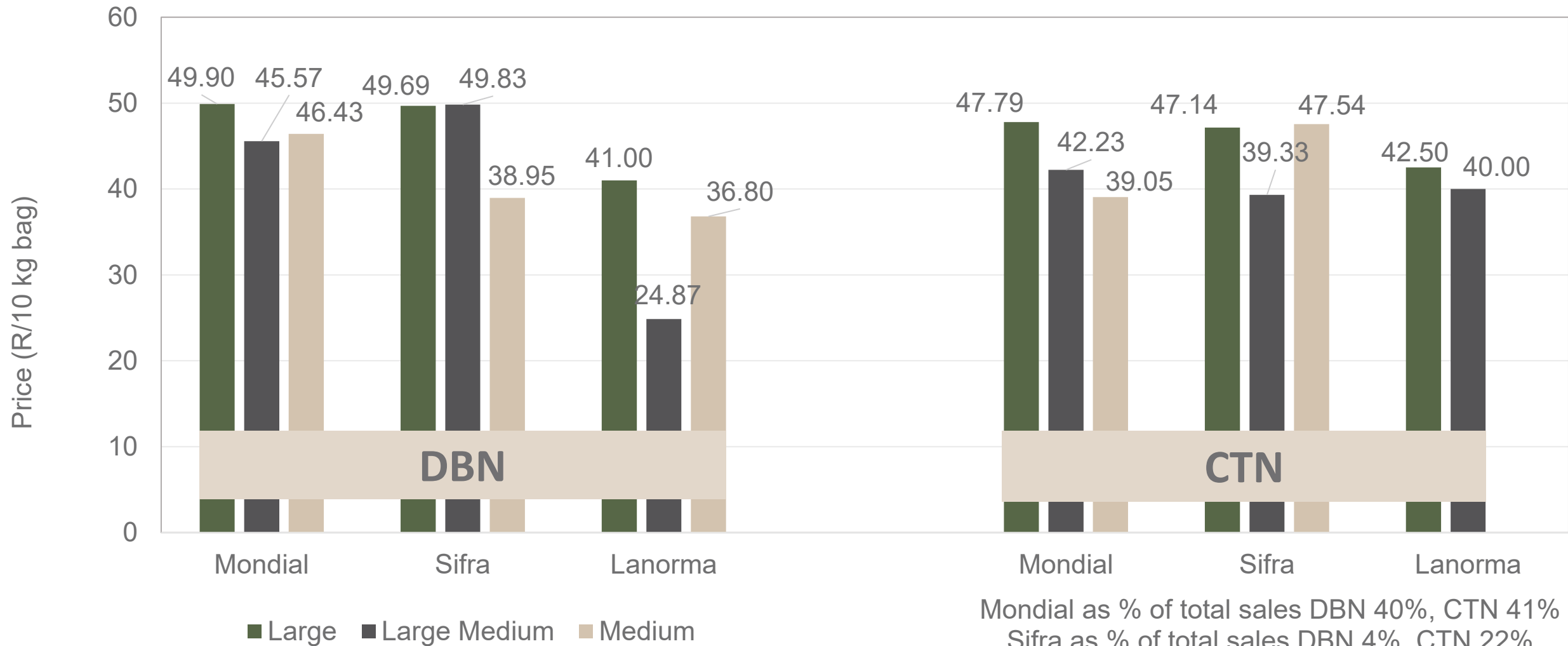
Klas & Grootte	Limpopo												Western Free State				Sandveld		Eastern Free State		All Regions	
	JOH		PRE		DUR		SPR		KLE		BLO		JOH		PRE		CAP		JOH		All Markets	
	Volume	Prices	Volume	Prices	Volume	Prices	Volume	Prices	Volume	Prices	Volume	Prices	Volume	Prices	Volume	Prices	Volume	Prices	Volume	Prices	Volume	Prices
	10kg	R/10kg	10kg	R/10kg	10kg	R/10kg	10kg	R/10kg	10kg	R/10kg	10kg	R/10kg	10kg	R/10kg	10kg	R/10kg	10kg	R/10kg	10kg	R/10kg	10kg	R/10kg
1L	137 799	53.48	82 866	48.74	16 081	51.08	16 593	49.68	15 965	42.36	7 424	51.17	3 280	48.98	5 453	37.19	24 057	46.99	23 274	42.98	386 937	49.37
1L/M	168 291	49.58	92 104	46.22	36 979	53.52	31 909	41.06	15 725	40.68	10 400	47.84	5 433	45.41	6 438	38.48	46 700	41.39	10 268	41.45	494 398	46.17
1M	124 870	44.58	56 091	42.66	42 106	48.02	17 514	37.69	11 254	38.23	5 124	42.58	5 261	39.02	2 977	32.72	42 439	41.21	3 391	29.91	360 540	42.87
1S	61 854	24.54	20 888	22.21	33 867	21.42	7 891	19.73	5 519	23.59	3 825	17.21	812	22.40	903	19.49	18 268	28.71	195	27.95	172 879	23.92
1S/M	38 274	33.79	18 093	29.98	11 914	40.50	4 694	31.17	857	23.72	1 260	28.95	1 224	27.92	1 971	27.01	4 983	32.66	1 058	30.96	105 589	32.44
1XL	2 225	53.56	-	-	-	-	-	-	-	-	-	-	546	50.00	-	-	-	-	1 389	47.35	4 160	51.02
1XS	38 209	15.58	-	-	-	-	-	-	-	-	-	-	220	10.00	-	-	-	-	195	18.49	38 624	15.56
1XXS	-	-	-	-	-	-	-	-	-	-	-	-	-	-	-	-	-	-	-	-	-	-
2L	26 635	42.12	20 347	38.07	2 552	40.37	3 168	46.24	3 987	38.45	894	43.51	5 380	42.87	5 476	36.25	8 939	41.29	4 601	35.07	117 951	39.34
2L/M	23 504	40.22	17 865	36.83	3 583	37.03	5 628	37.87	4 139	35.83	916	38.64	8 183	35.52	4 311	36.38	8 806	36.46	1 732	35.30	119 652	36.09
2M	20 345	39.38	8 639	32.02	2 857	38.21	2 059	39.07	1 724	29.28	933	27.46	4 184	29.99	3 191	32.50	10 811	33.47	3 564	28.06	87 191	33.68
2S	2 320	20.31	1 020	20.25	1 155	17.97	283	21.60	220	20.28	110	6.76	1 387	16.40	1 319	14.36	3 272	21.56	-	-	18 958	16.88
2S/M	2 923	28.18	3 409	22.70	776	24.32	635	24.26	290	34.31	-	-	330	15.00	-	-	1 141	20.10	1 230	22.60	18 774	24.01
2XL	240	45.93	-	-	-	-	-	-	-	-	-	-	1 101	45.00	-	-	-	-	712	44.73	2 053	45.02
2XS	52	15.00	-	-	-	-	-	-	-	-	-	-	-	-	-	-	-	-	-	-	845	10.70
2XXS	-	-	-	-	-	-	-	-	-	-	-	-	-	-	-	-	-	-	-	-	-	-
3L	2 824	35.55	2 474	29.79	85	37.65	440	42.22	384	28.93	-	-	1 804	28.98	4 936	27.21	900	38.10	461	28.20	36 107	29.51
3L/M	4 341	35.23	3 047	27.51	175	77.14	110	41.53	-	-	-	-	1 748	21.83	5 211	28.54	220	30.00	877	16.57	33 280	25.12
3M	6 248	29.23	4 332	23.49	5	26.00	994	31.91	867	28.09	110	29.00	2 310	16.19	3 644	24.79	2 207	24.69	1 415	16.11	36 829	21.97
3S/M	4	30.00	144	15.00	-	-	-	-	-	-	-	-	-	-	285	24.98	-	-	-	-	5 088	14.38
3XS	-	-	-	-	-	-	-	-	-	-	-	-	-	-	-	-	-	-	-	-	-	-
3XXS	-	-	-	-	-	-	-	-	-	-	-	-	-	-	-	-	-	-	-	-	-	-
4L	-	-	-	-	-	-	-	-	-	-	-	-	-	-	-	-	-	-	-	-	1 881	18.76
4L/M	-	-	-	-	-	-	-	-	-	-	-	-	-	-	-	-	-	-	-	-	1 459	16.87
4M	-	-	-	-	-	-	110	20.00	-	-	-	-	-	-	770	22.86	-	-	-	-	2 181	19.50
4S	-	-	-	-	-	-	-	-	-	-	-	-	-	-	-	-	110	8.00	-	-	220	6.50
4S/M	-	-	-	-	-	-	-	-	-	-	-	-	-	-	-	-	-	-	-	-	715	7.09
Total	661 899	42.70	334 876	41.45	155 941	41.63	92 874	39.06	61 406	37.61	31 138	41.88	43 393	35.69	47 226	31.74	184 207	37.60	54 862	38.03	2 073 950	39.53

Data disclaimer: Potatoes SA does not take responsibility for the accuracy or interpretation of company data re-purposed by 3rd parties

# PTA & JHB markets: Average Prices - Different Sizes (only 10 kg bags)



# DBN & CTN markets: Average Prices - Different Sizes (only 10 kg bags)



Mondial as % of total sales DBN 40%, CTN 41%  
 Sifra as % of total sales DBN 4%, CTN 22%  
 Lanorma as % of total sales DBN 10%, CTN 2%

# Thank you for your time

Feel free to contact us

Dikgetho@potatoes.co.za

Jodie@potatoes.co.za



+27 (0)12 349 1906



6 De Havilland Crescent

Persequor Techno Park

Persequor Park

Pretoria



[www.potatoes.co.za](http://www.potatoes.co.za)



Potatoes  
Aartappels SA