



Weekly Market Information

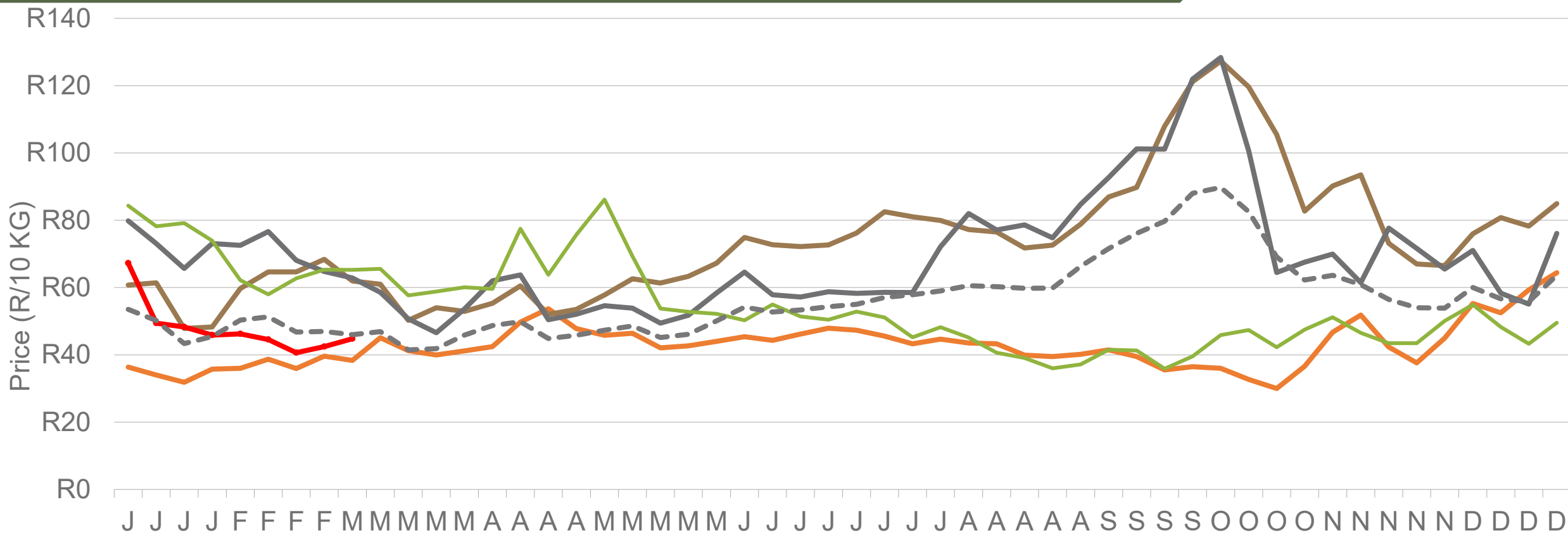
27 February 2026



**Potatoes
Aartappels SA**

www.potatoes.co.za

Average weekly price – all markets & all classes




— 2022 — 2023 — 2024 — 2025 — 2026* - - - 5-Year average



Number of bags sold

12%

(Week on Week)



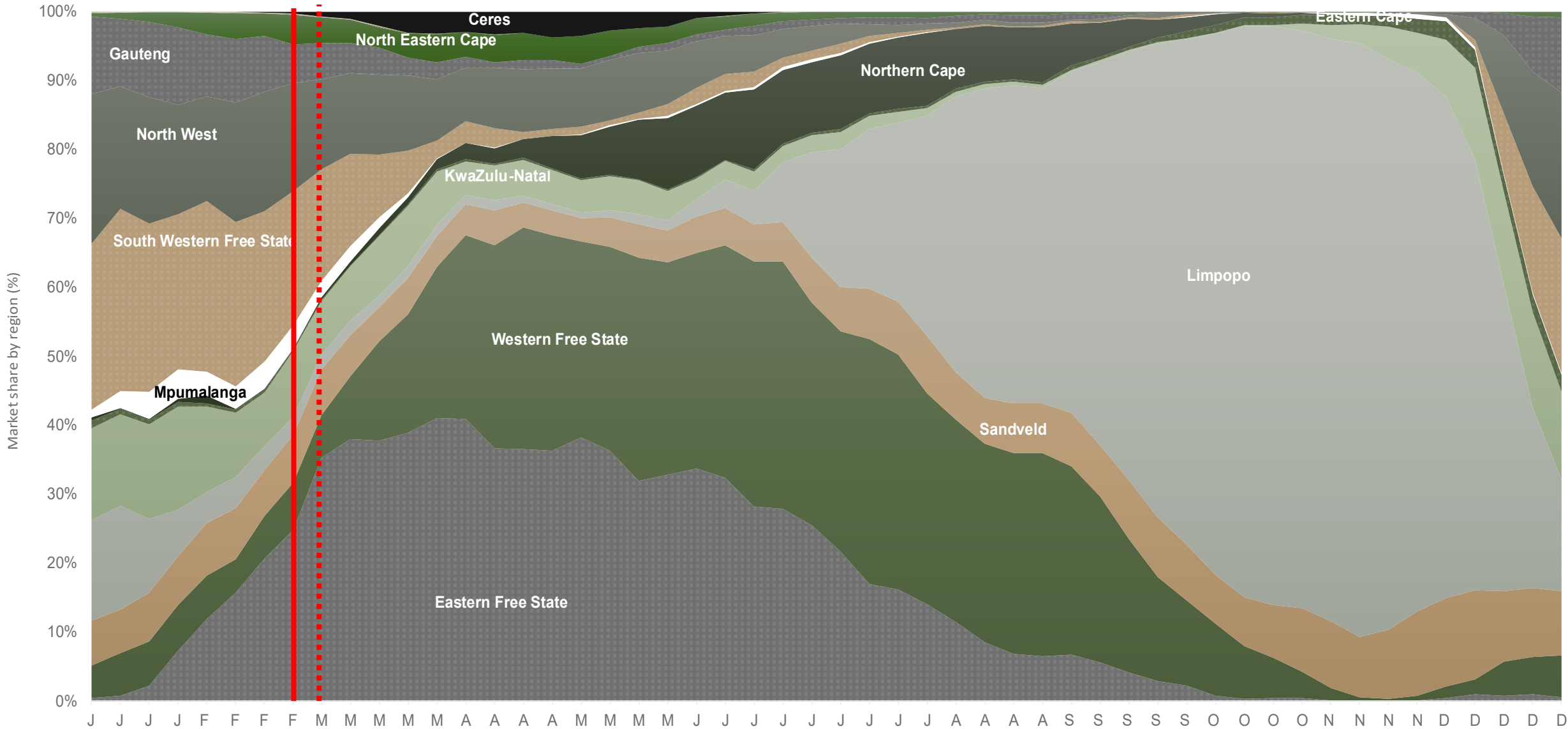
Average weekly price

6%

(Week on week)

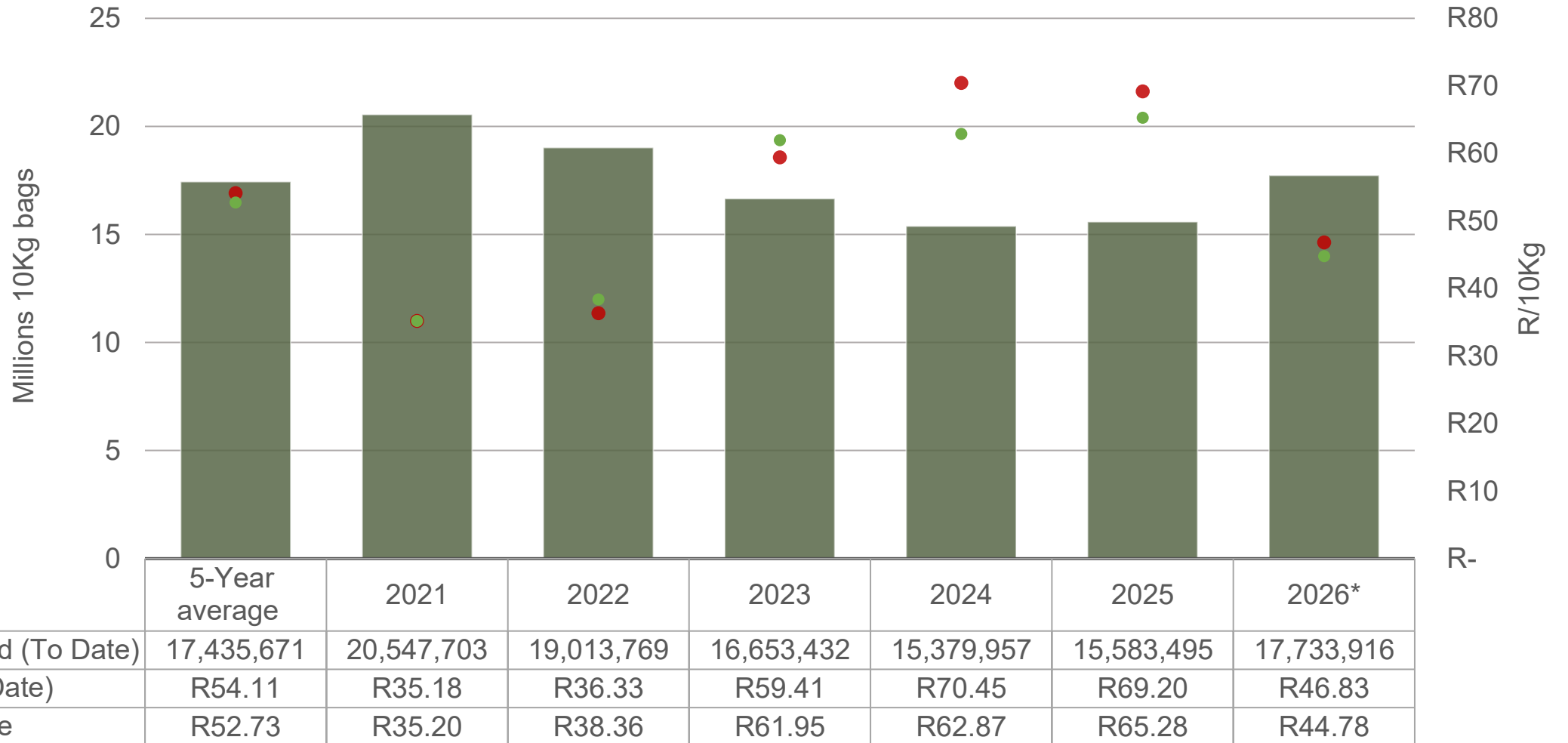


Market share of regions on fresh produce markets 2021-2025



Data disclaimer: Potatoes SA does not take responsibility for the accuracy or interpretation of company data re-purposed by 3rd parties

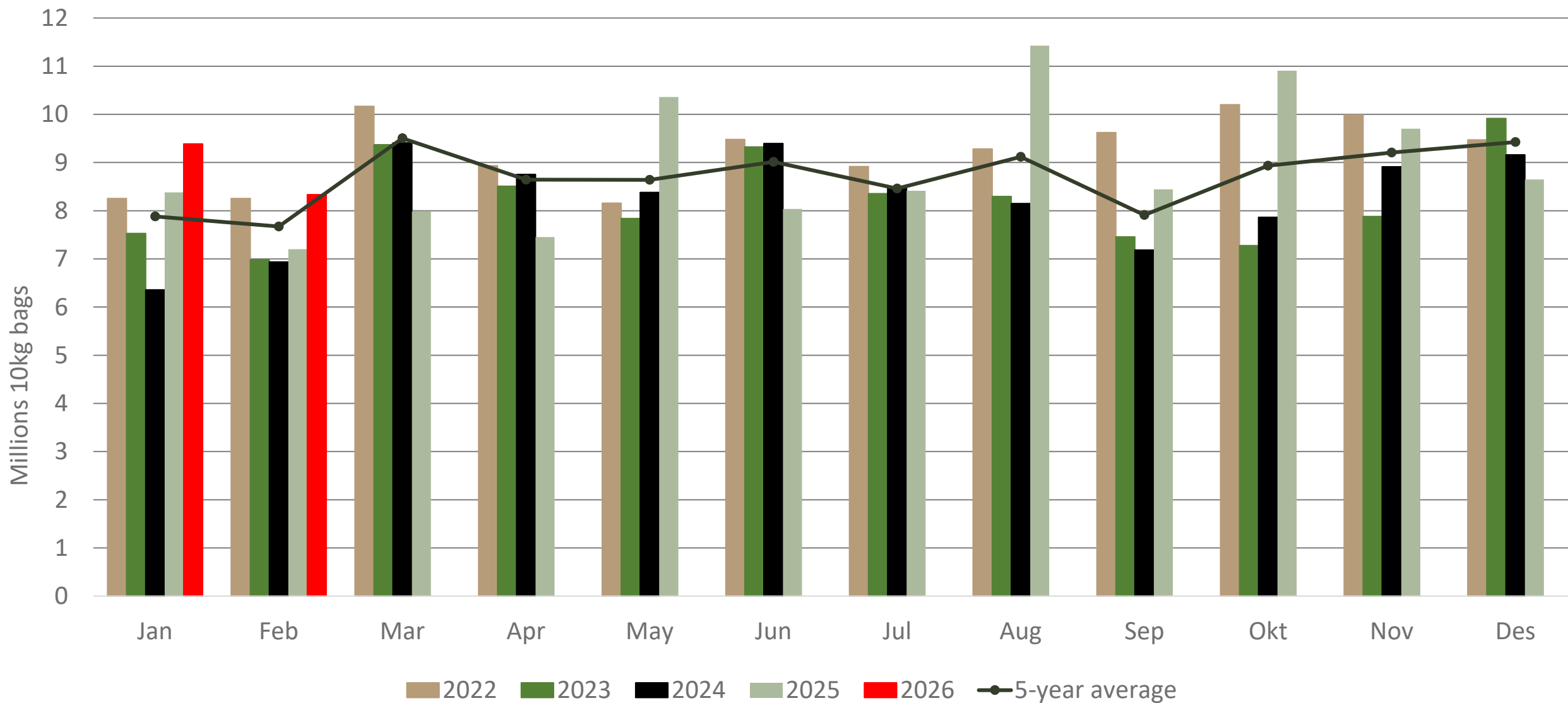
Cumulative total number of 10 kg bags sold on markets



Sold 298,245 bags **more** than the **5-year average** (2021 to 2025) of the first 9 weeks of 2026

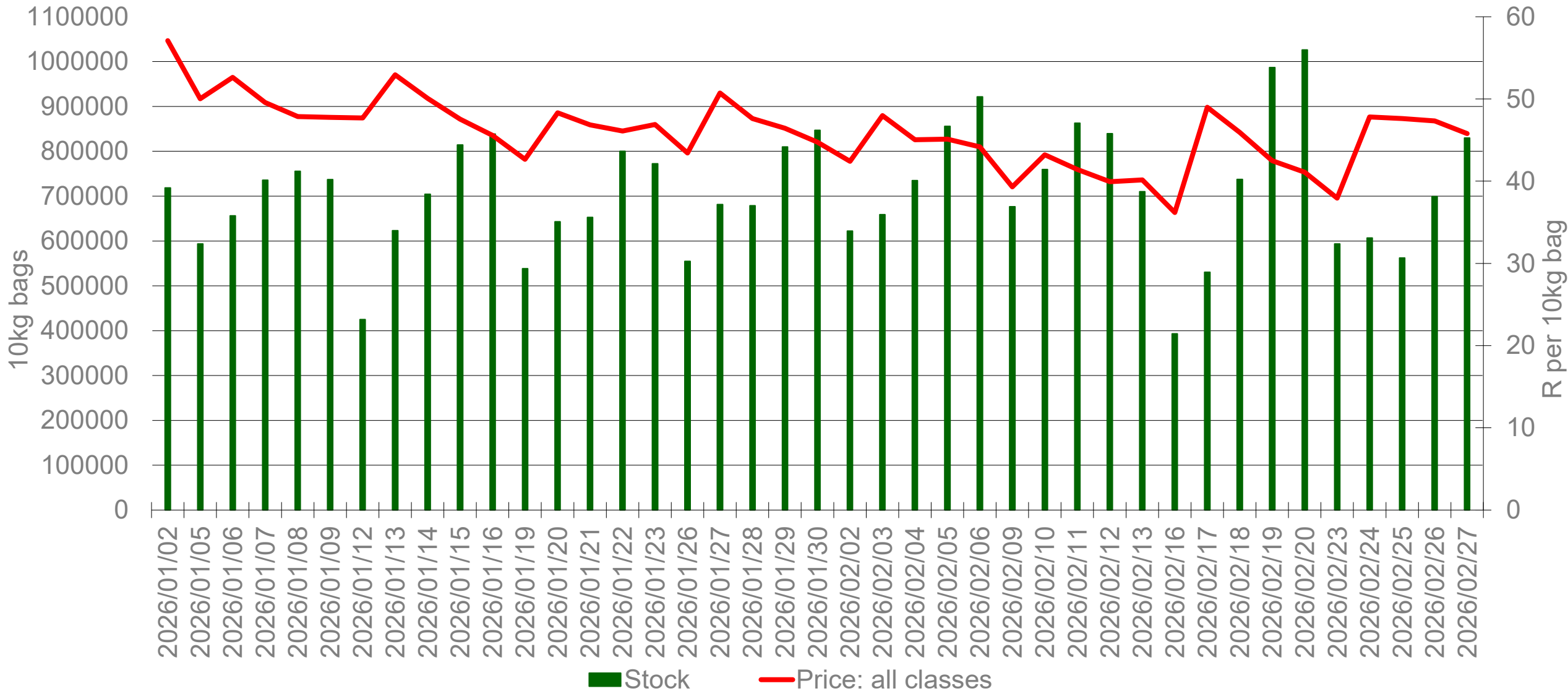
Data disclaimer: Potatoes SA does not take responsibility for the accuracy or interpretation of company data re-purposed by 3rd parties

Monthly sales volumes on markets: Potatoes



Data disclaimer: Potatoes SA does not take responsibility for the accuracy or interpretation of company data re-purposed by 3rd parties

RSA daily price versus daily available stocks (all classes & all sizes)



Data disclaimer: Potatoes SA does not take responsibility for the accuracy or interpretation of company data re-purposed by 3rd parties

JHB market daily : Top 10% versus bottom 10% prices – Class 1 Medium (since January 2026)



Data disclaimer: Potatoes SA does not take responsibility for the accuracy or interpretation of company data re-purposed by 3rd parties

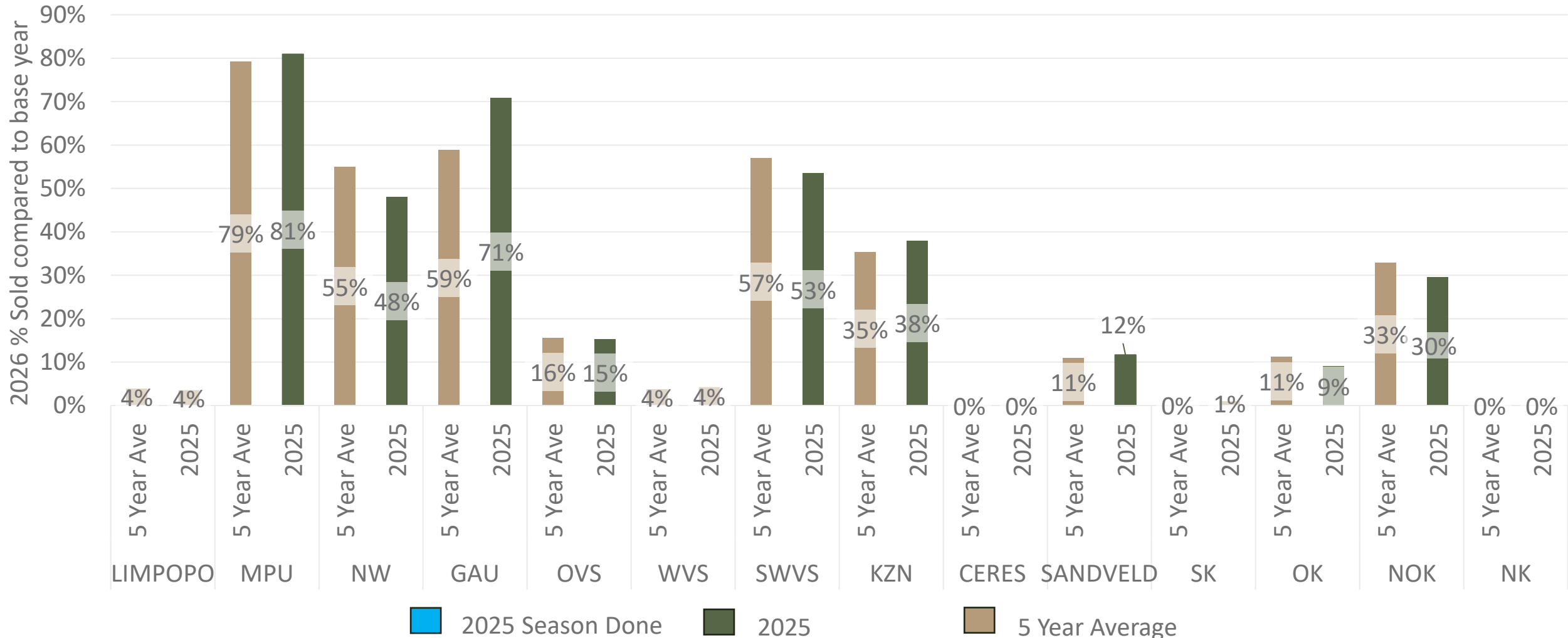
FPM Sales pace comparison per region

2026 compared to 5-year average and 2025



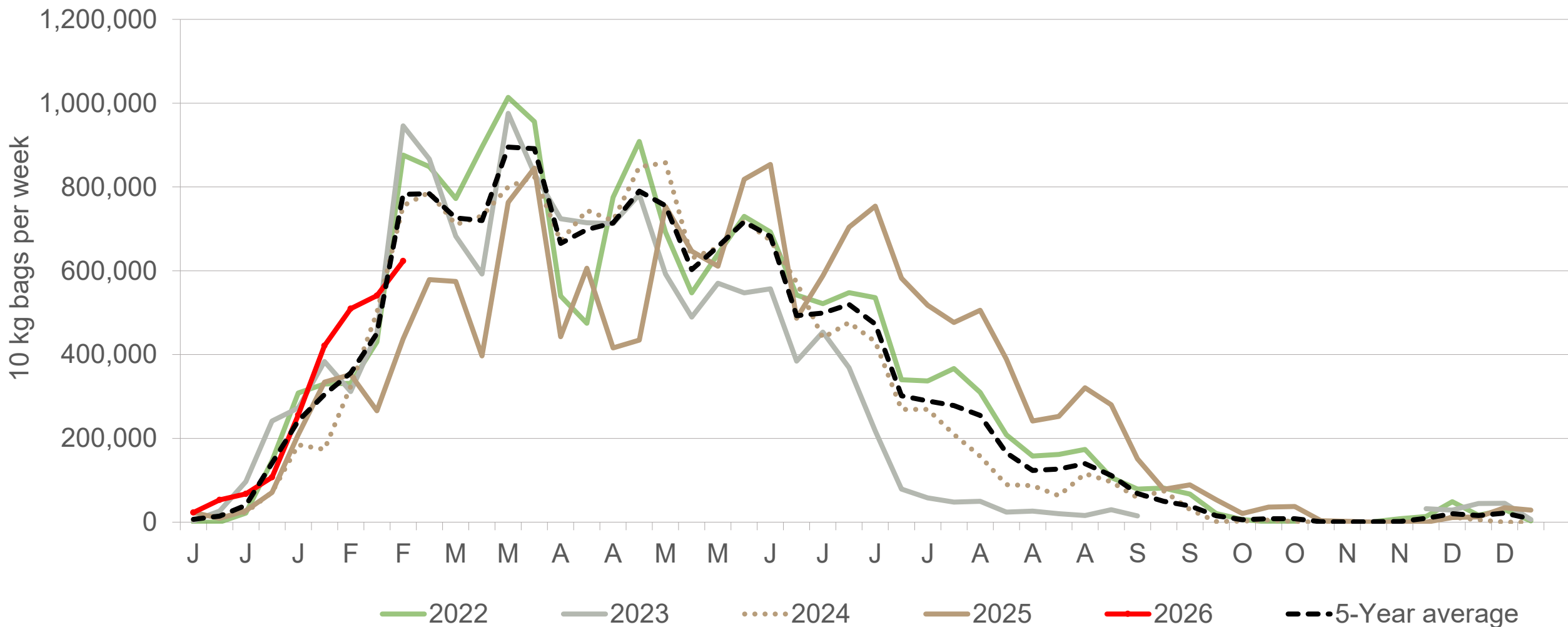
The *FPM Sales pace* compares the current year's cumulative volumes sold on the FPM with the previous year and the five-year average. Differences in these trends reflect variations in hectares planted, regional weather conditions, yield performance, and market timing. Blue indicates regions that are done delivering for this season. Seasons are based on calendar year.

Note: This comparison is based on total volumes sold, not on hectares planted



Data disclaimer: Potatoes SA does not take responsibility for the accuracy or interpretation of company data re-purposed by 3rd parties

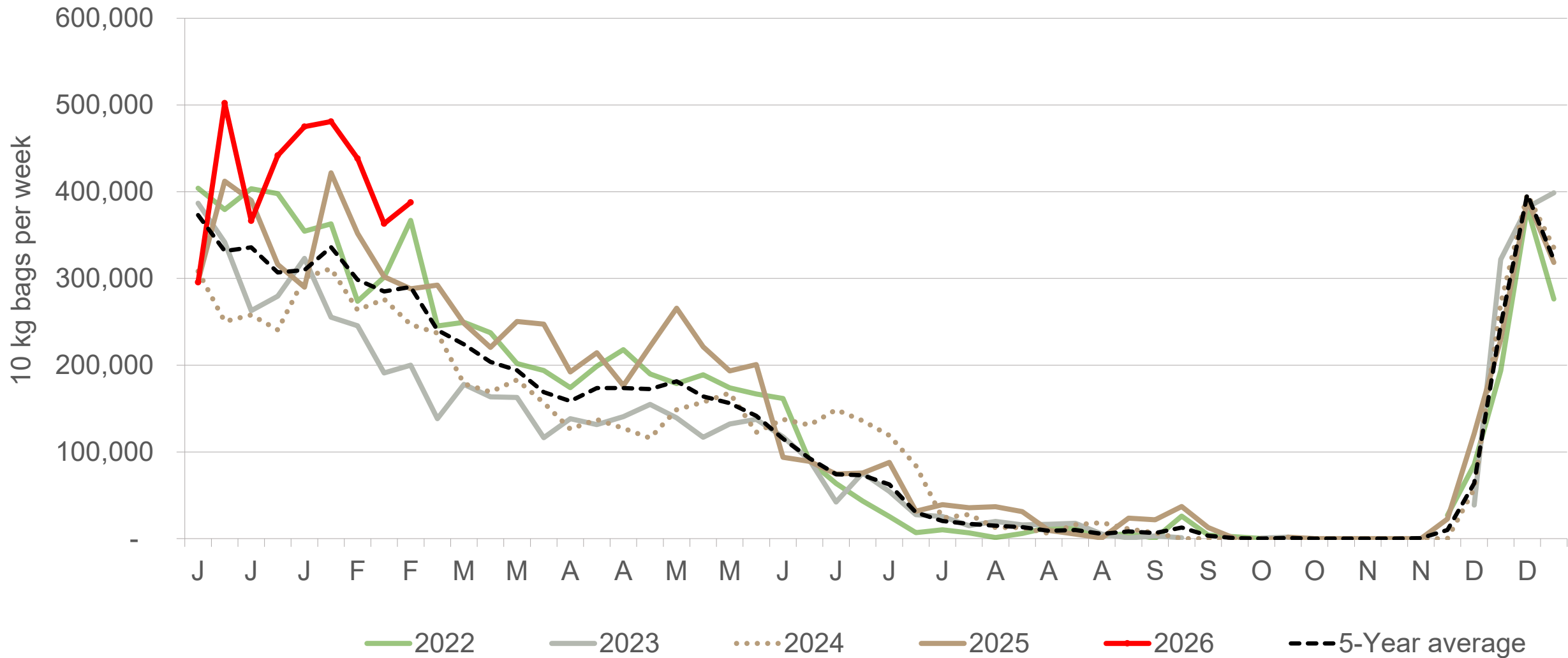
Eastern Free State: Amount of 10 kg bags per week sold on FPMs (all classes)



Sold 50% bags **more** than the first 9 weeks of 2025 and 263,454 **more** than the 5-year average (2021 to 2025) of the first 9 weeks of each year.

Data disclaimer: Potatoes SA does not take responsibility for the accuracy or interpretation of company data re-purposed by 3rd parties

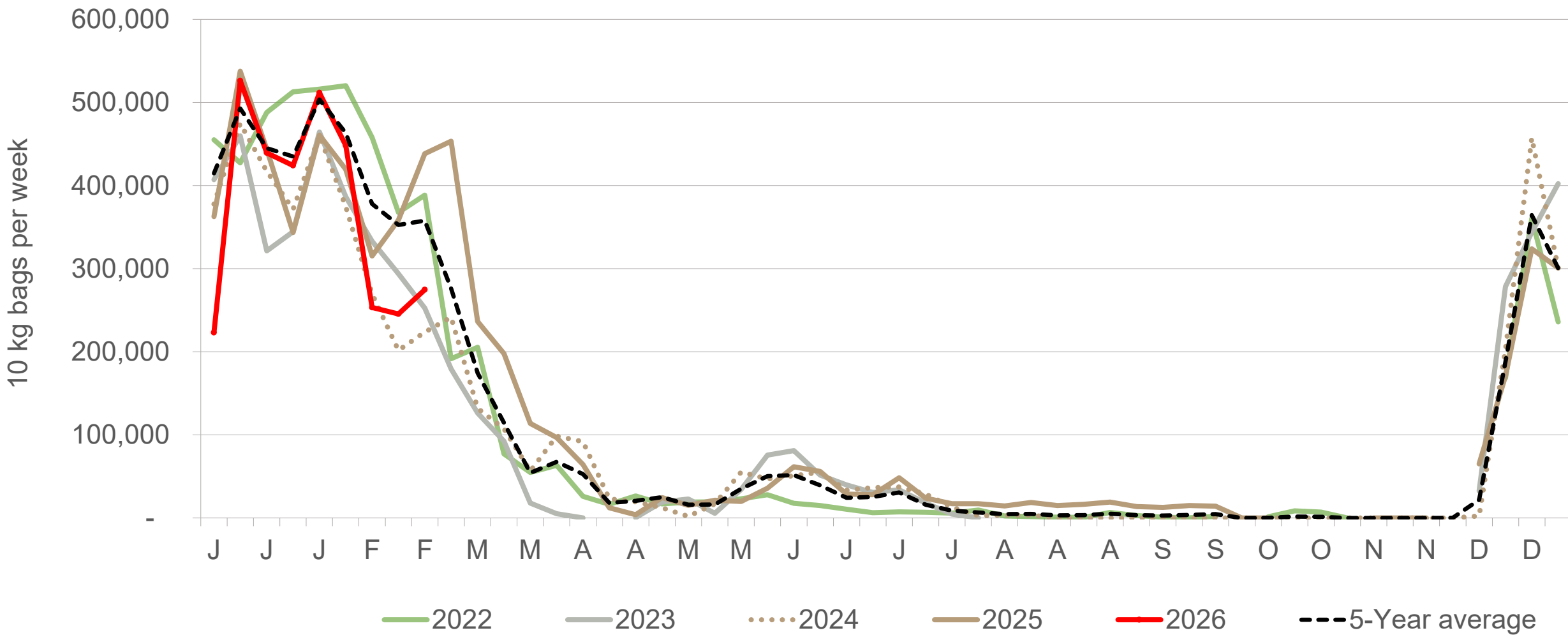
North-West: Amount of 10 kg bags per week sold on FPMs (all classes)



Sold 22% bags **more** than the first 9 weeks of 2025 and 884,390 **more** than the 5-year average (2021 to 2025) of the first 9 weeks of each year.

Data disclaimer: Potatoes SA does not take responsibility for the accuracy or interpretation of company data re-purposed by 3rd parties

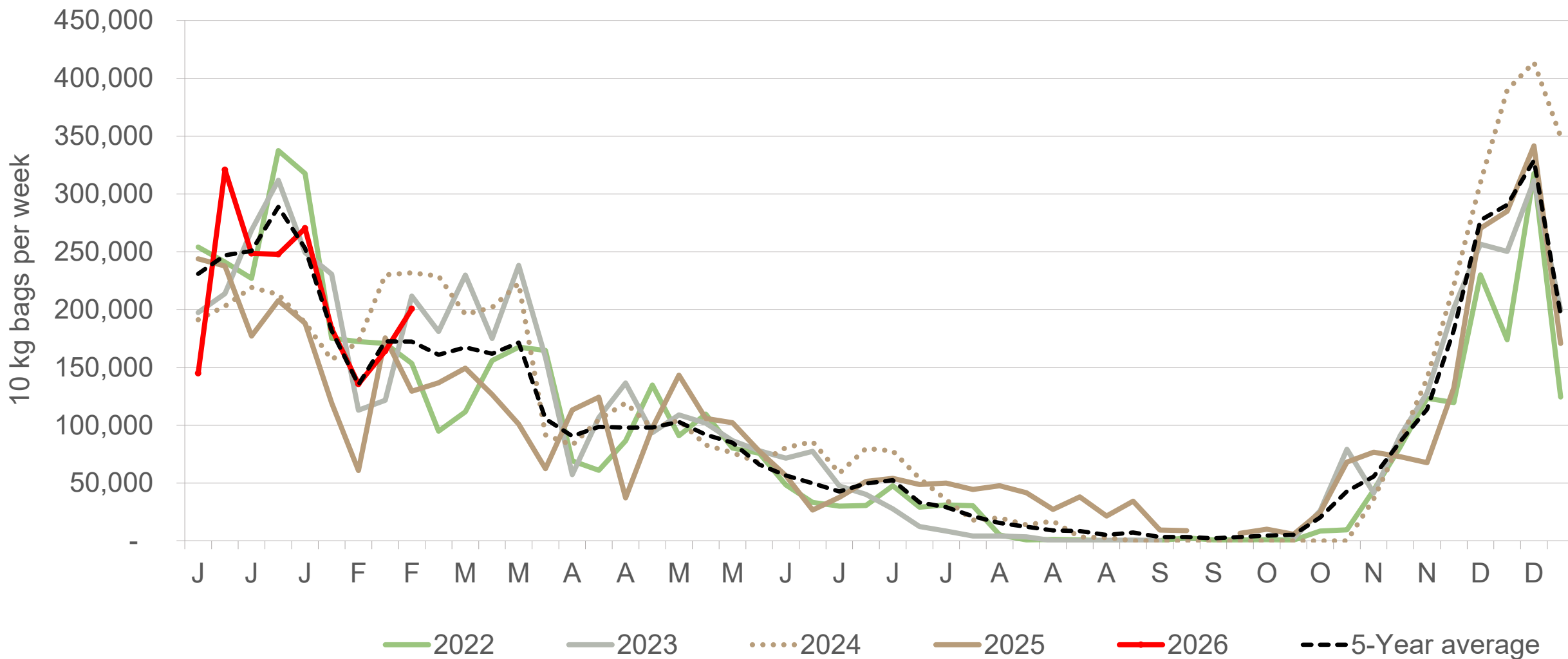
South Western Free State: Amount of 10 kg bags per week sold on FPMs (all classes)



Sold 9% bags **less** than the first 9 weeks of 2025 and 496,509 bags **less** than the 5-year average (2021 to 2025) of the first 9 weeks of each year.

Data disclaimer: Potatoes SA does not take responsibility for the accuracy or interpretation of company data re-purposed by 3rd parties

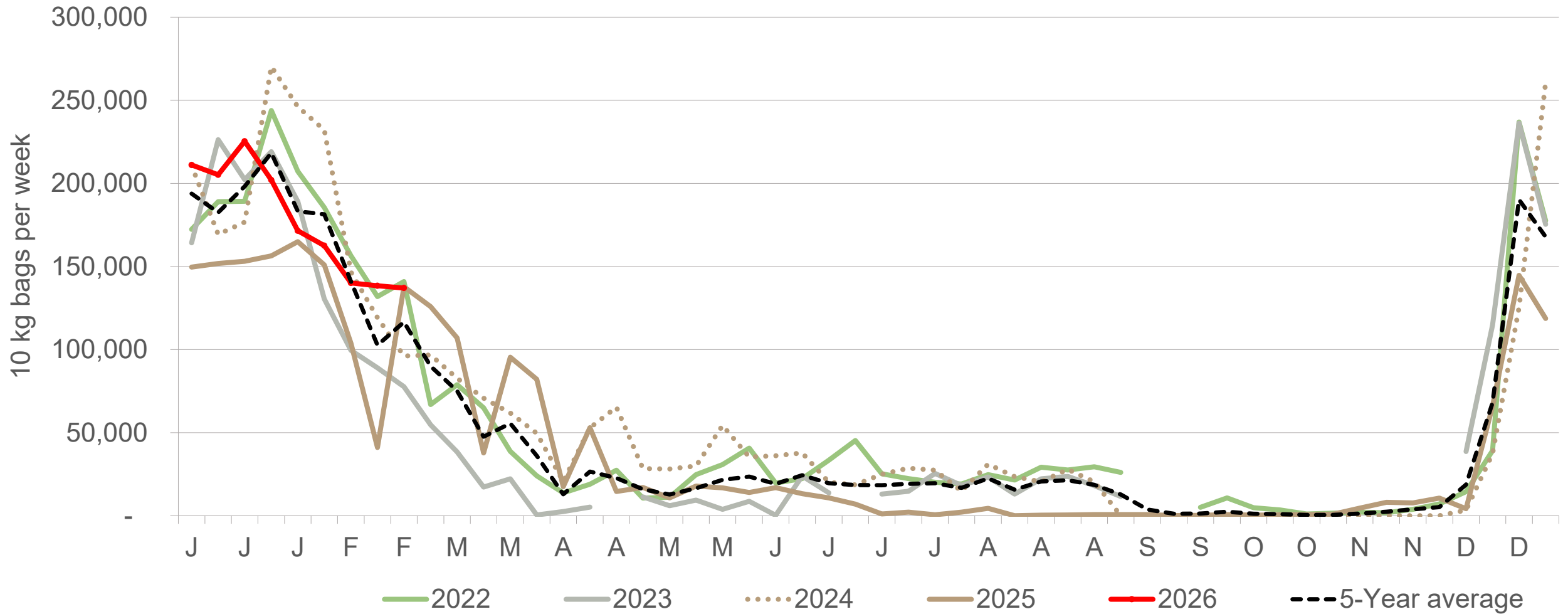
KwaZulu-Natal: Amount of 10 kg bags per week sold on FPMs (all classes)



Sold 24% bags **more** than the first 9 weeks of 2025 and 15,472 bags **less** than the 5-year average (2021 to 2025) of the first 9 weeks of each year.

Data disclaimer: Potatoes SA does not take responsibility for the accuracy or interpretation of company data re-purposed by 3rd parties

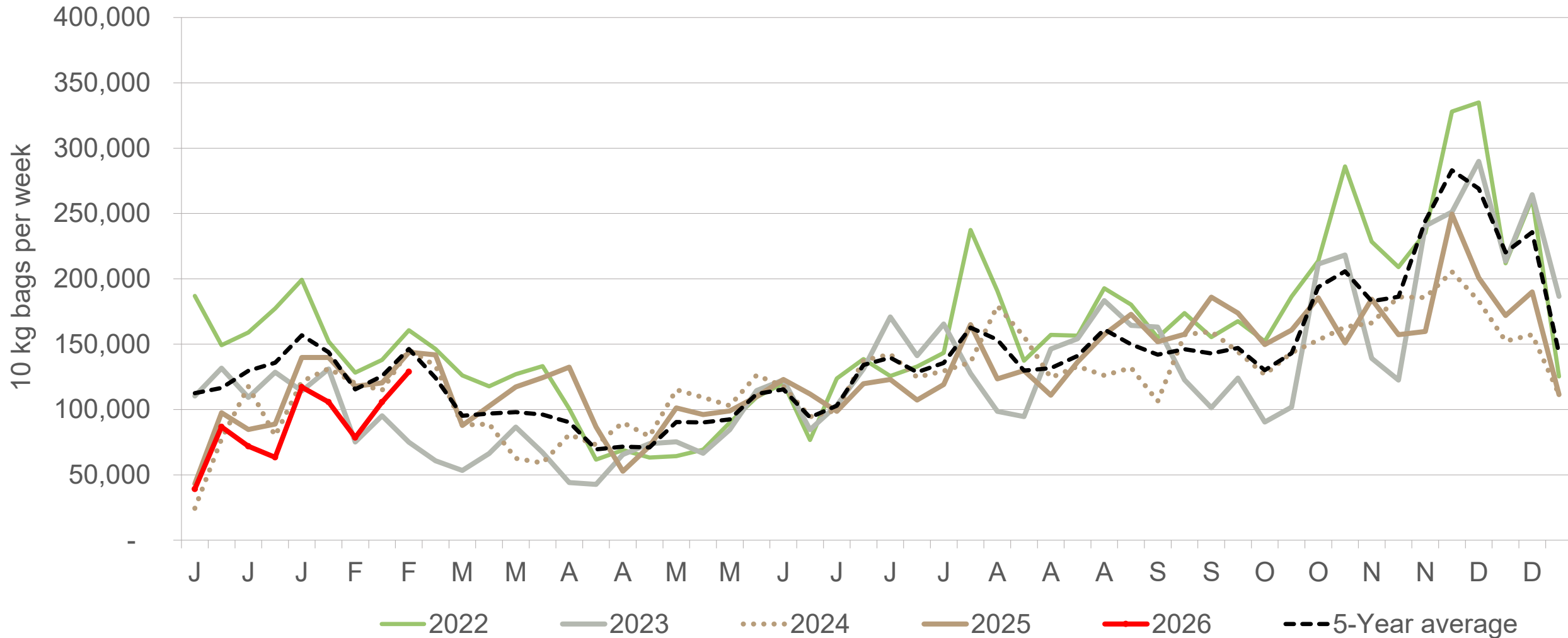
Gauteng: Amount of 10 kg bags per week sold on FPMs (all classes)



Sold 32% bags **more** than the first 9 weeks of 2025 and 75,581 bags **more** than the 5-year average (2021 to 2025) of the first 9 weeks of each year.

Data disclaimer: Potatoes SA does not take responsibility for the accuracy or interpretation of company data re-purposed by 3rd parties

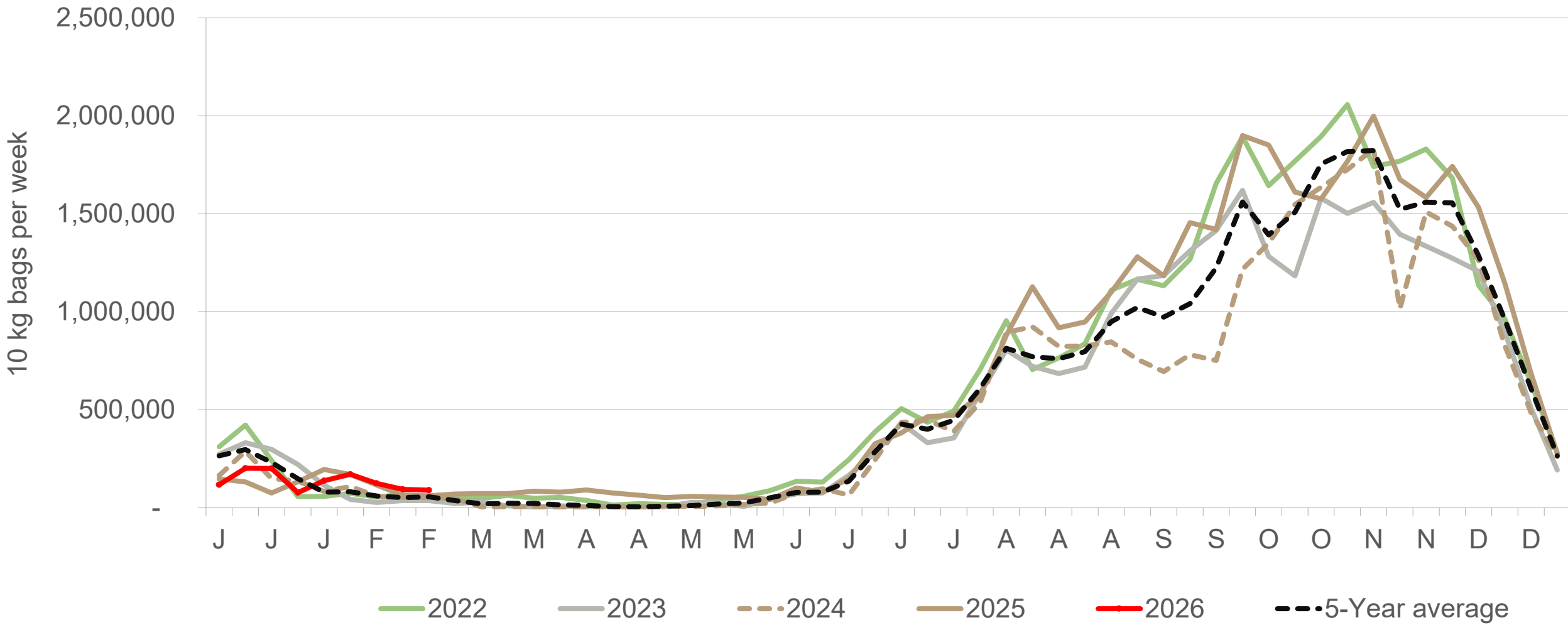
Sandveld: Amount of 10 kg bags per week sold on FPMs (all classes)



Sold 18% bags **less** than the first 9 weeks of 2025 and 385,356 bags **less** than the 5-year average (2021 to 2025) of the first 9 weeks of each year.

Data disclaimer: Potatoes SA does not take responsibility for the accuracy or interpretation of company data re-purposed by 3rd parties

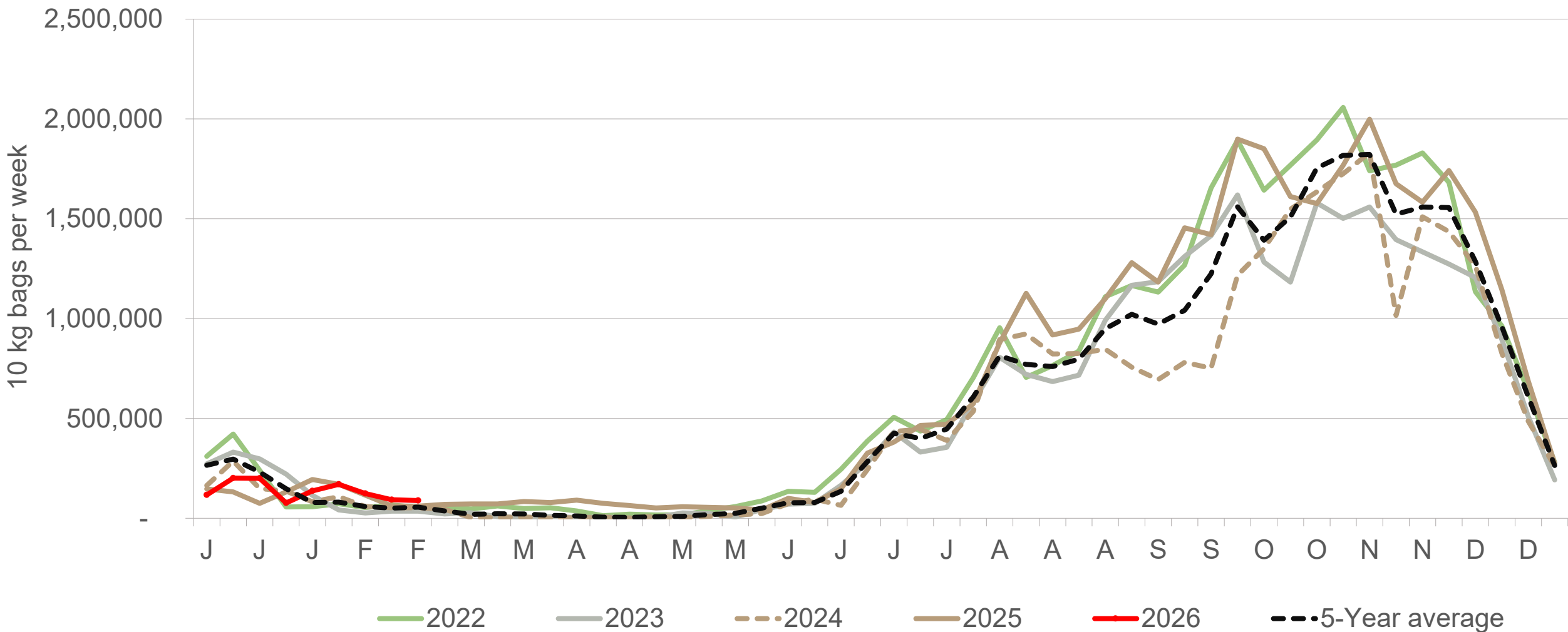
Western Free State : Amount of 10 kg bags per week sold on FPMs (all classes)



Sold 1% bags **more** than the first 9 weeks of 2025 and 366,501 bags **less** than the 5-year average (2021 to 2025) of the first 9 weeks of each year.

Data disclaimer: Potatoes SA does not take responsibility for the accuracy or interpretation of company data re-purposed by 3rd parties

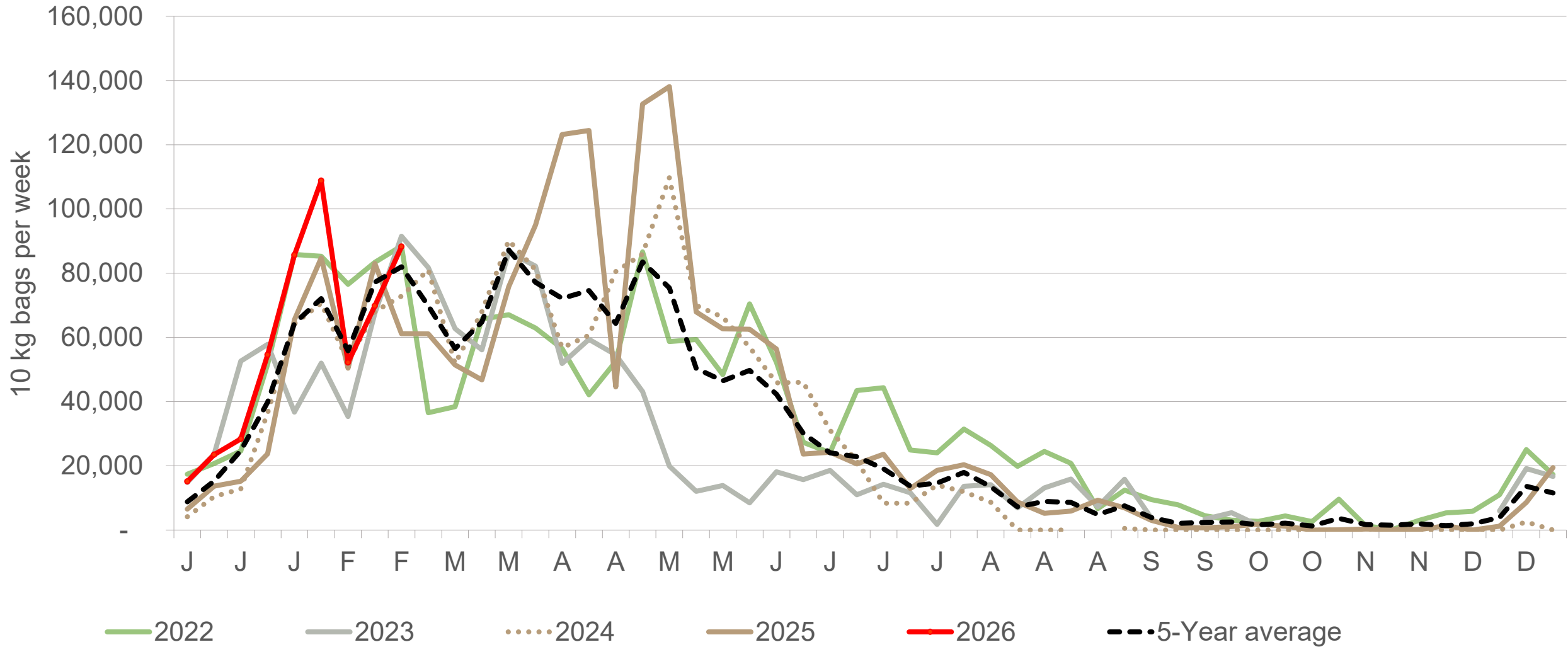
Limpopo: Amount of 10 kg bags per week sold on FPMs (all classes)



Sold 11% bags **more** than the first 9 weeks of 2025 and 15,891 bags **less** than the 5-year average (2021 to 2025) of the first 9 weeks of each year

Data disclaimer: Potatoes SA does not take responsibility for the accuracy or interpretation of company data re-purposed by 3rd parties

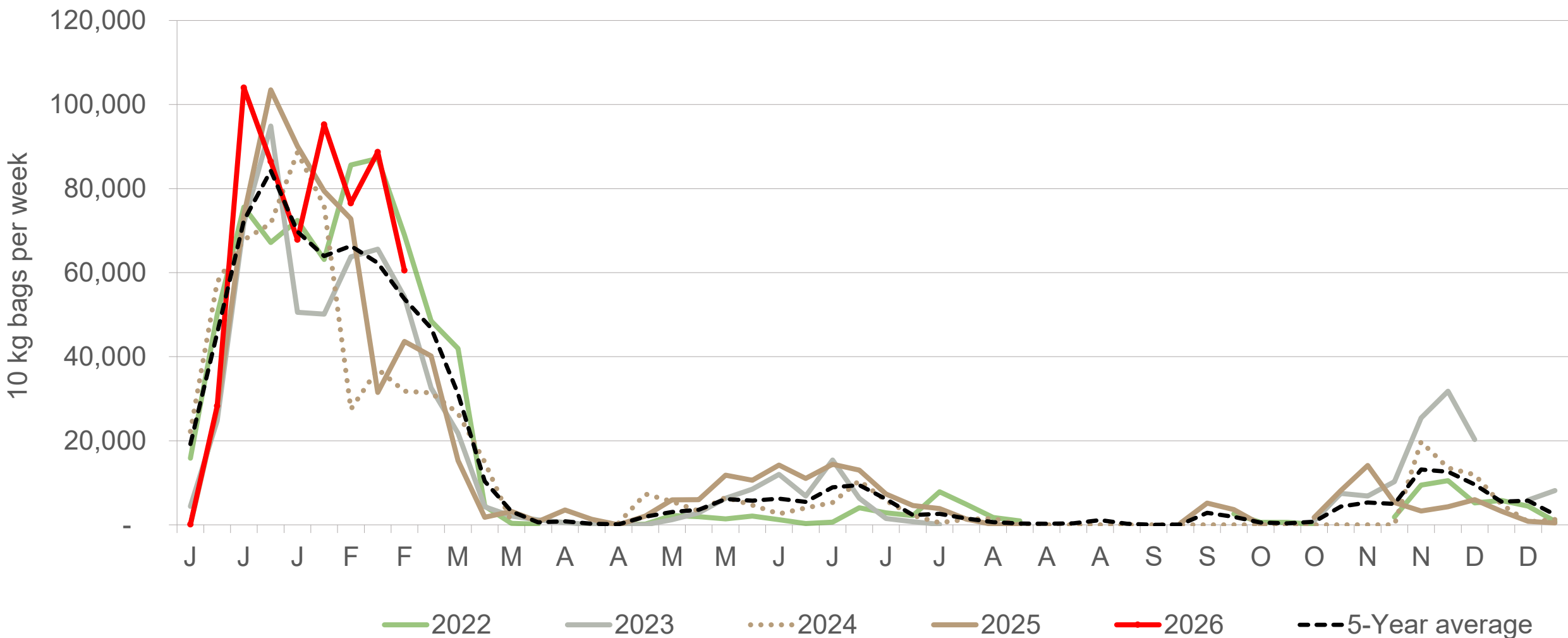
North Eastern Cape: Amount of 10 kg bags per week sold on FPMs (all classes)



Sold 30% bags **more** than the first 9 weeks of 2025 and 86,320 bags **more** than the 5-year average (2021 to 2025) of the first 9 weeks of each year.

Data disclaimer: Potatoes SA does not take responsibility for the accuracy or interpretation of company data re-purposed by 3rd parties

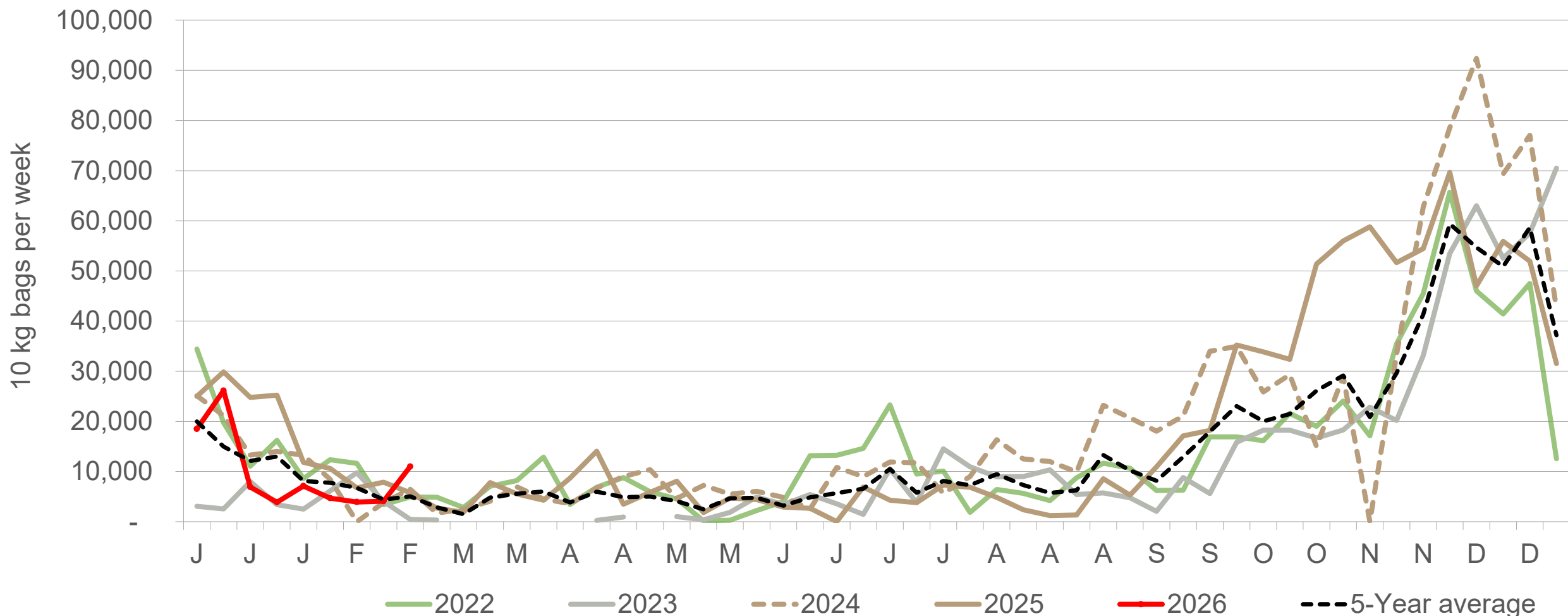
Mpumalanga: Amount of 10 kg bags per week sold on FPMs (all classes)



Sold 16% bags **more** than the first 9 weeks of 2025 and 70,151 bags **more** than the 5-year average (2021 to 2025) of the 9 weeks of each year.

Data disclaimer: Potatoes SA does not take responsibility for the accuracy or interpretation of company data re-purposed by 3rd parties

Eastern Cape: Amount of 10 kg bags per week sold on FPMs (all classes)



Sold 42% bags **less** than the first 9 weeks of 2025 and 5,989 bags **less** than the 5-year average (2021 to 2025) of the 9 weeks of each year.

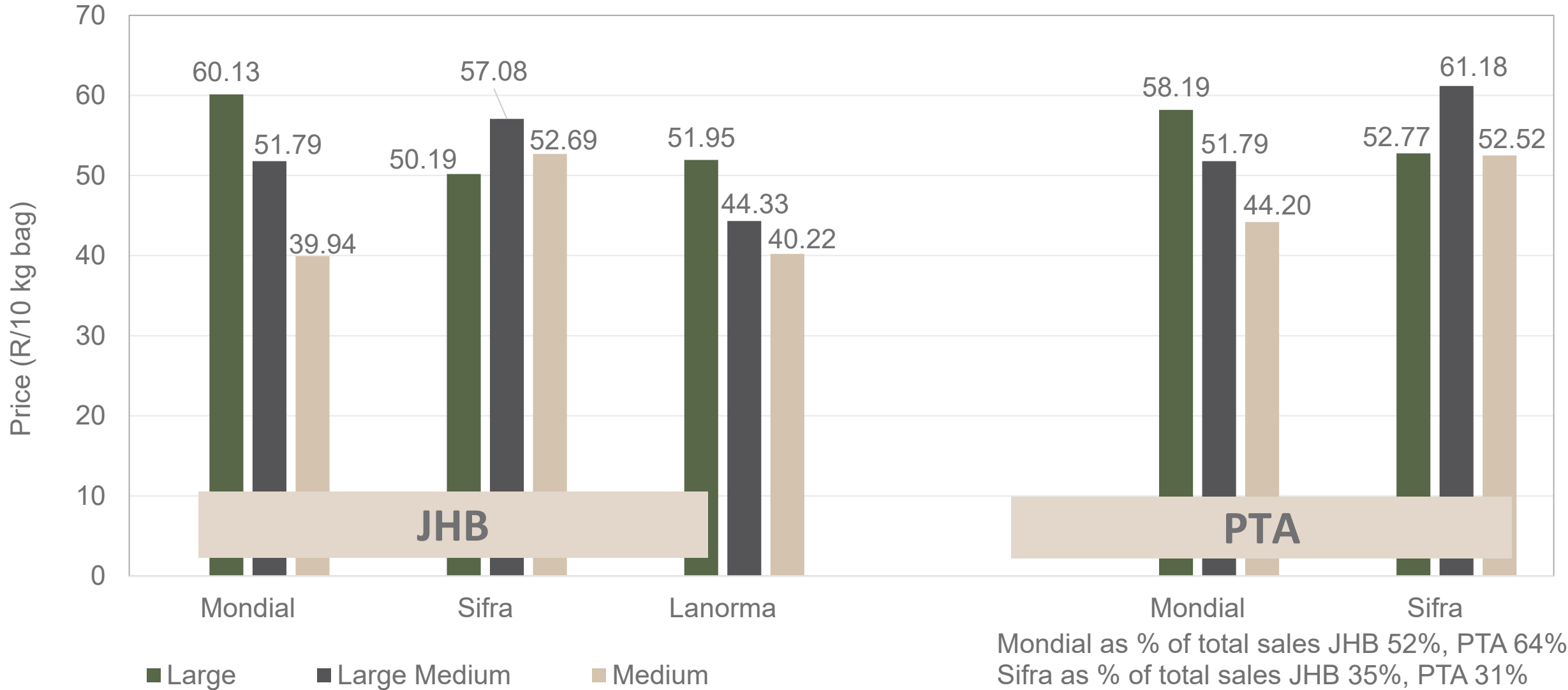
Average weekly prices and volumes for 10 kg bags of potatoes sold on selected markets from selected production regions



Klas & Grootte	South Western Freestate				North West				KwaZulu-Natal				Gauteng				Eastern Free State				Sandveld		All Regions	
	JOH		PRE		JOH		PRE		JOH		PRE		JOH		PRE		JOH		PRE		CAP		All Markets	
	Volume 10kg	Prices R/10kg	Volume 10kg	Prices R/10kg	Volume 10kg	Prices R/10kg	Volume 10kg	Prices R/10kg	Volume 10kg	Prices R/10kg	Volume 10kg	Prices R/10kg	Volume 10kg	Prices R/10kg	Volume 10kg	Prices R/10kg	Volume 10kg	Prices R/10kg	Volume 10kg	Prices R/10kg	Volume 10kg	Prices R/10kg	Volume 10kg	Prices R/10kg
1L	19 640	49.18	6 344	48.68	27 716	50.43	17 110	57.07	19 612	51.26	5 829	55.43	24 956	53.07	4 016	45.66	86 939	59.85	32 673	60.24	6 005	71.81	400 880	55.34
1L/M	19 532	55.38	5 737	56.40	38 914	59.19	21 373	62.49	11 761	47.86	4 254	50.05	32 113	47.06	3 842	48.63	74 680	51.55	15 991	54.01	24 462	57.65	432 860	52.18
1M	15 825	51.84	7 906	51.14	31 250	55.06	17 714	54.30	3 771	27.96	514	40.07	24 833	42.84	6 065	40.08	42 913	44.84	12 409	45.92	33 920	56.87	366 397	48.85
1S	2 867	29.09	1 298	29.21	17 607	26.92	4 039	31.87	990	21.07	110	24.64	5 838	23.90	1 283	22.13	13 992	24.94	6 247	29.05	11 280	39.74	107 756	30.10
1S/M	8 175	37.02	3 709	36.45	24 933	41.88	12 229	42.25	-	-	-	-	3 423	24.86	2 036	33.18	9 864	34.60	3 995	38.47	4 143	51.14	137 472	37.69
1XL	-	-	-	-	-	-	-	-	-	-	-	-	-	-	-	-	990	63.56	-	-	-	-	990	63.56
1XS	4 483	29.26	-	-	8 270	33.89	-	-	40	17.00	-	-	1 309	17.08	-	-	1 680	16.43	-	-	-	-	18 867	26.53
1XXS	32	60.31	-	-	68	55.07	-	-	-	-	-	-	-	-	-	-	-	-	-	-	-	-	2 261	29.00
2L	2 039	36.59	2 605	47.92	4 275	45.19	6 010	45.76	9 497	43.10	5 625	46.04	6 753	40.33	2 959	50.18	30 597	46.08	17 344	49.28	3 207	49.59	160 447	44.93
2L/M	1 368	43.18	2 612	50.85	1 460	45.91	1 599	53.72	3 379	39.53	2 599	40.34	3 203	27.81	1 741	44.02	19 363	39.44	11 466	48.11	8 622	52.38	112 148	42.63
2M	680	32.16	2 282	41.93	6 355	31.76	856	51.72	2 855	28.70	1 220	32.67	3 289	29.98	957	40.20	11 953	33.63	8 032	40.67	13 350	40.13	103 940	35.27
2S	561	17.62	320	36.00	-	-	634	26.41	334	16.60	114	24.47	596	20.20	584	19.29	1 456	22.01	2 385	29.01	4 258	23.05	21 134	26.09
2S/M	-	-	1 162	28.44	1 421	21.63	424	34.71	18	136.11	-	-	460	25.00	-	-	1 761	24.00	807	31.13	835	26.00	19 422	25.60
2XL	-	-	-	-	-	-	-	-	-	-	-	-	-	-	-	-	660	60.00	-	-	-	-	660	60.00
2XS	-	-	-	-	-	-	-	-	-	-	-	-	-	-	-	-	-	-	-	-	-	-	1 490	6.90
2XXS	-	-	-	-	-	-	-	-	-	-	-	-	-	-	-	-	-	-	-	-	-	-	119	5.17
3L	1 793	34.18	946	31.08	506	45.81	2 189	27.85	4 179	28.31	29	10.00	902	34.83	-	-	19 670	34.74	16 258	41.35	263	39.24	75 952	35.08
3L/M	1 079	29.79	110	40.00	6 841	34.54	3 241	32.36	608	29.30	-	-	377	23.57	-	-	14 004	28.92	8 974	32.92	825	40.00	65 512	32.59
3M	3 833	23.60	3 315	24.16	8 147	27.60	5 468	28.83	285	25.00	146	17.53	923	19.96	-	-	7 756	23.61	5 211	35.97	3 519	21.09	78 961	27.81
3S/M	-	-	423	22.03	330	15.00	110	25.00	-	-	-	-	214	22.00	-	-	873	18.32	2 088	29.77	108	14.26	11 638	24.17
3XS	-	-	-	-	-	-	-	-	-	-	-	-	-	-	-	-	-	-	-	-	-	-	-	-
3XXS	-	-	-	-	-	-	-	-	-	-	-	-	-	-	-	-	-	-	-	-	-	-	-	-
4L	-	-	108	36.94	-	-	-	-	-	-	-	-	-	-	-	-	-	-	5 870	30.83	-	-	10 970	27.32
4L/M	-	-	-	-	-	-	-	-	-	-	-	-	-	-	-	-	-	-	-	-	221	20.10	8 380	20.44
4M	-	-	1 290	10.61	-	-	-	-	-	-	1 100	21.00	-	-	-	-	-	-	1 026	22.31	2 095	15.25	12 036	19.42
4S	-	-	10	20.00	-	-	-	-	-	-	-	-	-	-	-	-	-	-	-	-	577	14.51	726	15.79
4S/M	-	-	-	-	-	-	-	-	-	-	-	-	-	-	-	-	-	-	200	10.00	216	8.56	1 850	16.34
Total	81 907	45.62	41 490	42.74	178 093	46.08	94 264	50.24	60 561	49.43	21 540	46.04	109 189	42.99	23 483	41.91	339 151	46.39	151 449	46.19	126 938	47.95	2 179 476	44.77

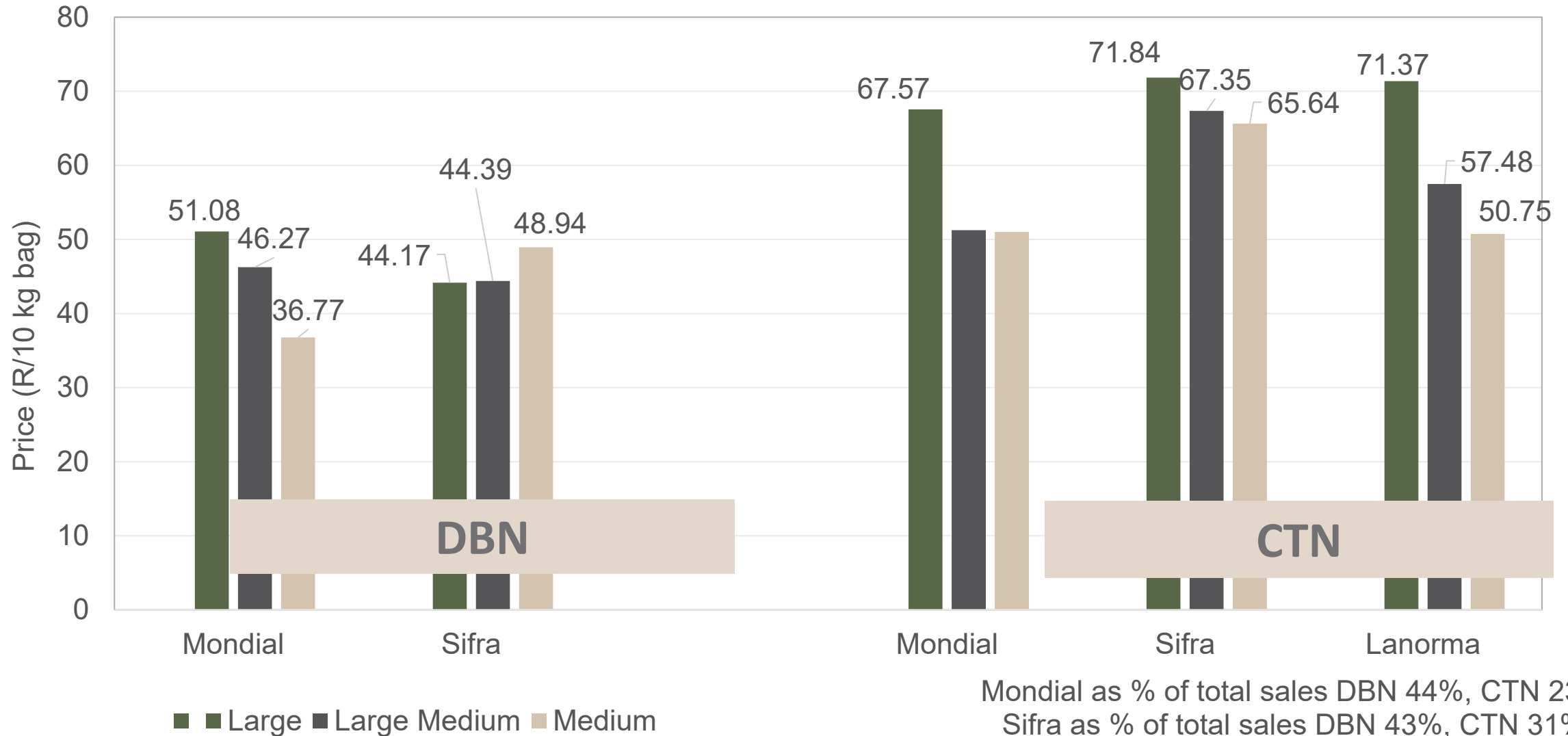
Data disclaimer: Potatoes SA does not take responsibility for the accuracy or interpretation of company data re-purposed by 3rd parties

PTA & JHB markets: Average Prices - Different Sizes (only 10 kg bags)



Mondial as % of total sales JHB 52%, PTA 64%
 Sifra as % of total sales JHB 35%, PTA 31%
 Lanorma as % of total sales JHB 7%, PTA 0%

DBN & CTN markets: Average Prices - Different Sizes (only 10 kg bags)



Mondial as % of total sales DBN 44%, CTN 23%
 Sifra as % of total sales DBN 43%, CTN 31%
 Lanorma as % of total sales DBN 0%, CTN 32%

Thank you for your time

Feel free to contact us

Lebo@potatoes.co.za

Jodie@potatoes.co.za



+27 (0)12 349 1906



6 De Havilland Crescent

Persequor Techno Park

Persequor Park

Pretoria



www.potatoes.co.za



Potatoes
Aartappels SA