



Weekly Market Information

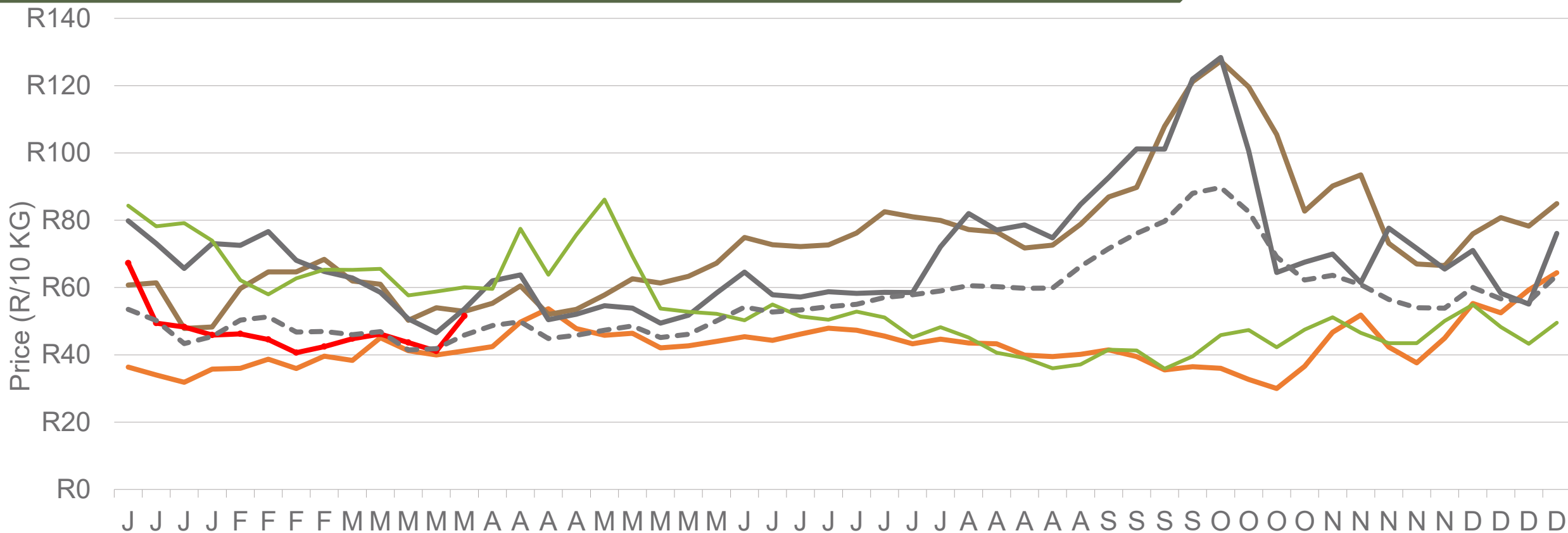
27 March 2026



Potatoes
Aartappels SA

www.potatoes.co.za

Average weekly price – all markets & all classes





— 2022 — 2023 — 2024 — 2025 — 2026* - - - 5-Year average



Number of bags sold

3%


(Week on Week)



Average weekly price

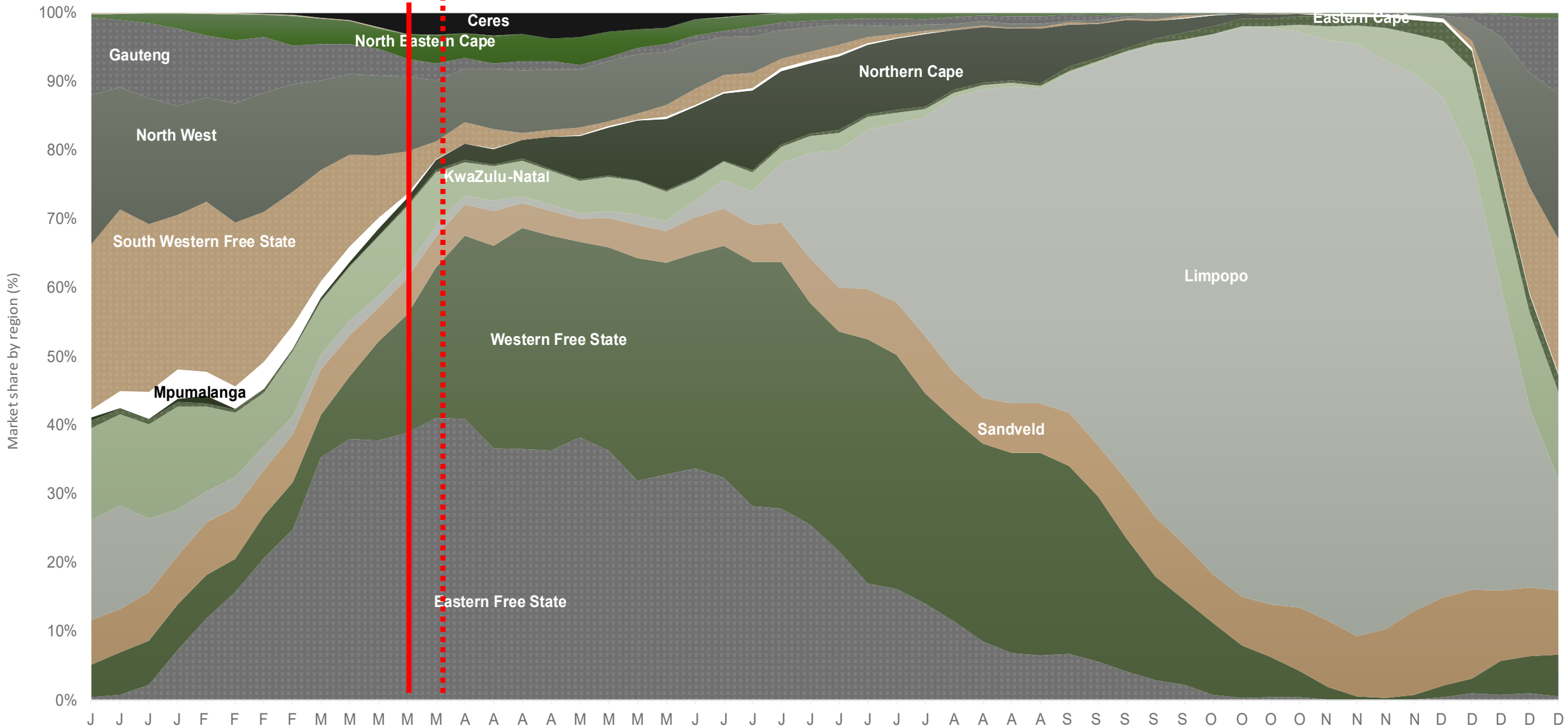
25%

(Week on week)



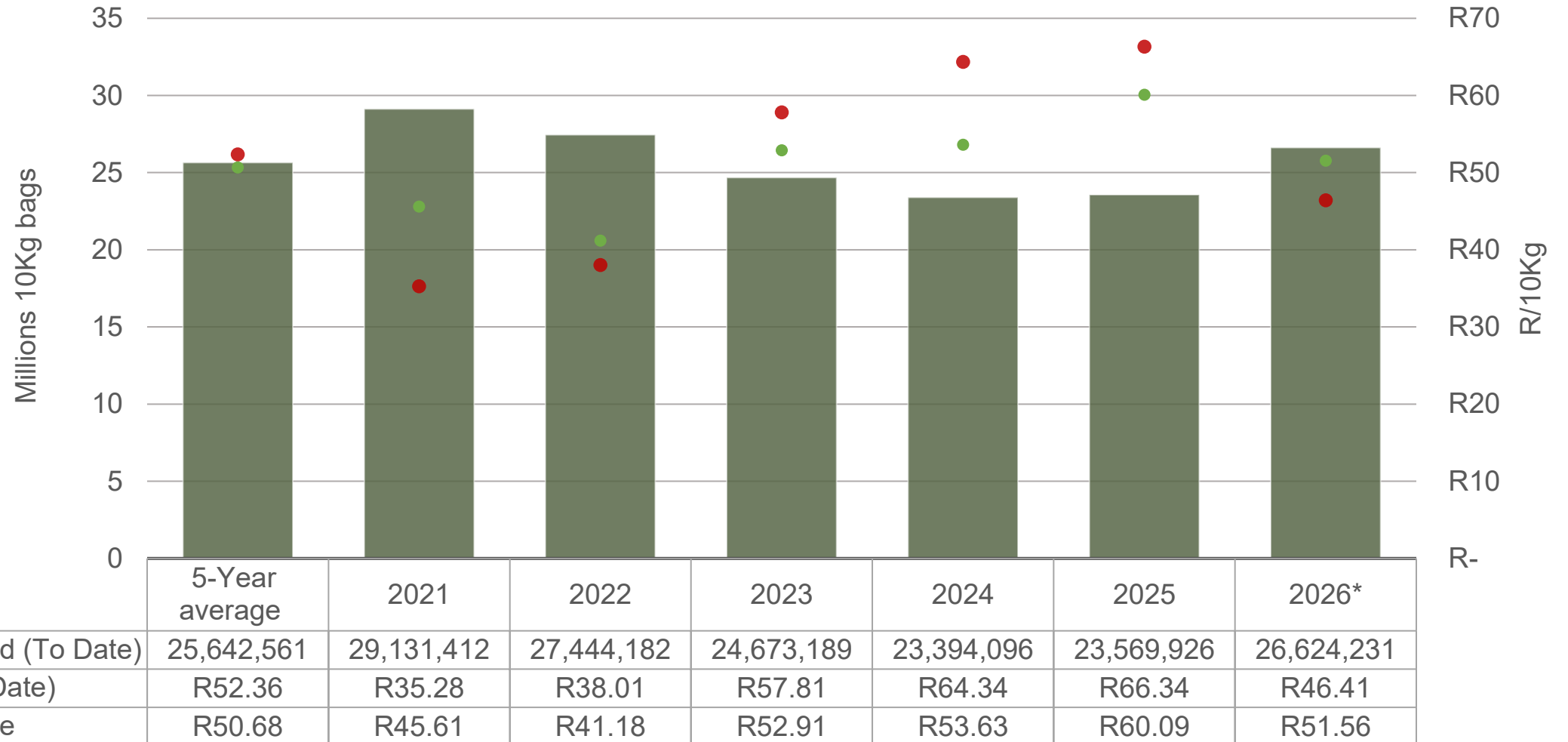
Data disclaimer: Potatoes SA does not take responsibility for the accuracy or interpretation of company data re-purposed by 3rd parties

Market share of regions on fresh produce markets 2021-2025



Data disclaimer: Potatoes SA does not take responsibility for the accuracy or interpretation of company data re-purposed by 3rd parties

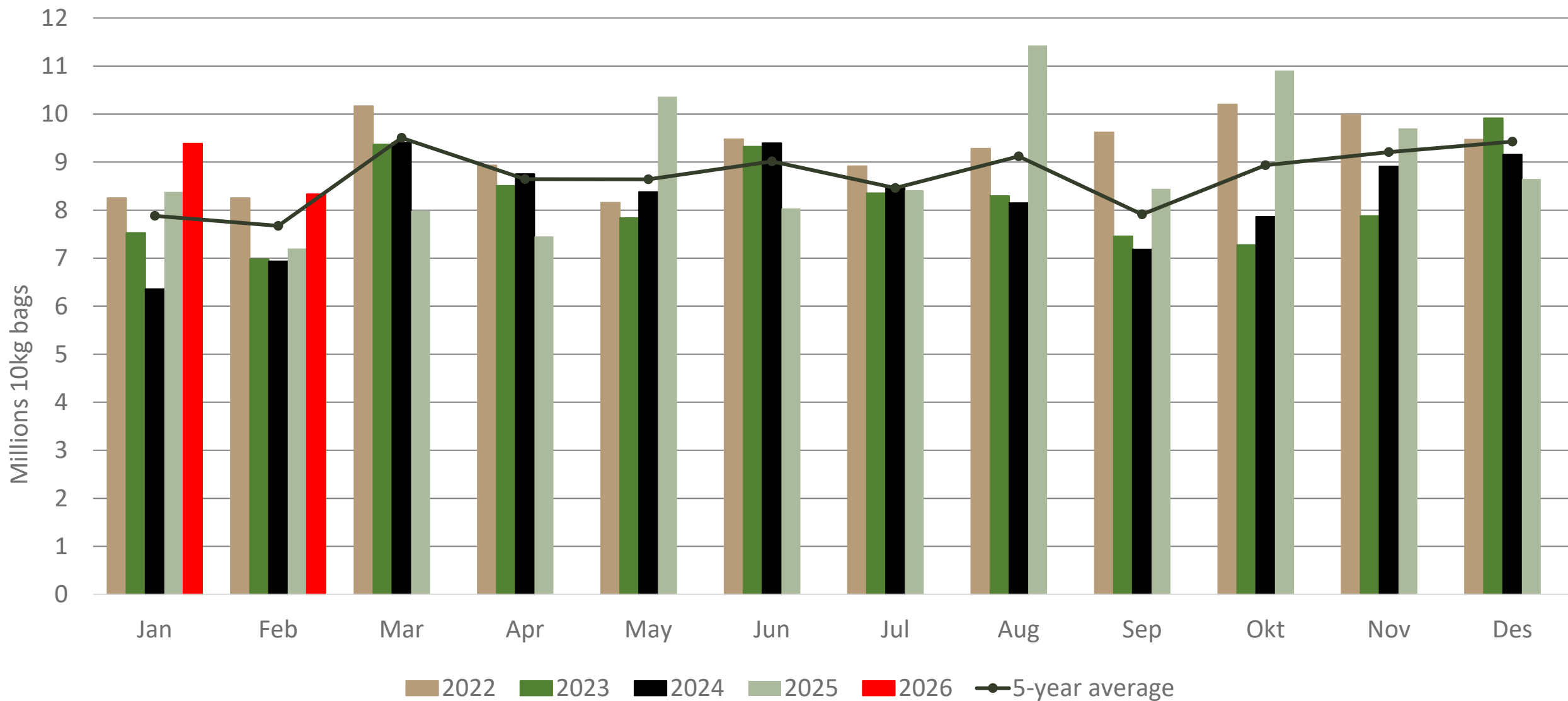
Cumulative total number of 10 kg bags sold on markets



Sold 981,670 bags **more** than the **5-year average** (2021 to 2025) of the first 13 weeks of 2026

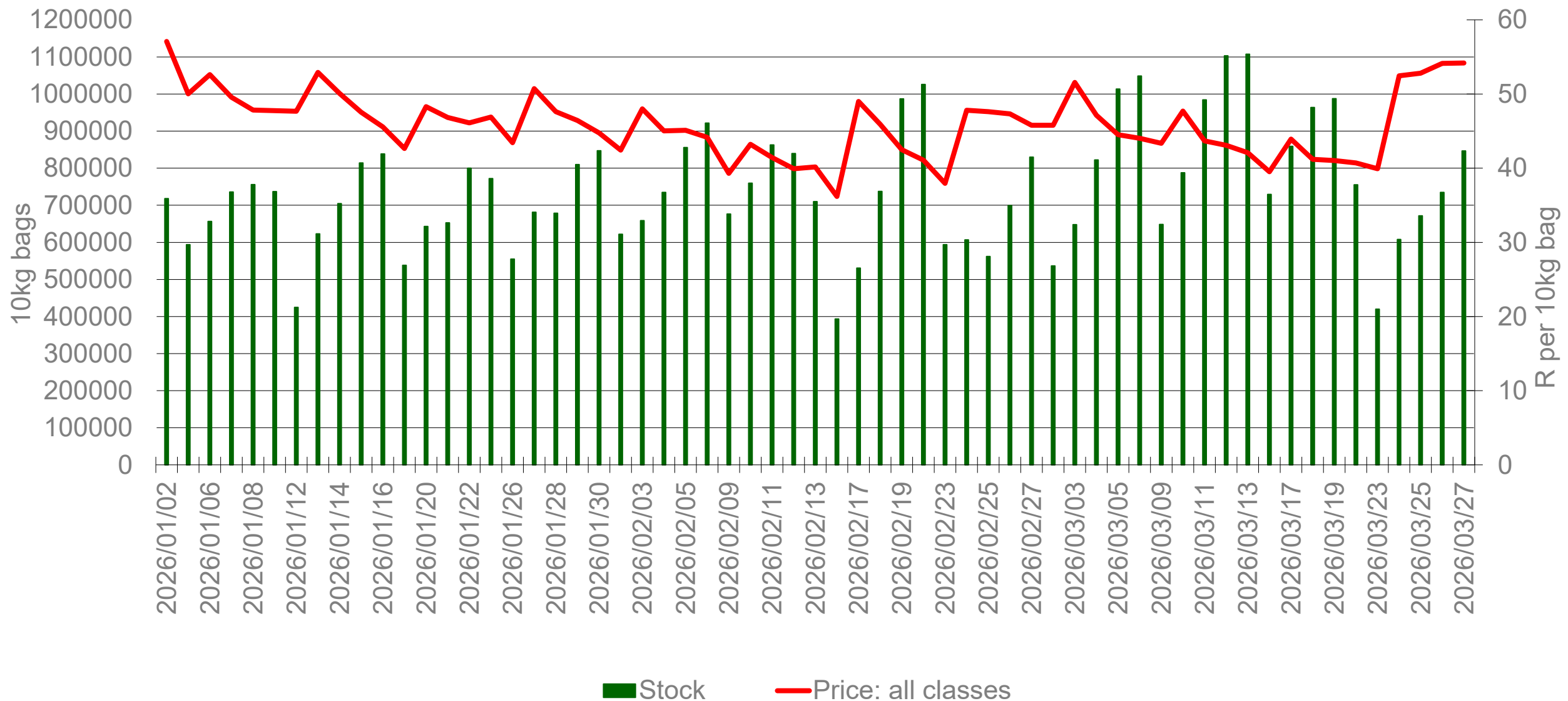
Data disclaimer: Potatoes SA does not take responsibility for the accuracy or interpretation of company data re-purposed by 3rd parties

Monthly sales volumes on markets: Potatoes



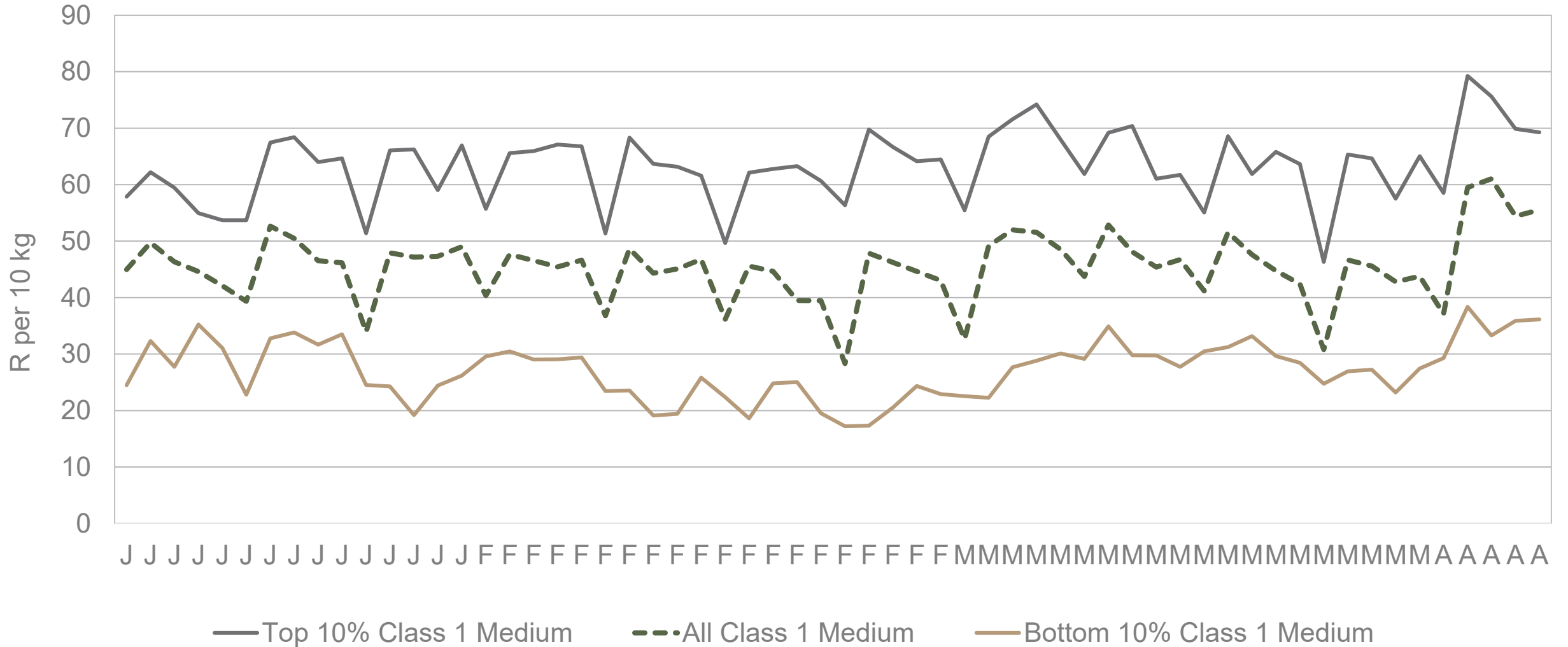
Data disclaimer: Potatoes SA does not take responsibility for the accuracy or interpretation of company data re-purposed by 3rd parties

RSA daily price versus daily available stocks (all classes & all sizes)



Data disclaimer: Potatoes SA does not take responsibility for the accuracy or interpretation of company data re-purposed by 3rd parties

JHB market daily : Top 10% versus bottom 10% prices – Class 1 Medium (since January 2026)



Data disclaimer: Potatoes SA does not take responsibility for the accuracy or interpretation of company data re-purposed by 3rd parties

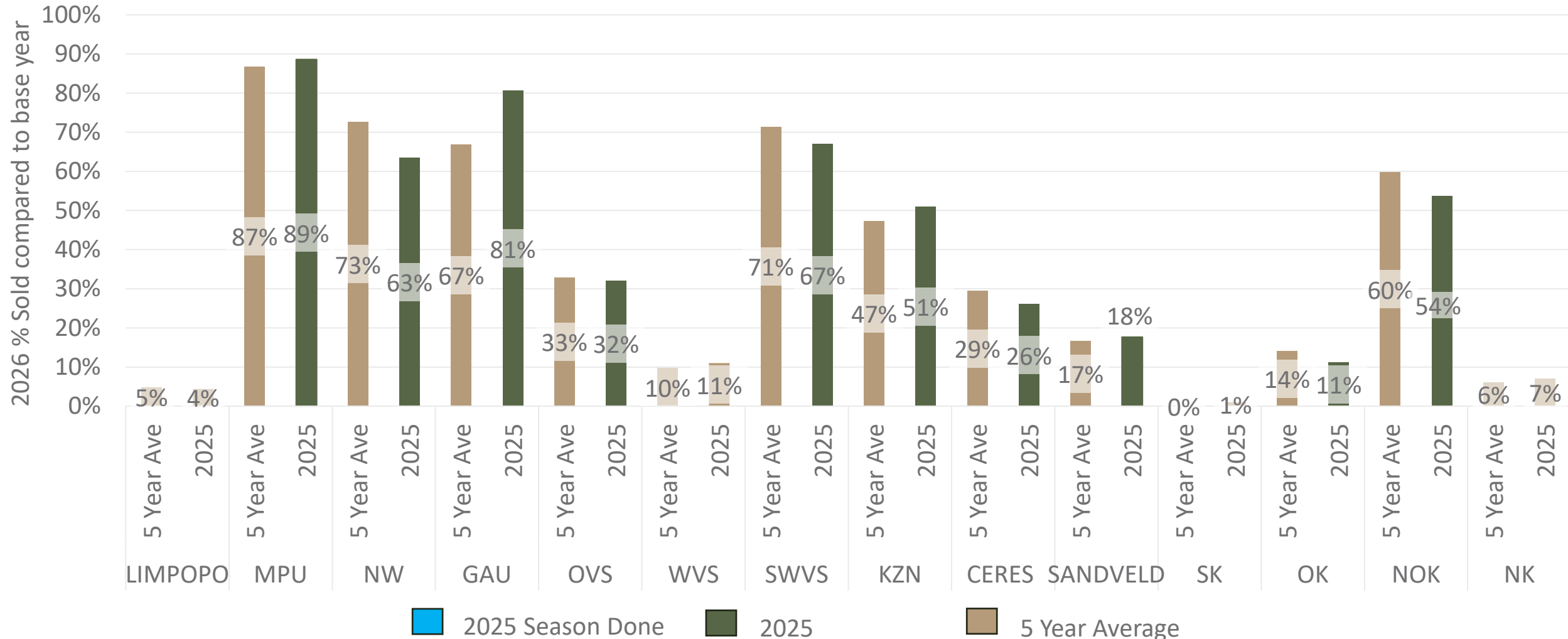
FPM Sales pace comparison per region

2026 compared to 5-year average and 2025



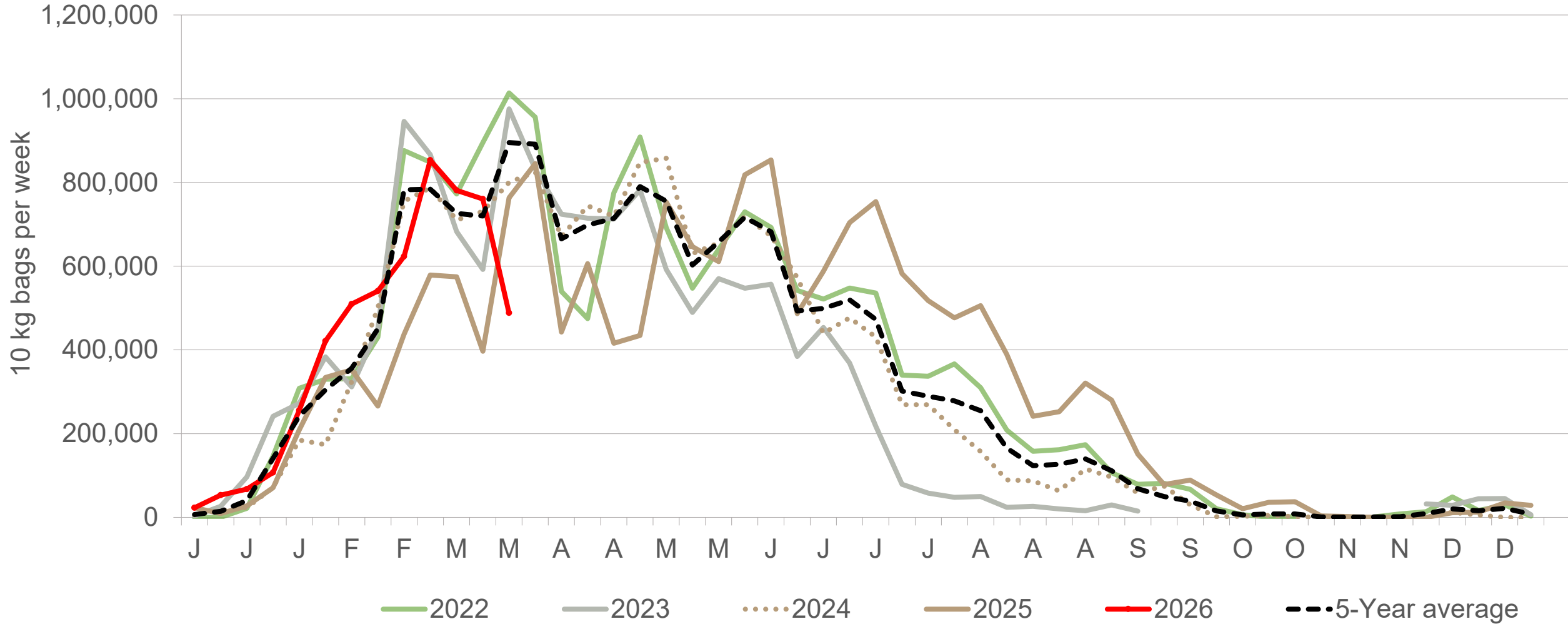
The *FPM Sales pace* compares the current year's cumulative volumes sold on the FPM with the previous year and the five-year average. Differences in these trends reflect variations in hectares planted, regional weather conditions, yield performance, and market timing. Blue indicates regions that are done delivering for this season. Seasons are based on calendar year.

Note: This comparison is based on total volumes sold, not on hectares planted



Data disclaimer: Potatoes SA does not take responsibility for the accuracy or interpretation of company data re-purposed by 3rd parties

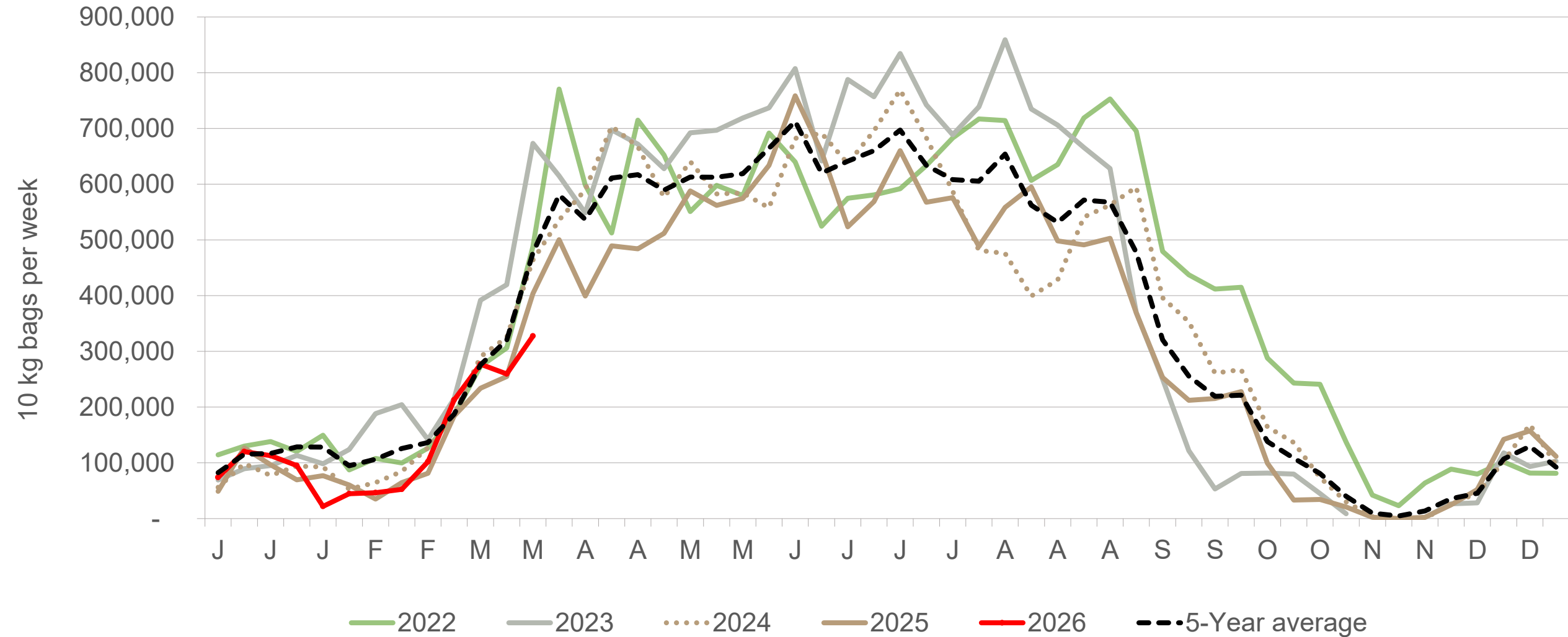
Eastern Free State: Amount of 10 kg bags per week sold on FPMs (all classes)



Sold 36% bags **more** than the first 13 weeks of 2025 and 21,982 **more** than the 5-year average (2021 to 2025) of the first 13 weeks of each year.

Data disclaimer: Potatoes SA does not take responsibility for the accuracy or interpretation of company data re-purposed by 3rd parties

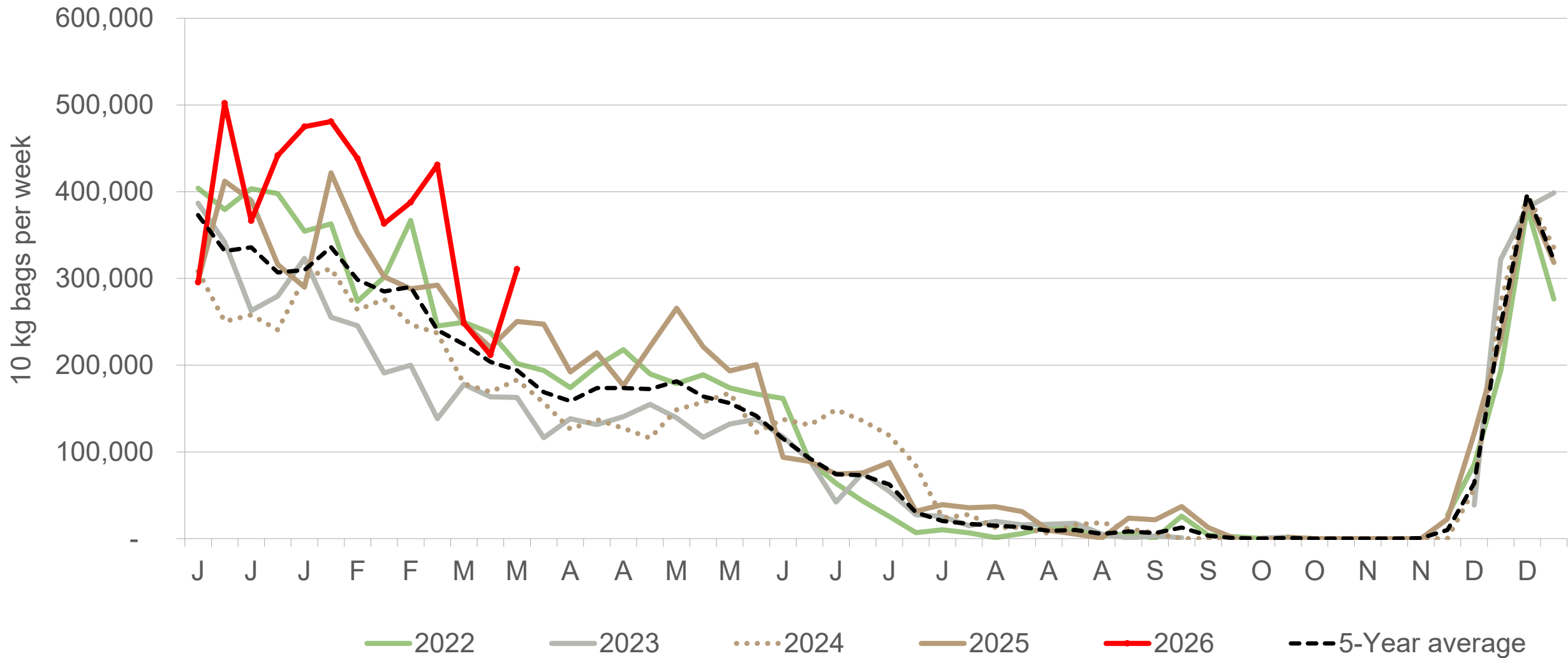
Western Free State : Amount of 10 kg bags per week sold on FPMs (all classes)



Sold 1% bags **more** than the first 13 weeks of 2025 and 549,213 bags **less** than the 5-year average (2021 to 2025) of the first 13 weeks of each year.

Data disclaimer: Potatoes SA does not take responsibility for the accuracy or interpretation of company data re-purposed by 3rd parties

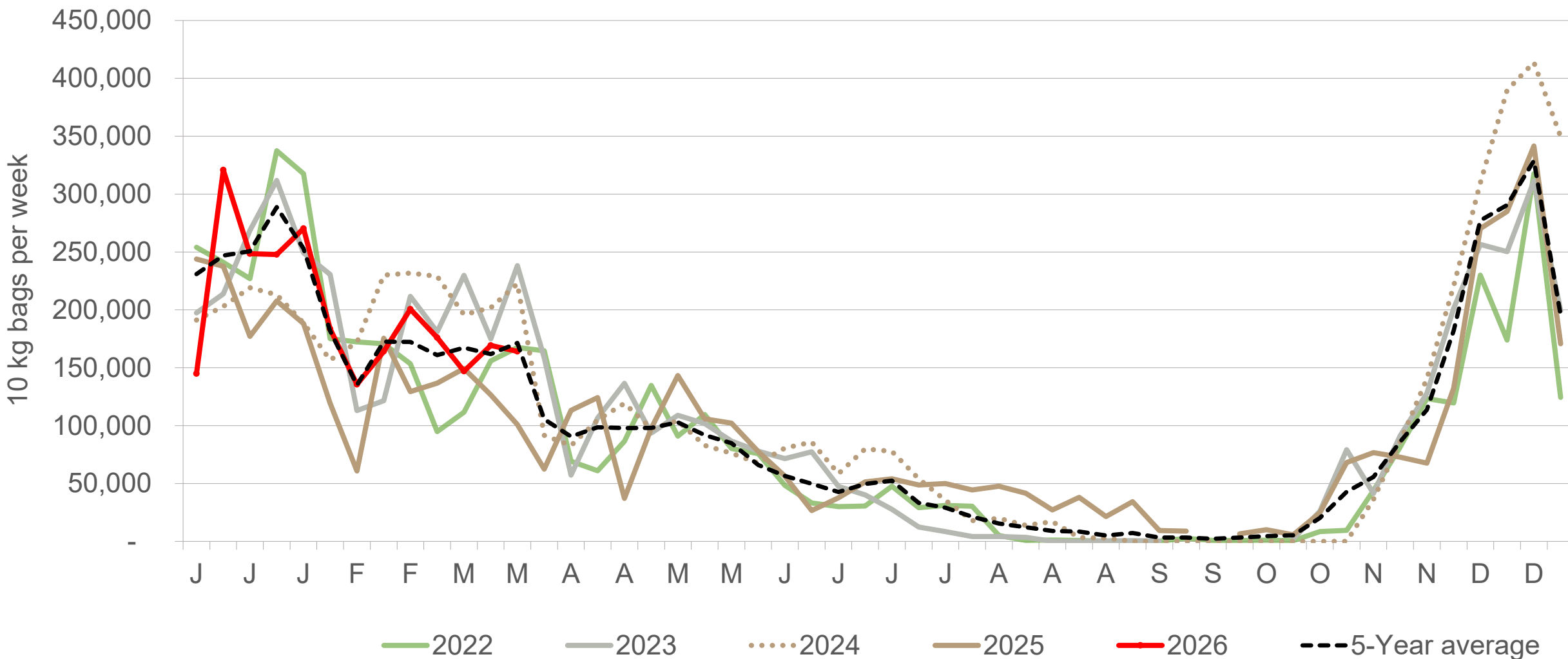
North-West: Amount of 10 kg bags per week sold on FPMs (all classes)



Sold 21% bags **more** than the first 13 weeks of 2025 and 1,224,133 **more** than the 5-year average (2021 to 2025) of the first 13 weeks of each year.

Data disclaimer: Potatoes SA does not take responsibility for the accuracy or interpretation of company data re-purposed by 3rd parties

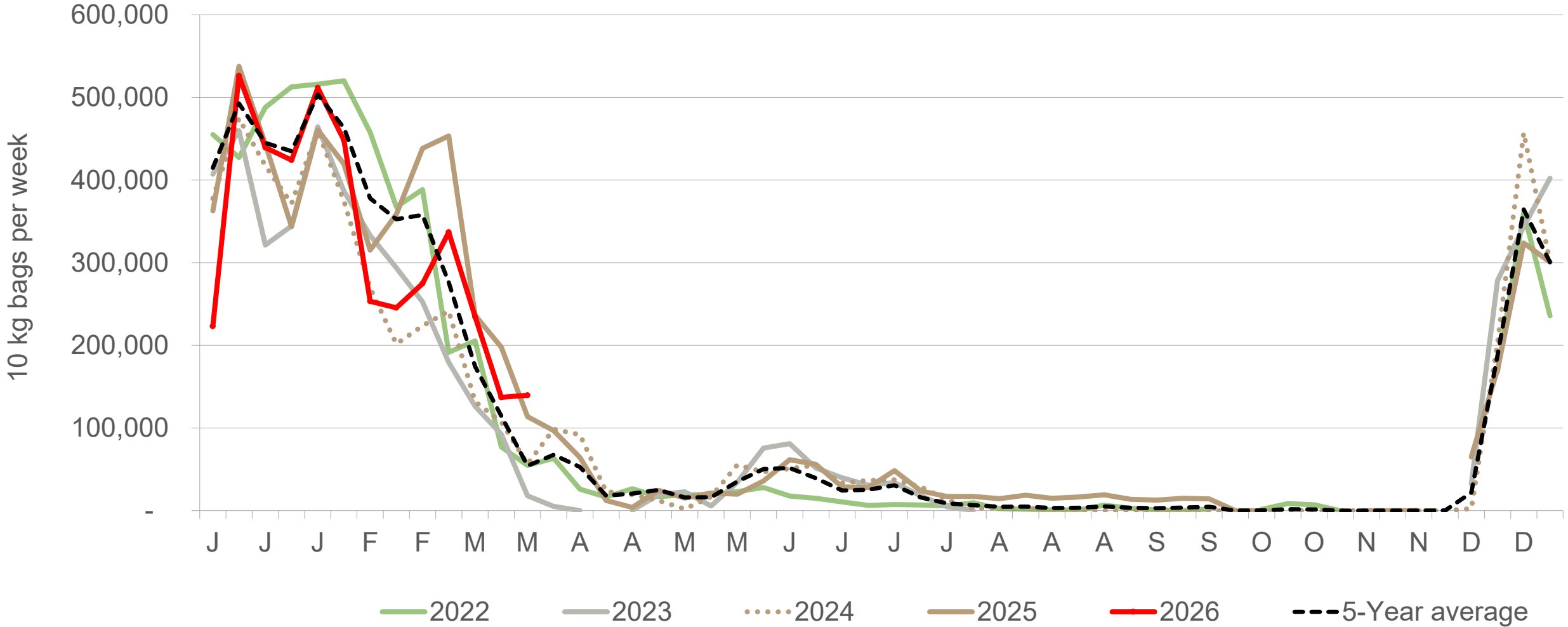
KwaZulu-Natal: Amount of 10 kg bags per week sold on FPMs (all classes)



Sold 25% bags **more** than the first 13 weeks of 2025 and 20,476 bags **less** than the 5-year average (2021 to 2025) of the first 13 weeks of each year.

Data disclaimer: Potatoes SA does not take responsibility for the accuracy or interpretation of company data re-purposed by 3rd parties

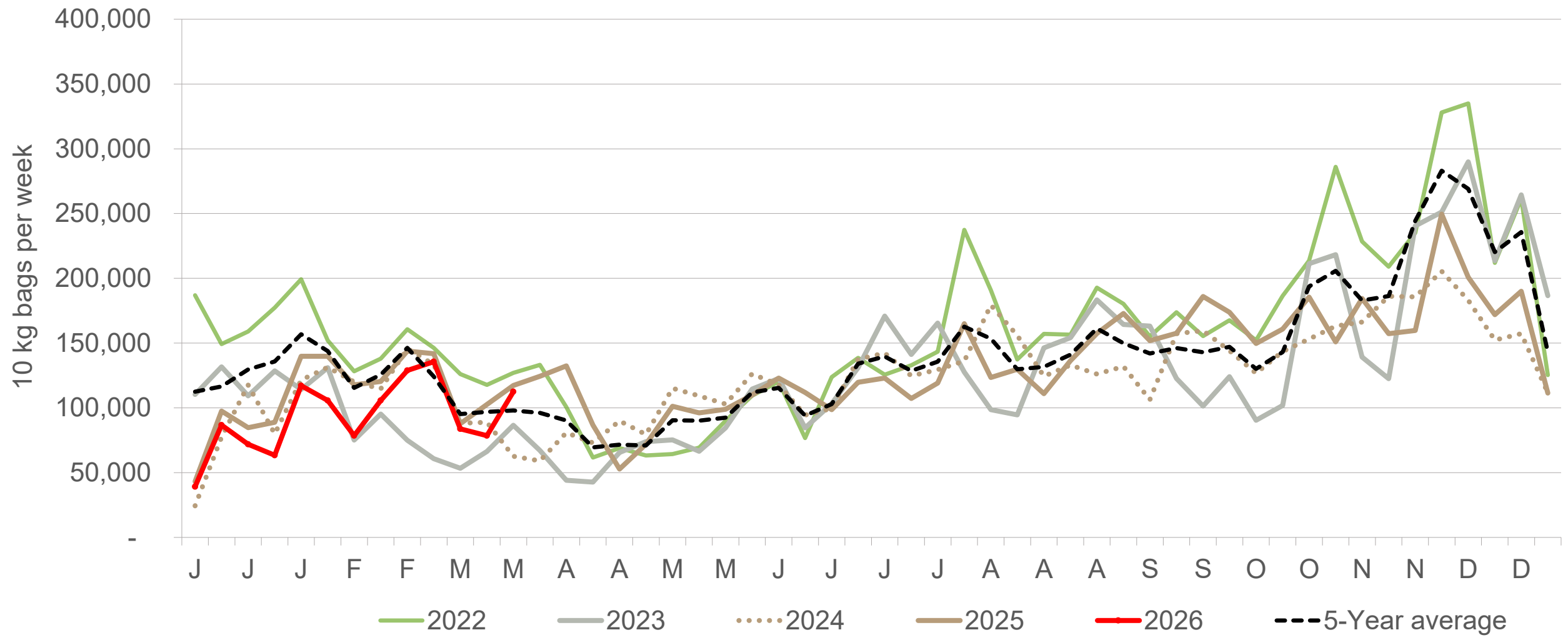
South Western Free State: Amount of 10 kg bags per week sold on FPMs (all classes)



Sold 10% bags **less** than the first 13 weeks of 2025 and 267,530 bags **less** than the 5-year average (2021 to 2025) of the first 13 weeks of each year.

Data disclaimer: Potatoes SA does not take responsibility for the accuracy or interpretation of company data re-purposed by 3rd parties

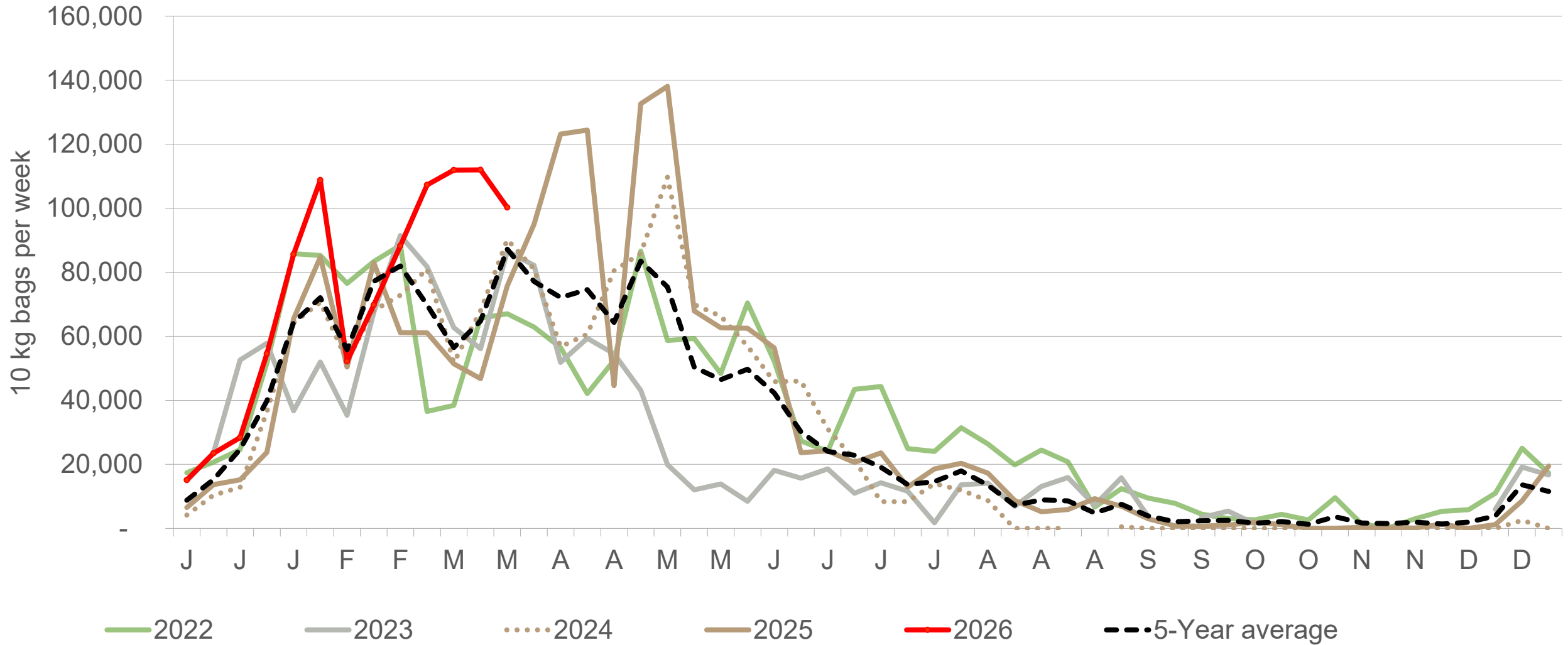
Sandveld: Amount of 10 kg bags per week sold on FPMs (all classes)



Sold 15% bags **less** than the first 13 weeks of 2025 and 389,116 bags **less** than the 5-year average (2021 to 2025) of the first 13 weeks of each year.

Data disclaimer: Potatoes SA does not take responsibility for the accuracy or interpretation of company data re-purposed by 3rd parties

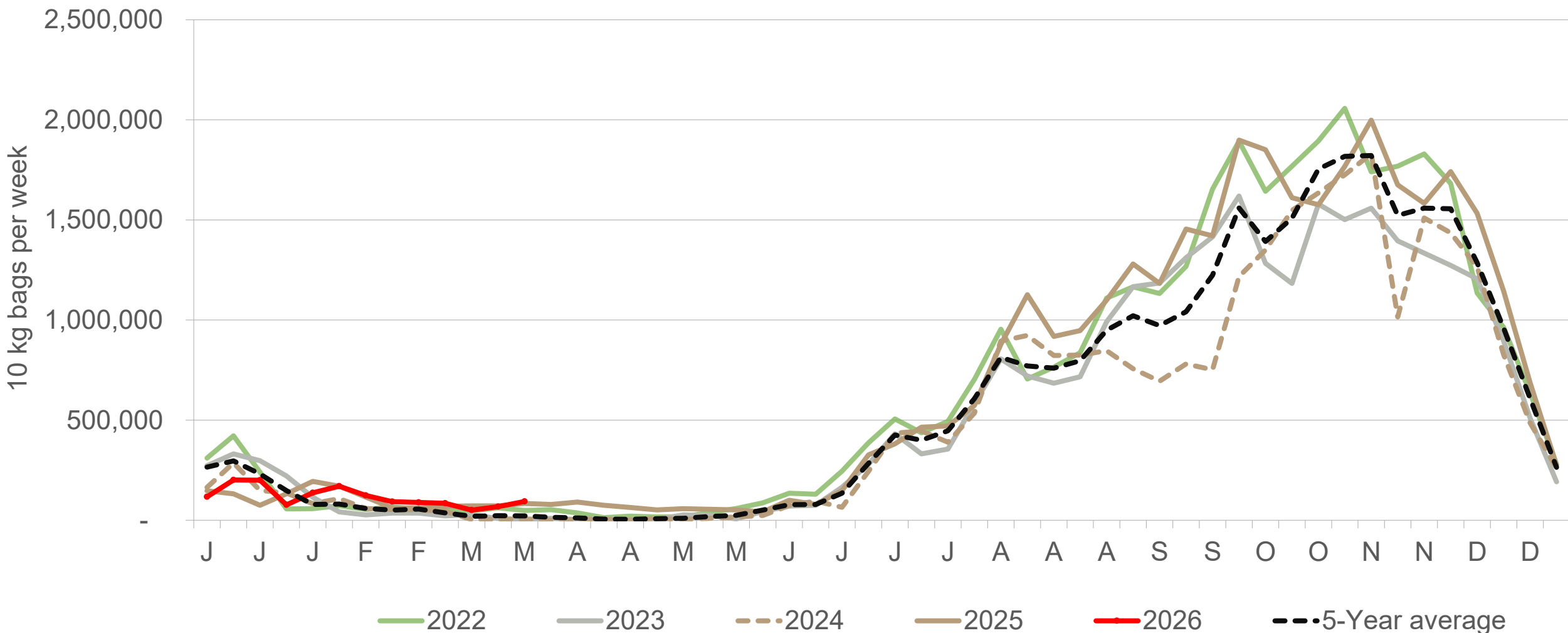
North Eastern Cape: Amount of 10 kg bags per week sold on FPMs (all classes)



Sold 50% bags **more** than the first 13 weeks of 2025 and 239,445 bags **more** than the 5-year average (2021 to 2025) of the first 13 weeks of each year.

Data disclaimer: Potatoes SA does not take responsibility for the accuracy or interpretation of company data re-purposed by 3rd parties

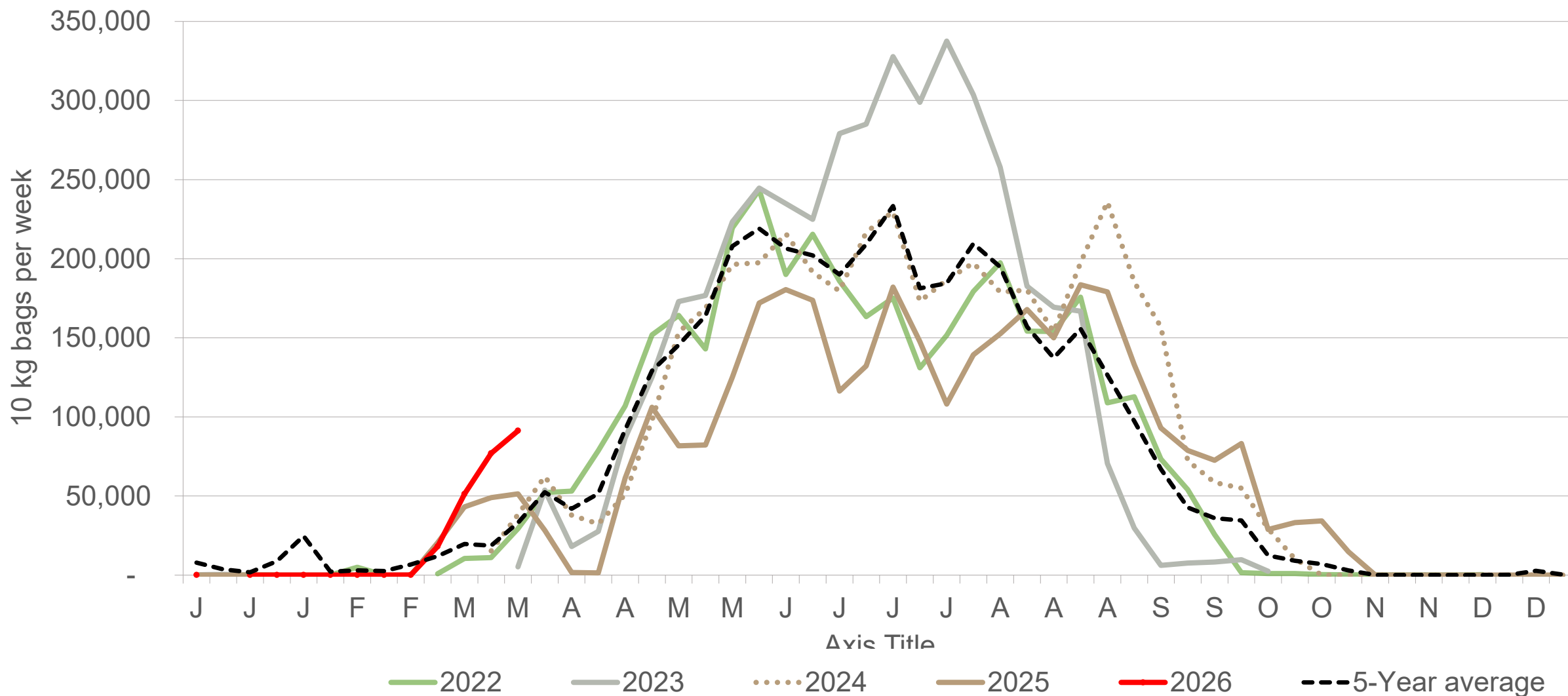
Limpopo: Amount of 10 kg bags per week sold on FPMs (all classes)



Sold 9% bags **more** than the first 13 weeks of 2025 and 172,144 bags **more** than the 5-year average (2021 to 2025) of the first 13 weeks of each year

Data disclaimer: Potatoes SA does not take responsibility for the accuracy or interpretation of company data re-purposed by 3rd parties

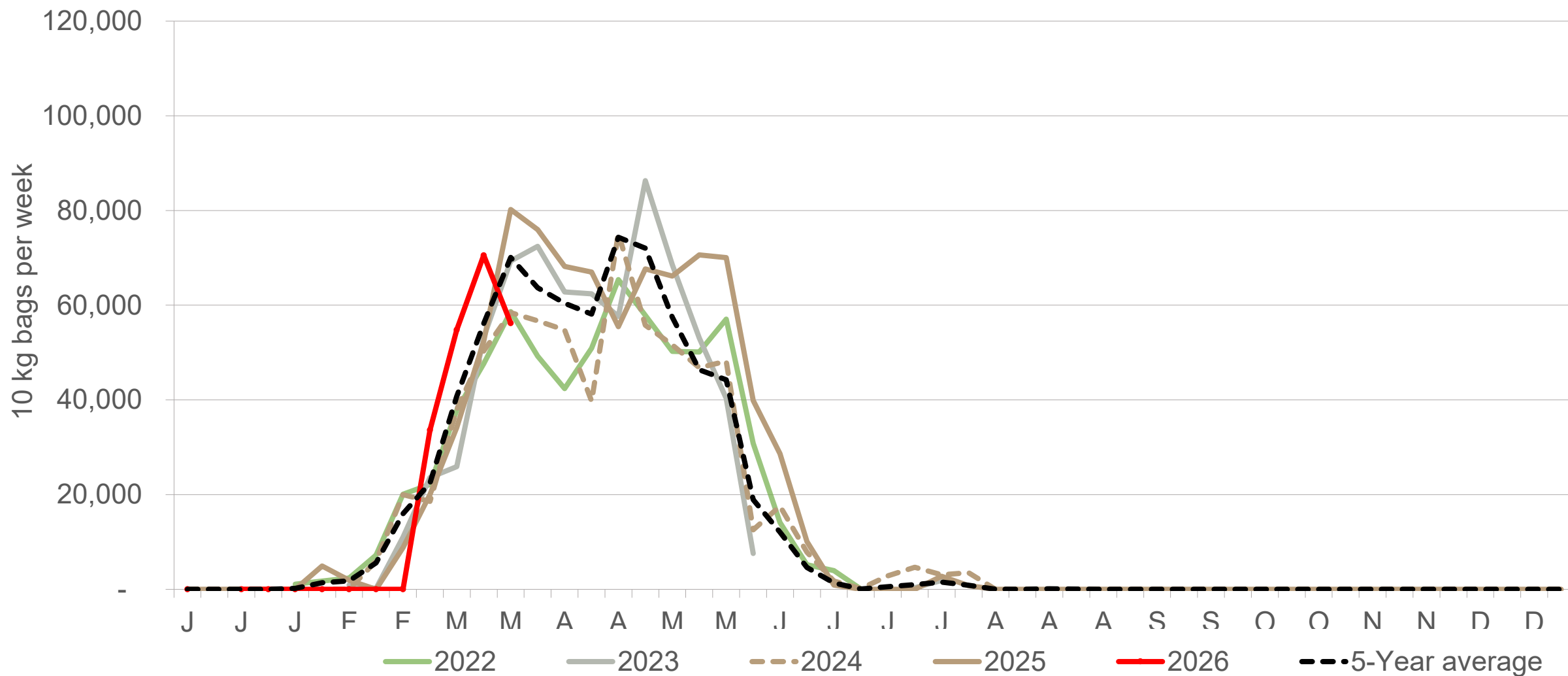
Northern Cape: Amount of 10 kg bags per week sold on FPMs (all classes)



Sold 45% bags **more** than the first 2 weeks of 2025 and 92,952 bags **more** than the 5-year average (2021 to 2025) of the first 13 weeks of each year.

Data disclaimer: Potatoes SA does not take responsibility for the accuracy or interpretation of company data re-purposed by 3rd parties

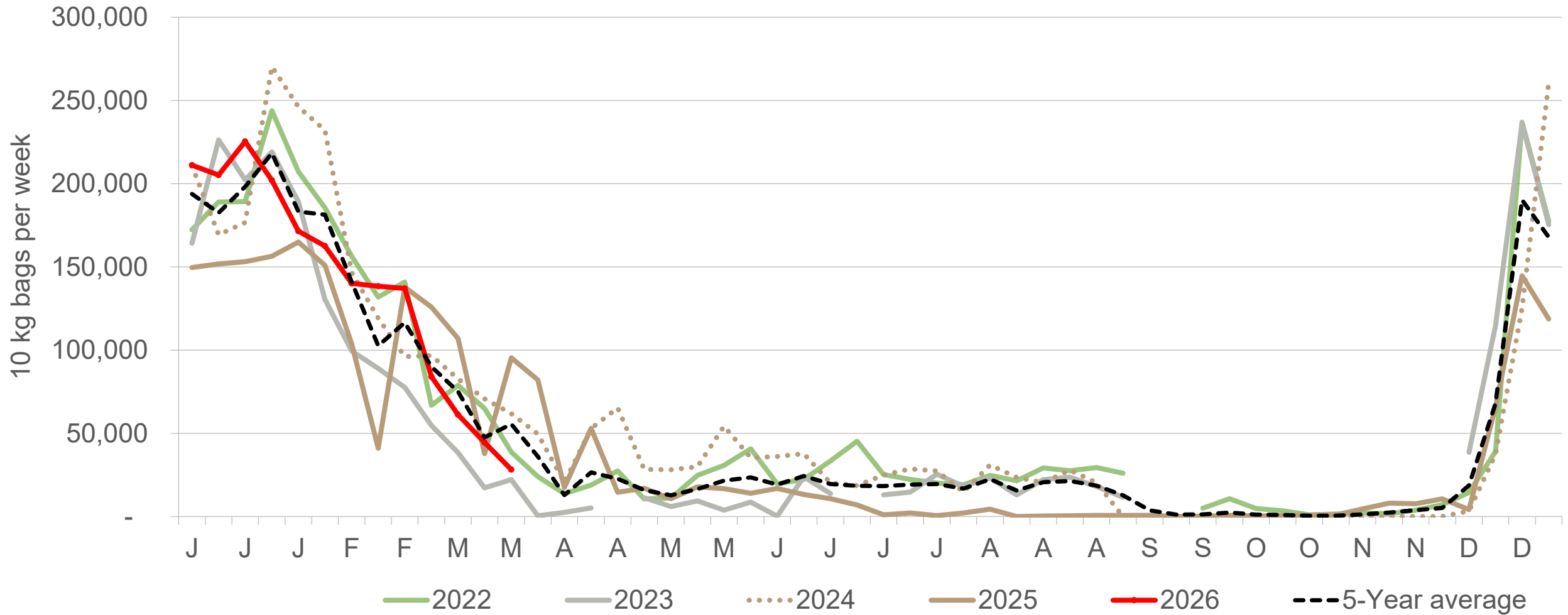
Ceres: Amount of 10 kg bags per week sold on FPMs (all classes)



Sold 45% bags **more** than the first 2 weeks of 2025 and 92,952 bags **more** than the 5-year average (2021 to 2025) of the first 13 weeks of each year.

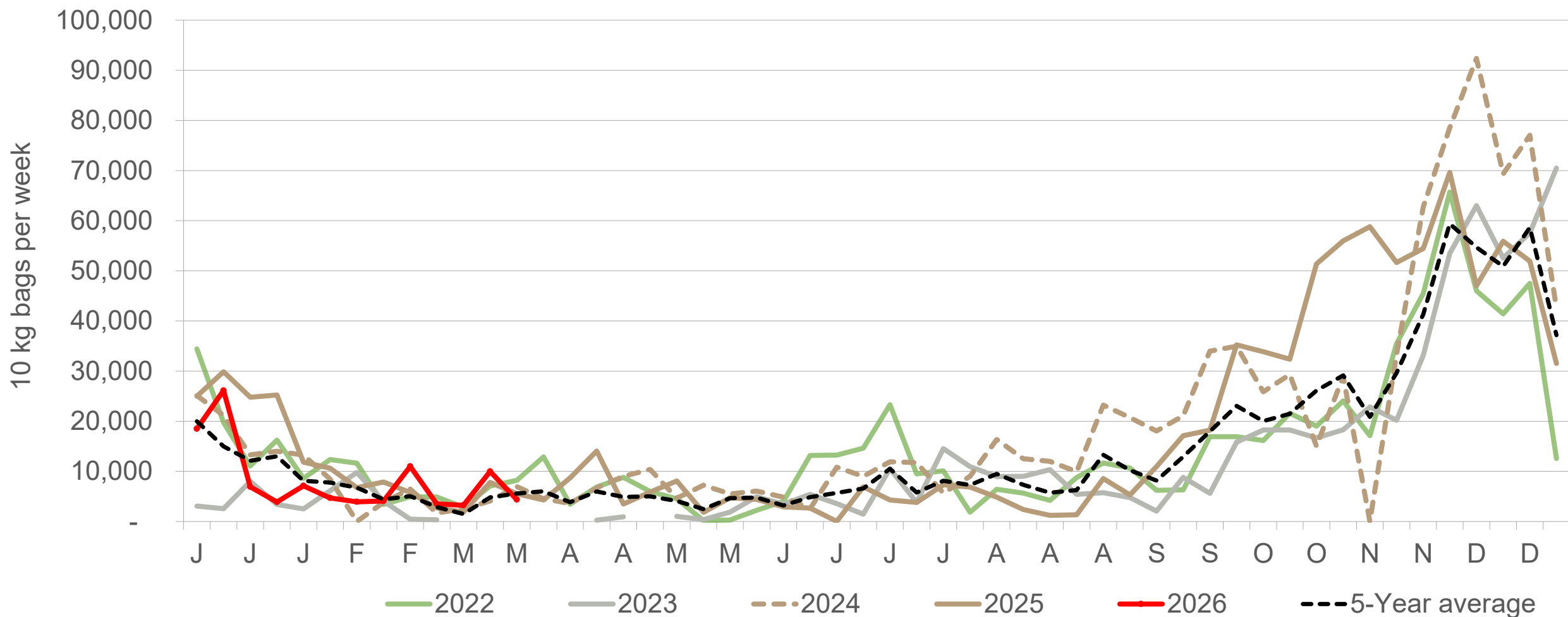
Data disclaimer: Potatoes SA does not take responsibility for the accuracy or interpretation of company data re-purposed by 3rd parties

Gauteng: Amount of 10 kg bags per week sold on FPMs (all classes)



Sold 15% bags **more** than the first 13 weeks of 2025 and 25,376 bags **more** than the 5-year average (2021 to 2025) of the first 13 weeks of each year.

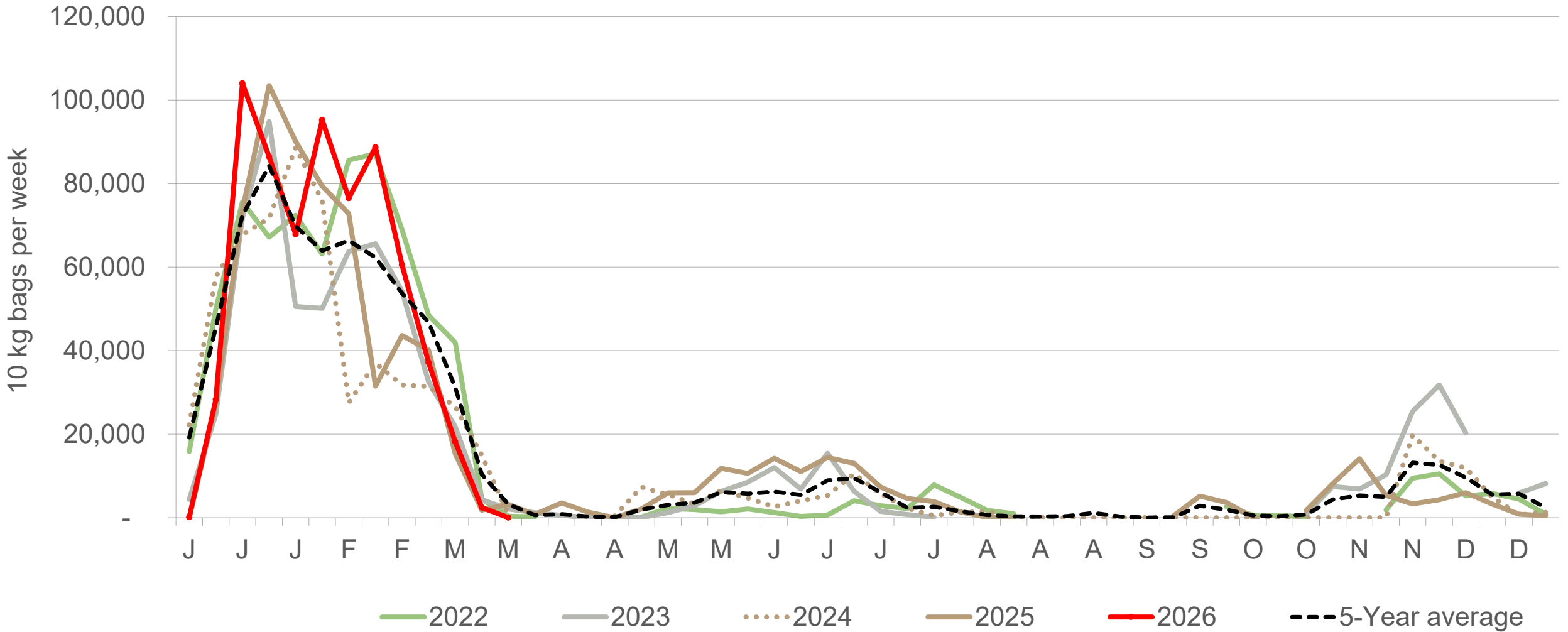
Eastern Cape: Amount of 10 kg bags per week sold on FPMs (all classes)



Sold 35% bags **less** than the first 13 weeks of 2025 and 346 bags **more** than the 5-year average (2021 to 2025) of the 13 weeks of each year.

Data disclaimer: Potatoes SA does not take responsibility for the accuracy or interpretation of company data re-purposed by 3rd parties

Mpumalanga: Amount of 10 kg bags per week sold on FPMs (all classes)



Sold 14% bags **more** than the first 13 weeks of 2025 and 36,419 bags **more** than the 5-year average (2021 to 2025) of the 13 weeks of each year.

Data disclaimer: Potatoes SA does not take responsibility for the accuracy or interpretation of company data re-purposed by 3rd parties

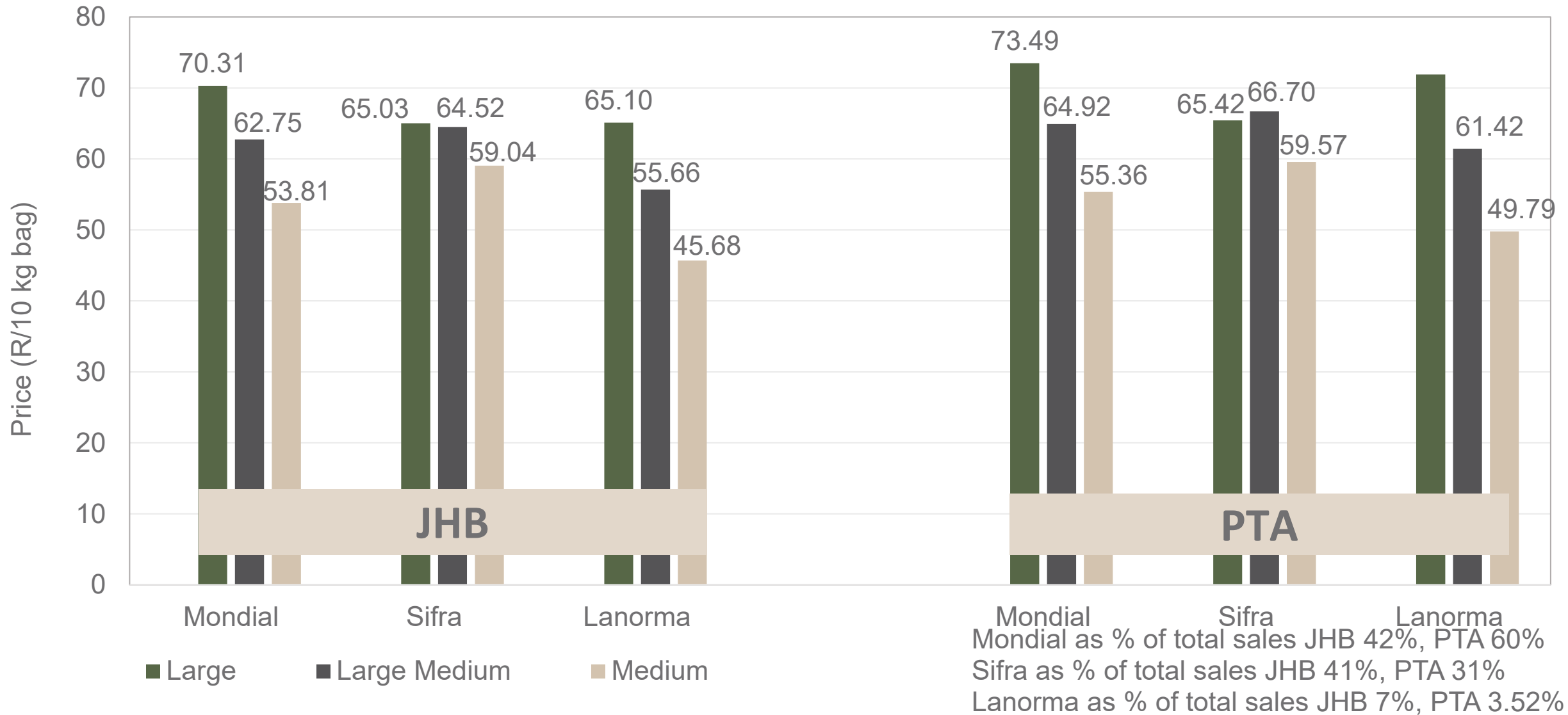
Average weekly prices and volumes for 10 kg bags of potatoes sold on selected markets from selected production regions



Klas & Grootte	Eastern Free State				Western Free State				North West				South Western Freestate				KwaZulu-Natal				North Eastern Cape				All Regions		
	JOH		PRE		JOH		PRE		JOH		PRE		JOH		PRE		DUR		PIE		POR		EAS		All Markets		
	Volume 10kg	Prices R/10kg	Volume 10kg	Prices R/10kg	Volume 10kg	Prices R/10kg	Volume 10kg	Prices R/10kg	Volume 10kg	Prices R/10kg	Volume 10kg	Prices R/10kg	Volume 10kg	Prices R/10kg	Volume 10kg	Prices R/10kg	Volume 10kg	Prices R/10kg	Volume 10kg	Prices R/10kg	Volume 10kg	Prices R/10kg	Volume 10kg	Prices R/10kg	Volume 10kg	Prices R/10kg	
1L	60 425	72.85	19 762	75.69	28 287	66.07	7 617	70.78	24 499	64.25	8 057	63.61	11 843	65.91	3 561	65.69	12 072	55.36	6 216	55.25	2 828	58.35	3 261	58.85	349 045	65.18	
1L/M	47 512	64.03	23 449	65.24	50 819	62.30	9 703	67.77	36 034	63.84	11 636	67.53	13 880	61.52	7 601	66.26	19 413	52.05	2 907	53.32	4 122	55.14	4 131	52.04	427 428	59.95	
1M	34 261	54.88	19 761	55.04	45 153	59.21	10 402	59.86	28 232	61.98	8 266	60.24	8 461	54.03	4 841	62.22	7 800	51.75	3 914	47.46	9 217	56.12	9 642	49.62	368 556	53.21	
1S	7 771	30.48	3 526	29.63	8 569	31.44	442	32.25	18 478	32.34	2 428	35.03	1 026	28.67	3 503	33.14	1 149	27.52	229	20.00	1 995	47.18	3 194	45.08	101 546	32.90	
1S/M	8 293	40.16	2 951	41.50	20 042	42.60	4 520	47.63	17 385	47.67	3 298	44.07	2 631	34.97	1 261	50.73	799	32.48	239	32.68	715	50.77	440	54.42	119 665	42.87	
1XL	511	71.08	-	-	-	-	-	-	-	-	-	-	-	-	-	-	-	-	-	-	-	-	-	-	2 194	60.08	
1XS	1 166	21.74	-	-	3 290	33.10	-	-	5 031	48.49	-	-	2 028	32.18	-	-	-	-	-	-	-	-	-	-	13 576	35.92	
1XXS	-	-	-	-	-	-	-	-	401	57.63	-	-	-	-	-	-	-	-	-	-	-	-	-	-	636	58.38	
2L	25 132	61.49	8 477	68.55	4 691	57.47	6 210	61.90	4 207	50.65	1 619	60.43	1 653	50.54	1 540	61.35	1 485	56.02	2 253	37.97	1 691	55.30	1 200	47.05	114 985	56.26	
2L/M	10 124	53.22	9 758	58.59	4 174	49.44	9 368	56.62	3 120	54.47	2 875	60.58	3 159	54.19	1 507	58.60	2 780	49.87	1 912	31.57	880	55.64	1 887	44.17	110 524	49.45	
2M	7 290	47.15	7 031	49.83	9 426	40.33	3 635	49.12	6 419	32.76	1 697	56.93	438	45.68	903	50.21	2 936	36.39	796	40.19	3 120	43.03	4 174	43.47	104 247	40.32	
2S	1 886	26.51	2 284	36.60	2 867	27.40	769	26.63	110	20.23	428	34.63	53	31.79	592	28.97	230	24.91	-	-	1 235	37.36	2 319	40.52	27 741	28.74	
2S/M	2 216	32.39	245	35.44	1 766	26.09	1 173	38.74	1 997	26.59	832	47.68	7	25.00	561	41.80	110	20.59	-	-	-	-	-	-	28 191	28.18	
2XL	-	-	-	-	-	-	-	-	-	-	-	-	-	-	-	-	-	-	-	-	-	-	-	-	292	58.45	
2XS	-	-	-	-	-	-	-	-	294	11.37	-	-	-	-	-	-	-	-	-	-	-	-	-	-	1 773	9.68	
2XXS	-	-	-	-	-	-	-	-	-	-	-	-	-	-	-	-	-	-	-	-	-	-	-	-	-	-	-
3L	7 996	52.32	10 344	49.26	5 011	41.88	2 274	41.52	910	62.20	-	-	9 668	43.61	1 023	41.72	1 771	42.71	226	54.20	-	-	-	-	57 573	44.36	
3L/M	6 176	41.10	4 727	47.33	1 698	41.68	1 026	41.77	6 288	44.54	1 320	47.50	-	-	150	44.13	346	39.32	-	-	-	-	110	40.18	48 442	41.41	
3M	6 798	33.77	6 733	41.69	5 262	31.24	1 477	39.34	9 116	40.36	2 330	46.61	5 410	35.22	690	30.71	169	30.47	220	40.00	2 877	35.62	1 767	28.12	82 933	34.08	
3S/M	1 018	27.82	2 292	37.15	465	21.86	660	22.55	781	23.52	220	22.50	-	-	70	45.00	-	-	-	-	-	-	-	-	8 968	28.42	
3XS	-	-	-	-	-	-	-	-	-	-	-	-	-	-	-	-	-	-	-	-	-	-	-	-	-	-	-
3XXS	-	-	-	-	-	-	-	-	-	-	-	-	-	-	-	-	-	-	-	-	-	-	-	-	-	-	-
4L	-	-	2 717	40.43	-	-	-	-	-	-	-	-	-	-	-	-	-	-	-	-	-	-	-	-	5 142	33.48	
4L/M	-	-	120	45.00	-	-	-	-	-	-	-	-	-	-	-	-	376	37.63	110	30.00	-	-	-	-	2 194	29.11	
4M	-	-	466	36.82	-	-	-	-	-	-	-	-	-	-	-	-	-	-	110	31.55	444	24.05	86	18.67	3 575	28.83	
4S	-	-	-	-	-	-	-	-	-	-	-	-	-	-	-	-	-	-	-	-	-	-	-	-	319	6.74	
4S/M	-	-	85	20.82	-	-	-	-	-	-	-	-	-	-	-	-	-	-	-	-	-	-	-	-	400	12.66	
Total	228 838	58.74	125 060	57.41	191 520	54.18	59 982	57.31	163 302	53.23	46 604	57.33	60 257	52.56	30 017	54.05	51 436	50.26	19 132	47.16	30 552	49.46	32 921	47.02	2 007 766	51.56	

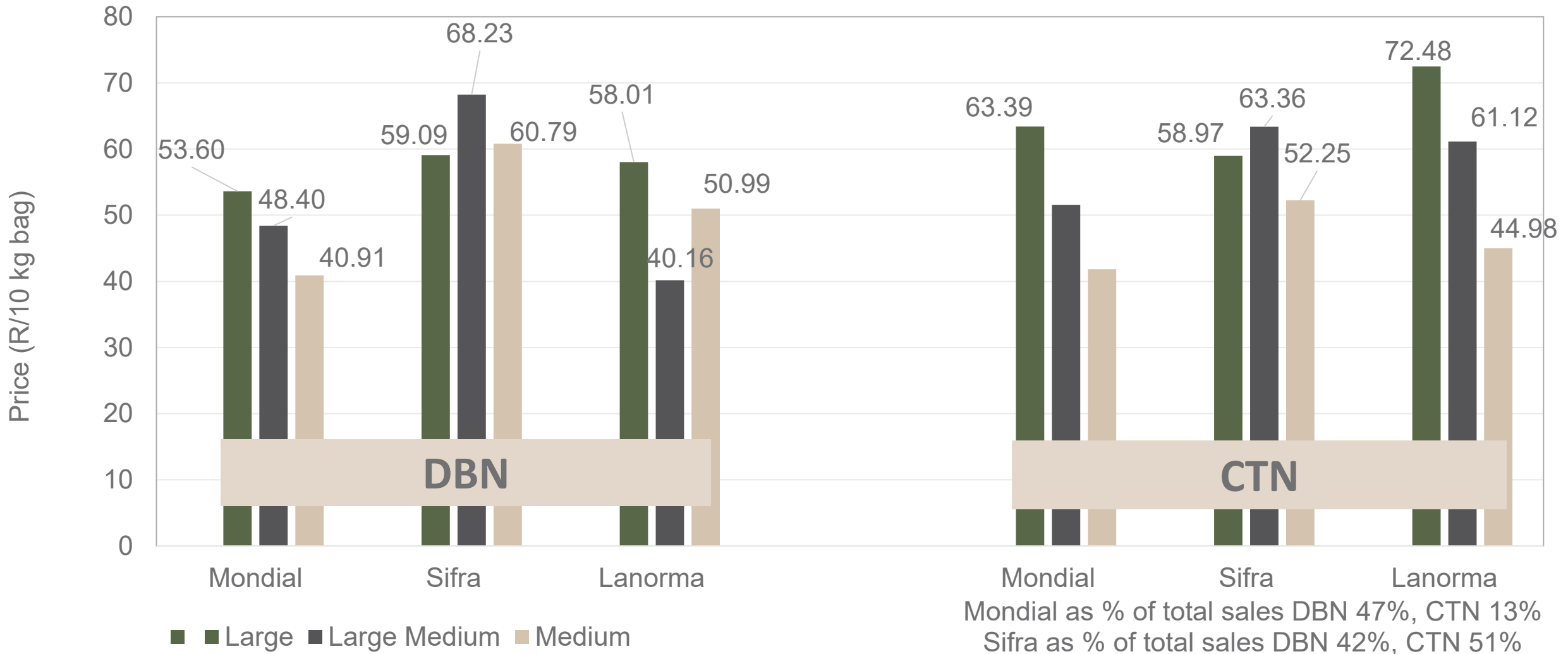
Data disclaimer: Potatoes SA does not take responsibility for the accuracy or interpretation of company data re-purposed by 3rd parties

PTA & JHB markets: Average Prices - Different Sizes (only 10 kg bags)



Data disclaimer: Potatoes SA does not take responsibility for the accuracy or interpretation of company data re-purposed by 3rd parties

DBN & CTN markets: Average Prices - Different Sizes (only 10 kg bags)



Mondial as % of total sales DBN 47%, CTN 13%
 Sifra as % of total sales DBN 42%, CTN 51%
 Lanorma as % of total sales DBN 1.43%, CTN 25%


Data disclaimer: Potatoes SA does not take responsibility for the accuracy or interpretation of company data re-purposed by 3rd parties

Thank you for your time


Feel free to contact us

 Lebo@potatoes.co.za

Jodie@potatoes.co.za

 +27 (0)12 349 1906

 6 De Havilland Crescent
Persequor Techno Park
Persequor Park
Pretoria

 www.potatoes.co.za



Potatoes
Aartappels SA