



Weekly Market Information

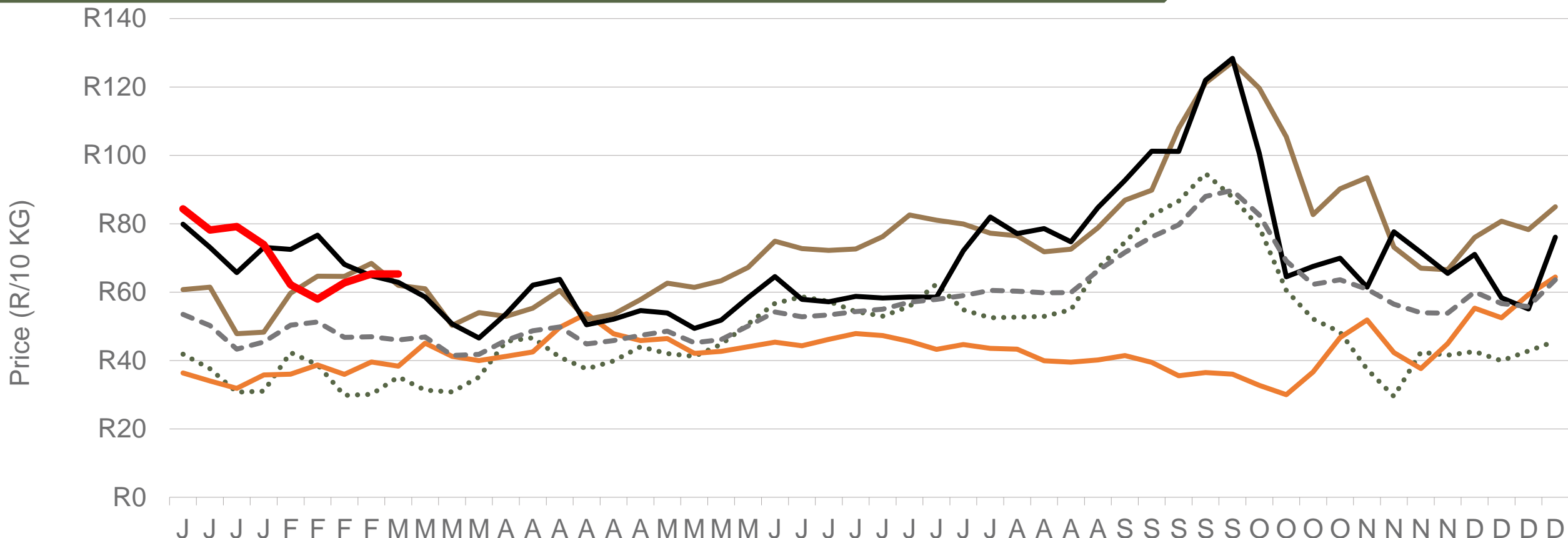
28 February 2025



**Potatoes
Aartappels SA**

www.potatoes.co.za

Average weekly price – all markets & all classes




.....2021 — 2022 — 2023 — 2024 — 2025* - - - 5-Year average



Number of bags sold

23%

(Week on Week)



Average weekly price

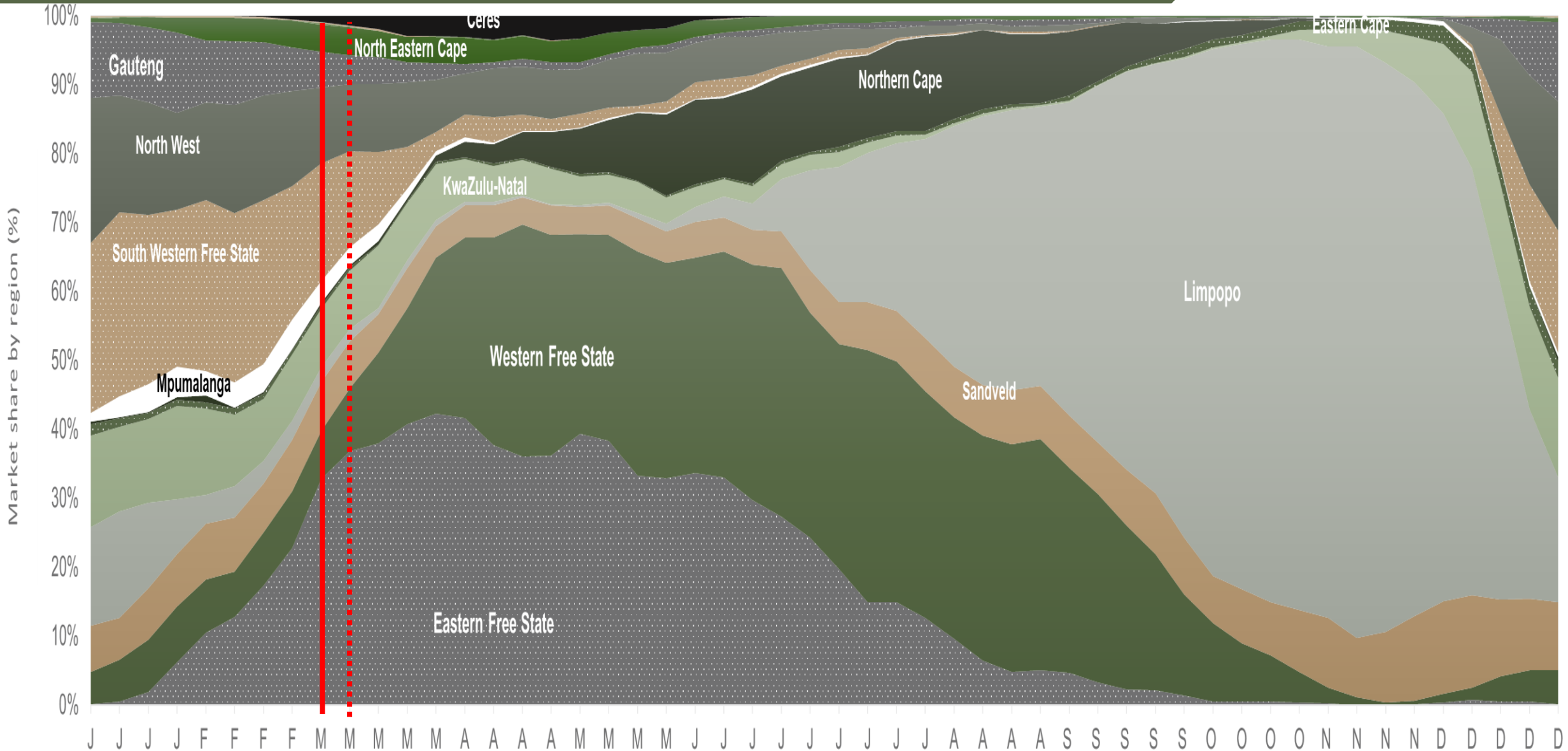
0%

(Week on week)



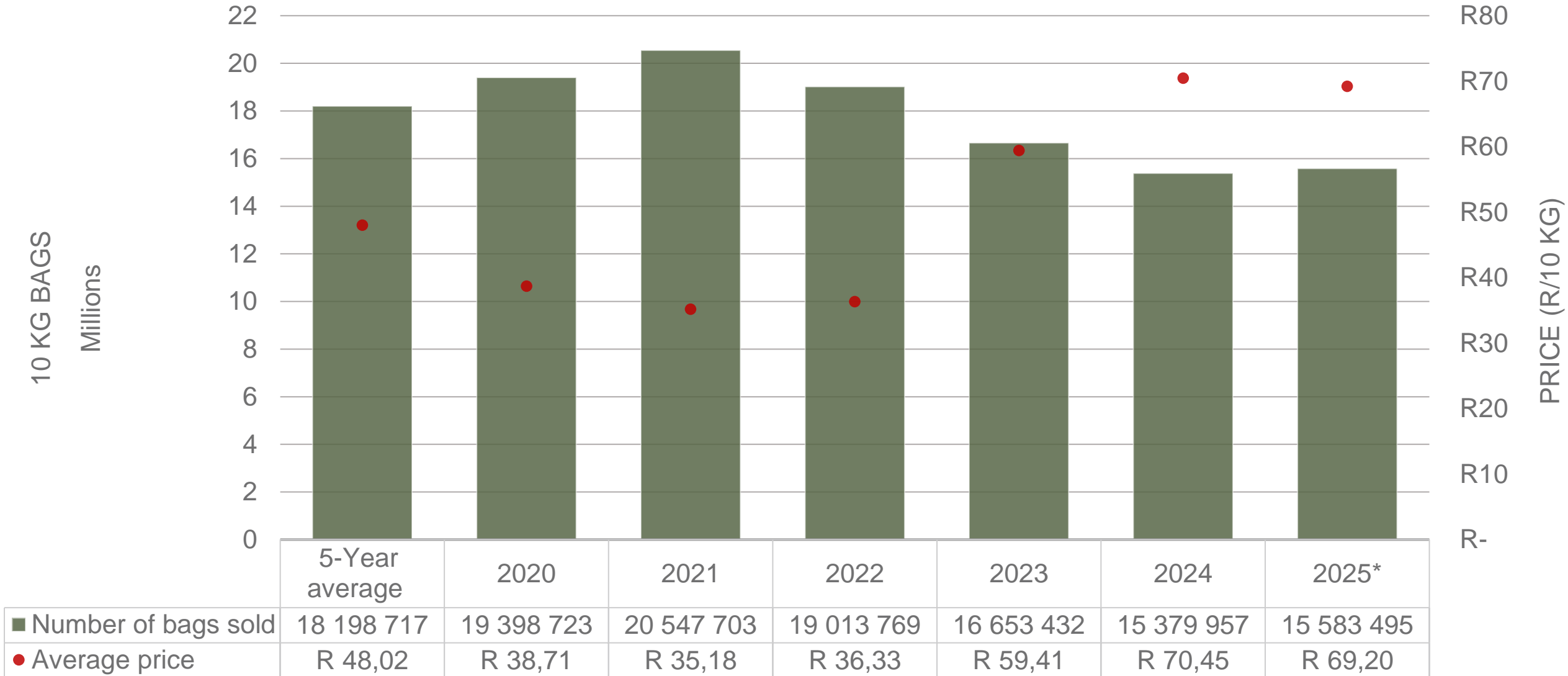
Data disclaimer: Potatoes SA does not take responsibility for the accuracy or interpretation of company data re-purposed by 3rd parties

Market share of regions on fresh produce markets 2019-2024



Data disclaimer: Potatoes SA does not take responsibility for the accuracy or interpretation of company data re-purposed by 3rd parties

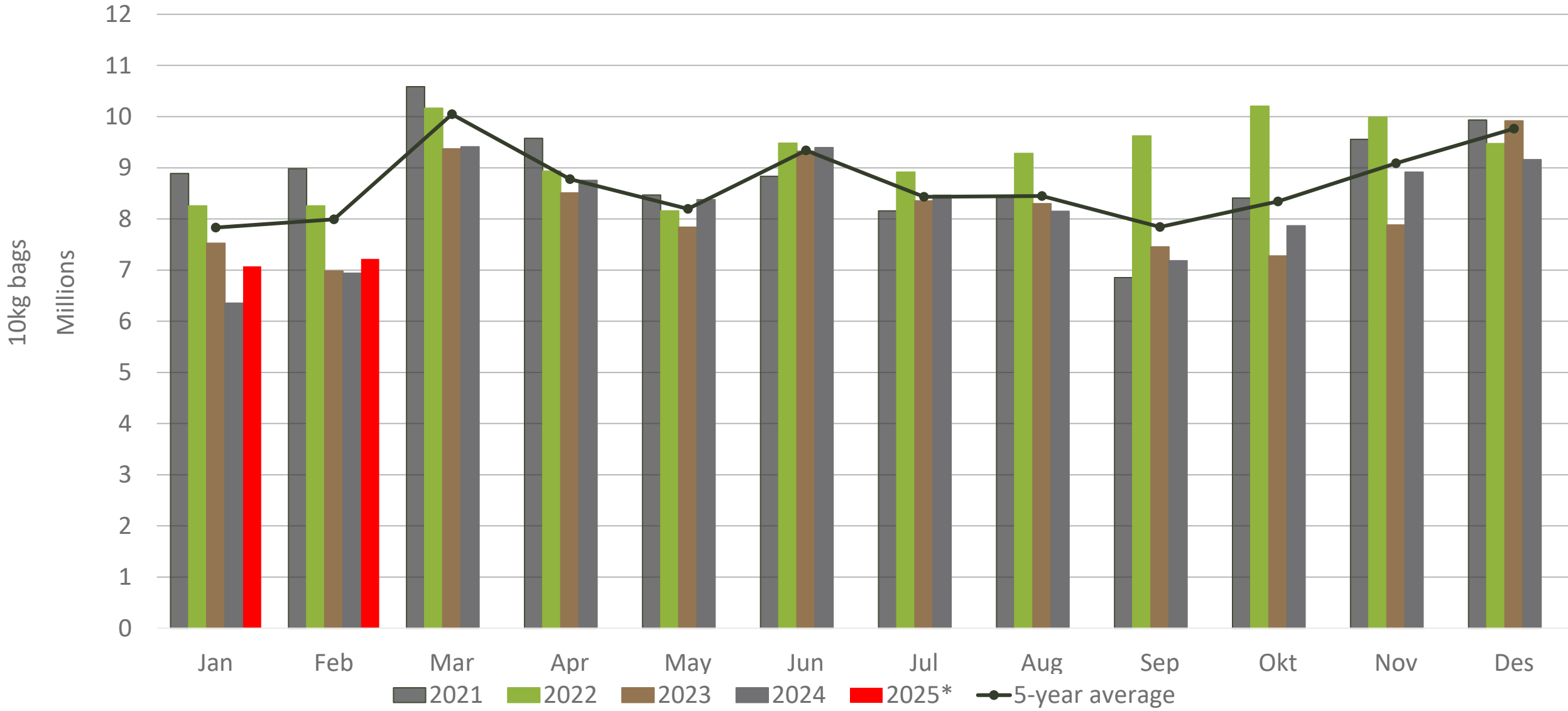
Cumulative total number of 10 kg bags sold on markets:



Sold 2 615 222 bags **less** than the **5-year average** (2020 to 2024) of the first 9 weeks of 2025

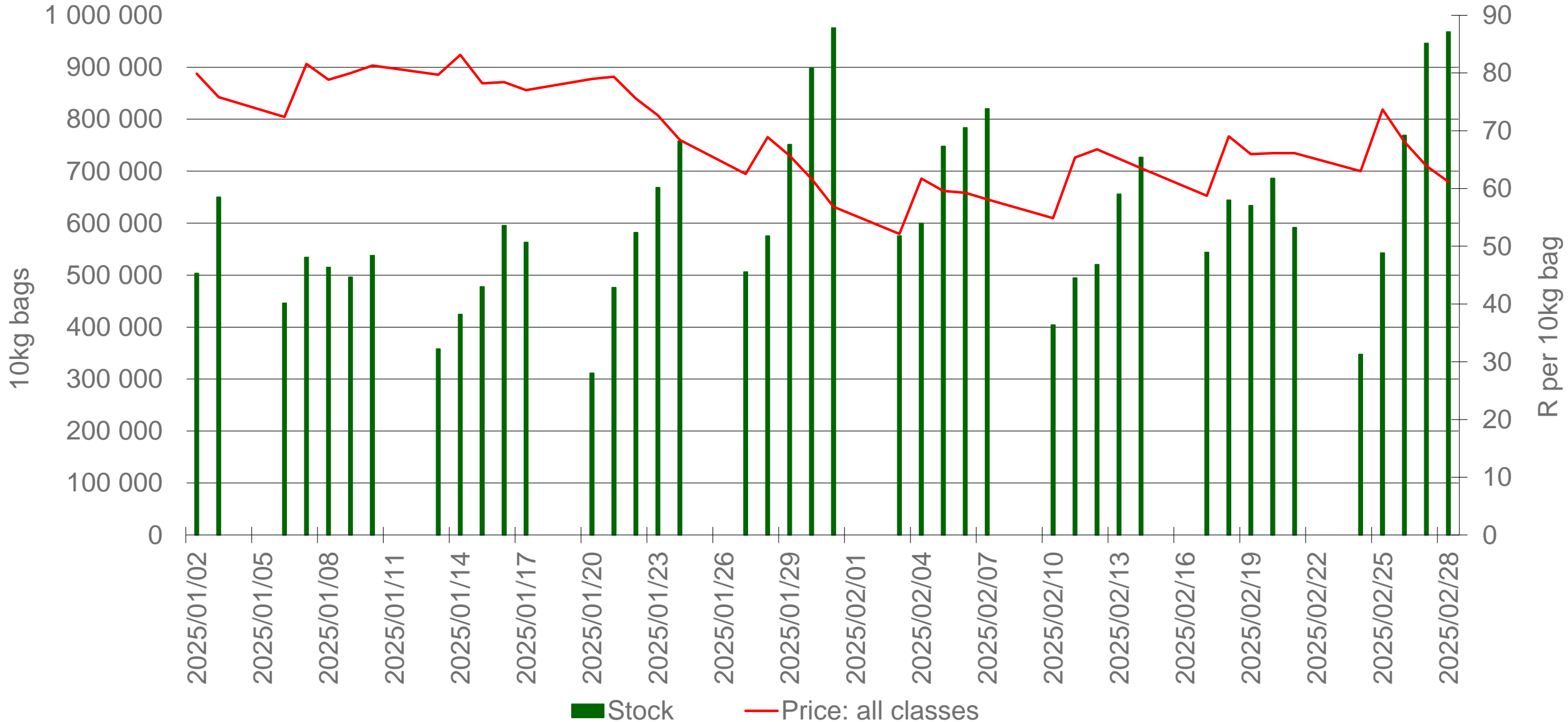
Data disclaimer: Potatoes SA does not take responsibility for the accuracy or interpretation of company data re-purposed by 3rd parties

Monthly sales volumes on markets: Potatoes



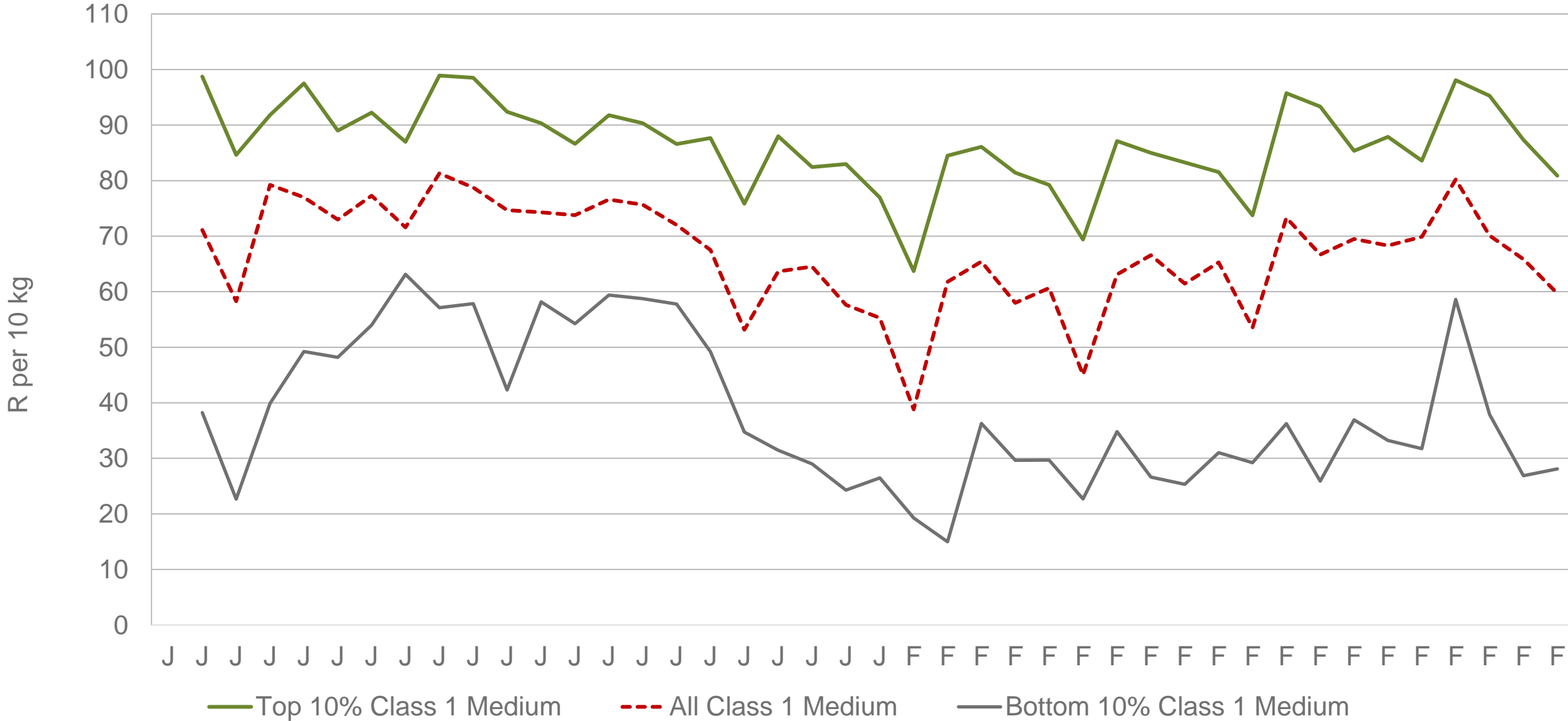
Data disclaimer: Potatoes SA does not take responsibility for the accuracy or interpretation of company data re-purposed by 3rd parties

RSA daily Price versus Daily Available stocks (all classes & all sizes)



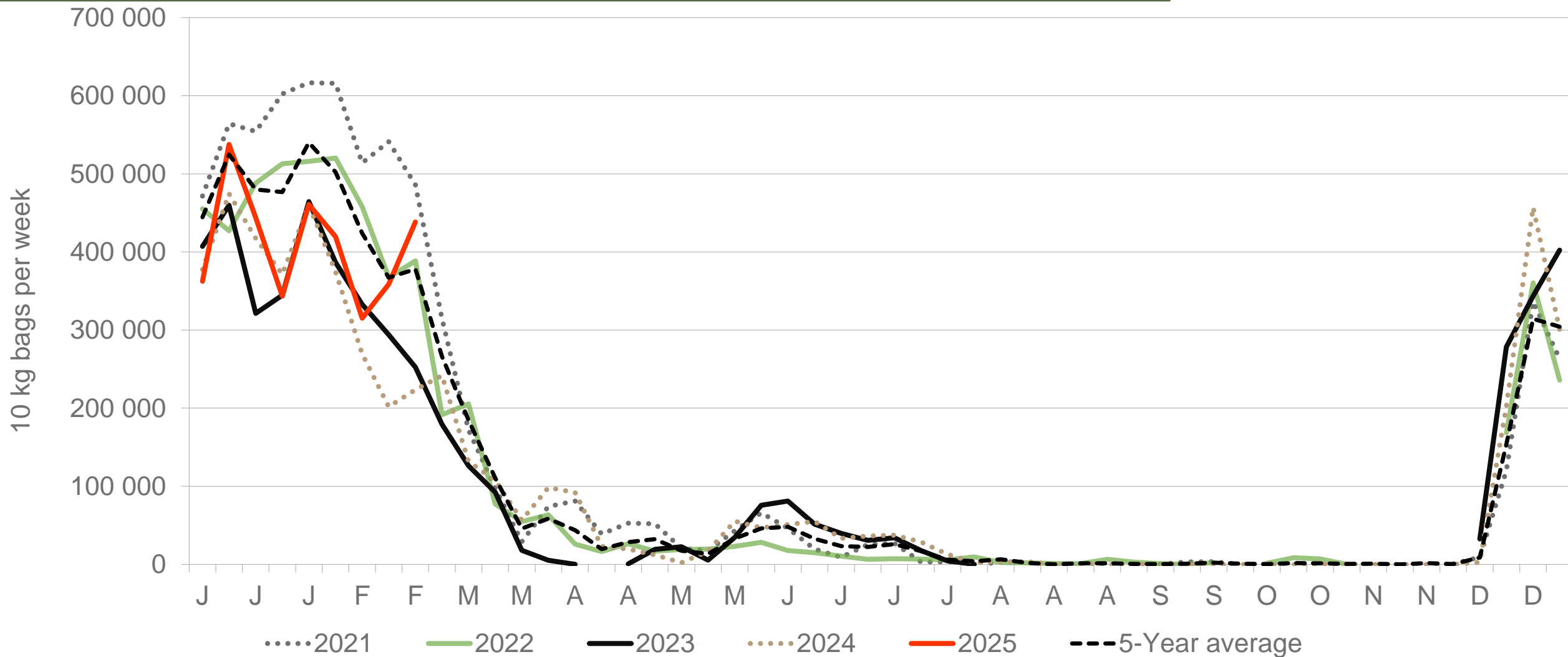
Data disclaimer: Potatoes SA does not take responsibility for the accuracy or interpretation of company data re-purposed by 3rd parties

JHB market daily : Top 10% versus Bottom 10% prices – Class 1 Medium (Since January 2025)



Data disclaimer: Potatoes SA does not take responsibility for the accuracy or interpretation of company data re-purposed by 3rd parties

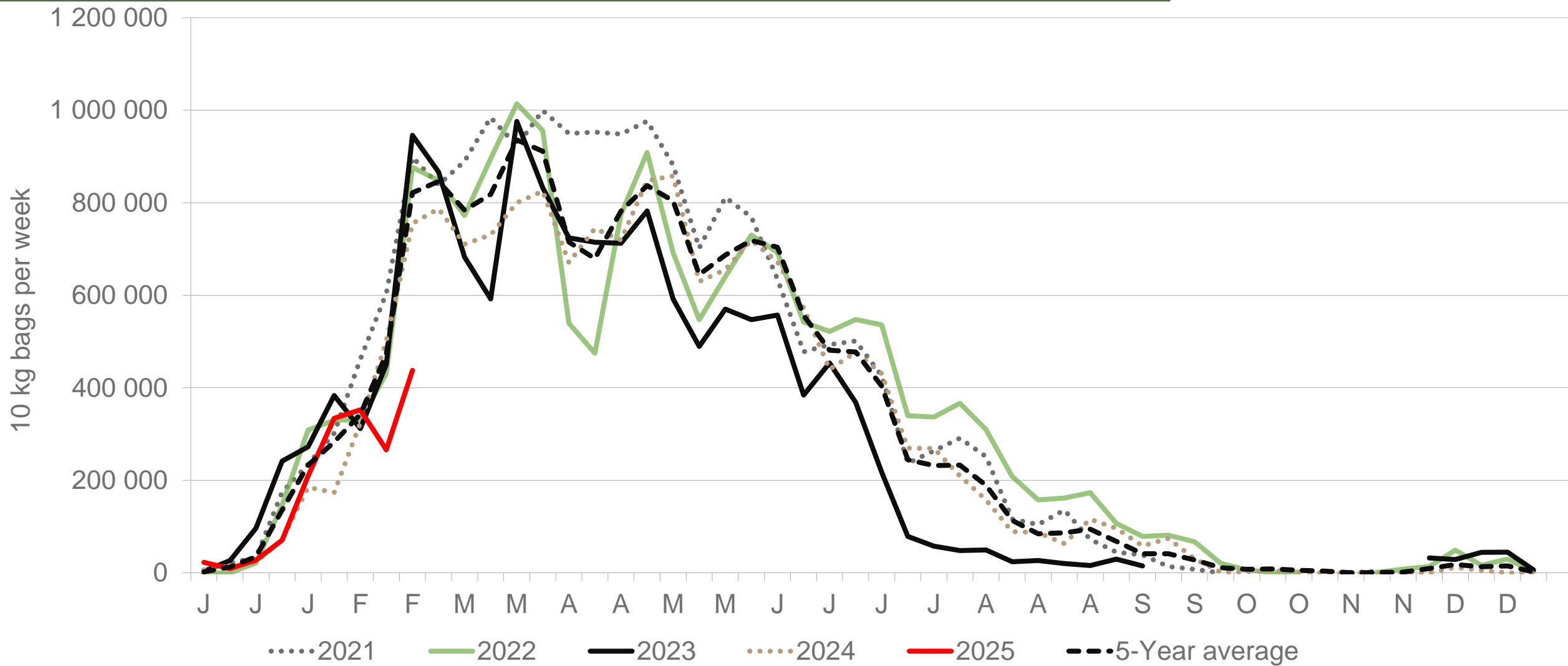
Southwestern Free State: Amount of 10 kg bags per week sold on FPMs (all classes)



Sold 16,06% bags **more** than the first 9 weeks of 2024 and 457 418 bags **less** than the 5-year average (2020 to 2024) of the first 9 weeks of each year.

Data disclaimer: Potatoes SA does not take responsibility for the accuracy or interpretation of company data re-purposed by 3rd parties

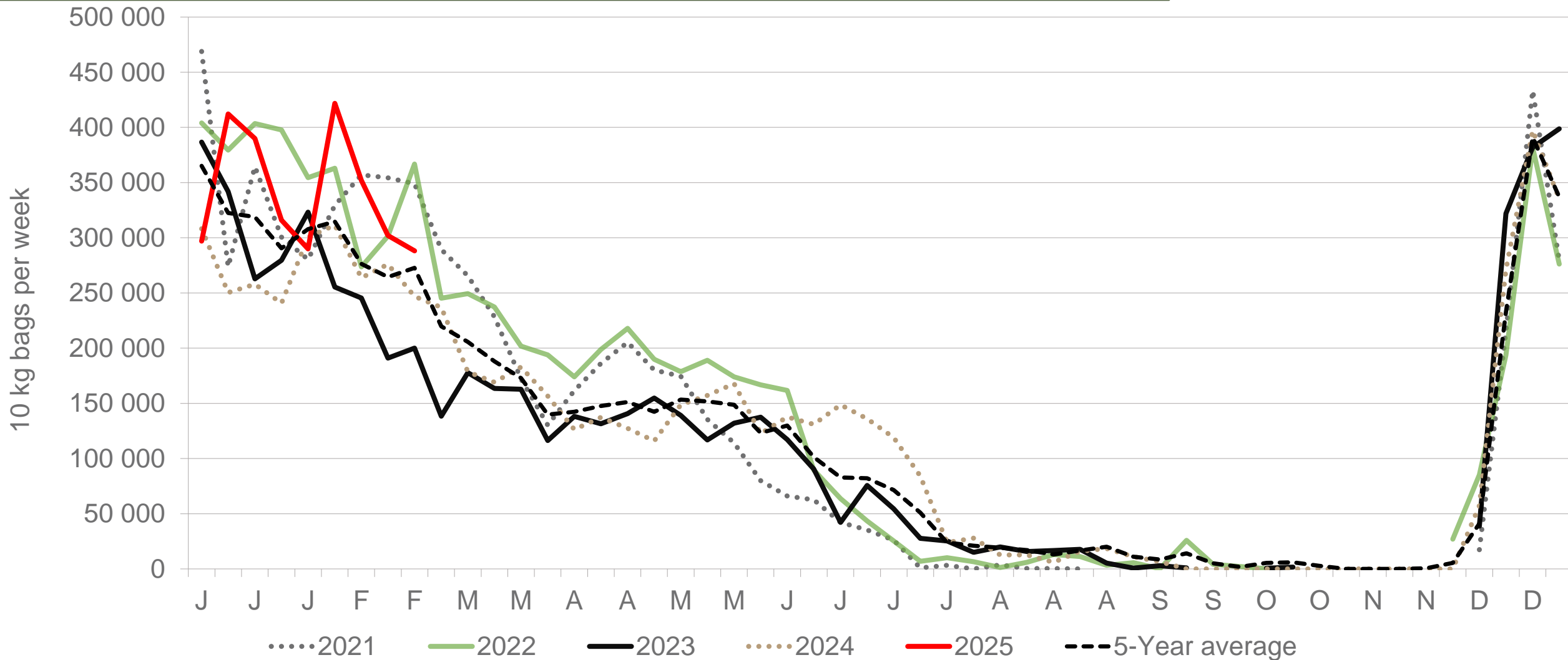
Eastern Free State: Amount of 10 kg bags per week sold on FPMs (all classes)



Sold 16% bags **less** than the first 9 weeks of 2024 and 608 075 bags **less** than the 5-year average (2020 to 2024) of the first 9 weeks of each year.

Data disclaimer: Potatoes SA does not take responsibility for the accuracy or interpretation of company data re-purposed by 3rd parties

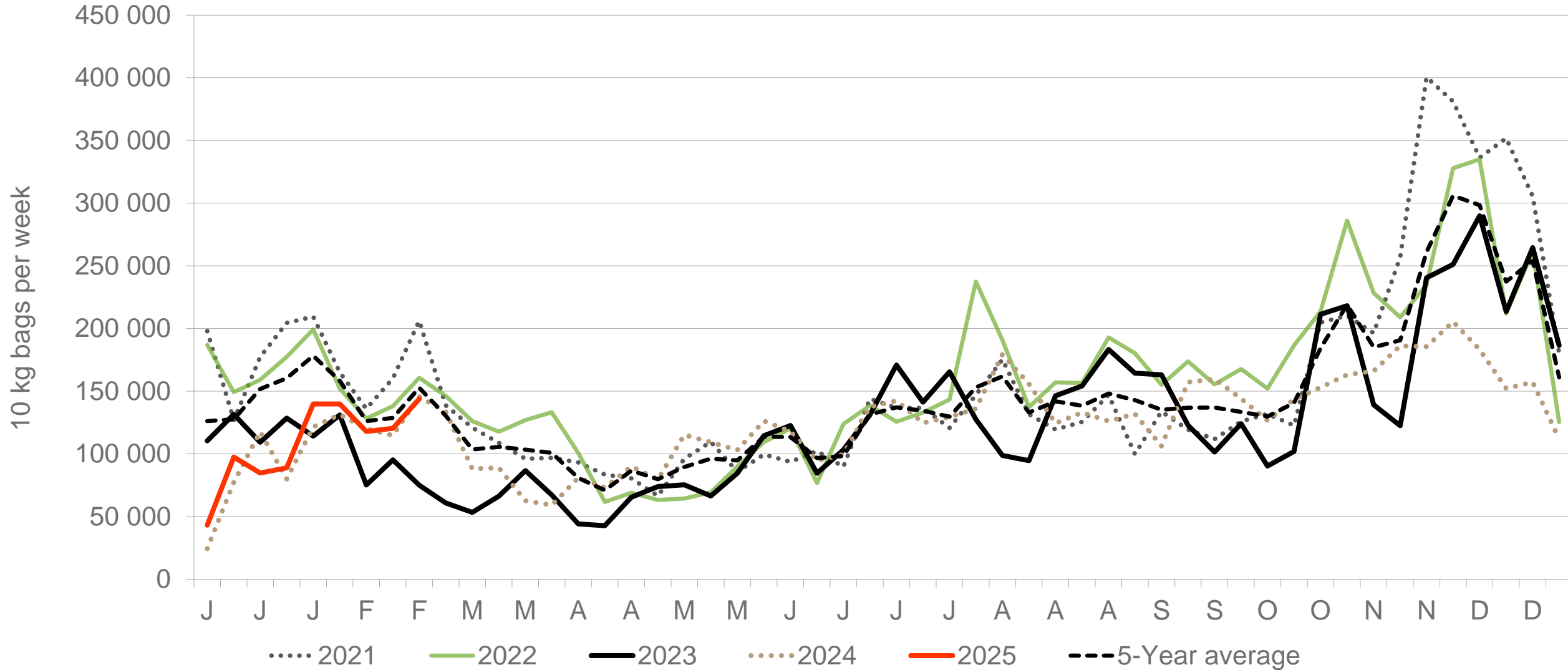
North-West: Amount of 10 kg bags per week sold on FPMs (all classes)



Sold 25% bags **more** than the first 9 weeks of 2024 and 335 963 bags **more** than the 5-year average (2020 to 2024) of the first 9 weeks of each year.

Data disclaimer: Potatoes SA does not take responsibility for the accuracy or interpretation of company data re-purposed by 3rd parties

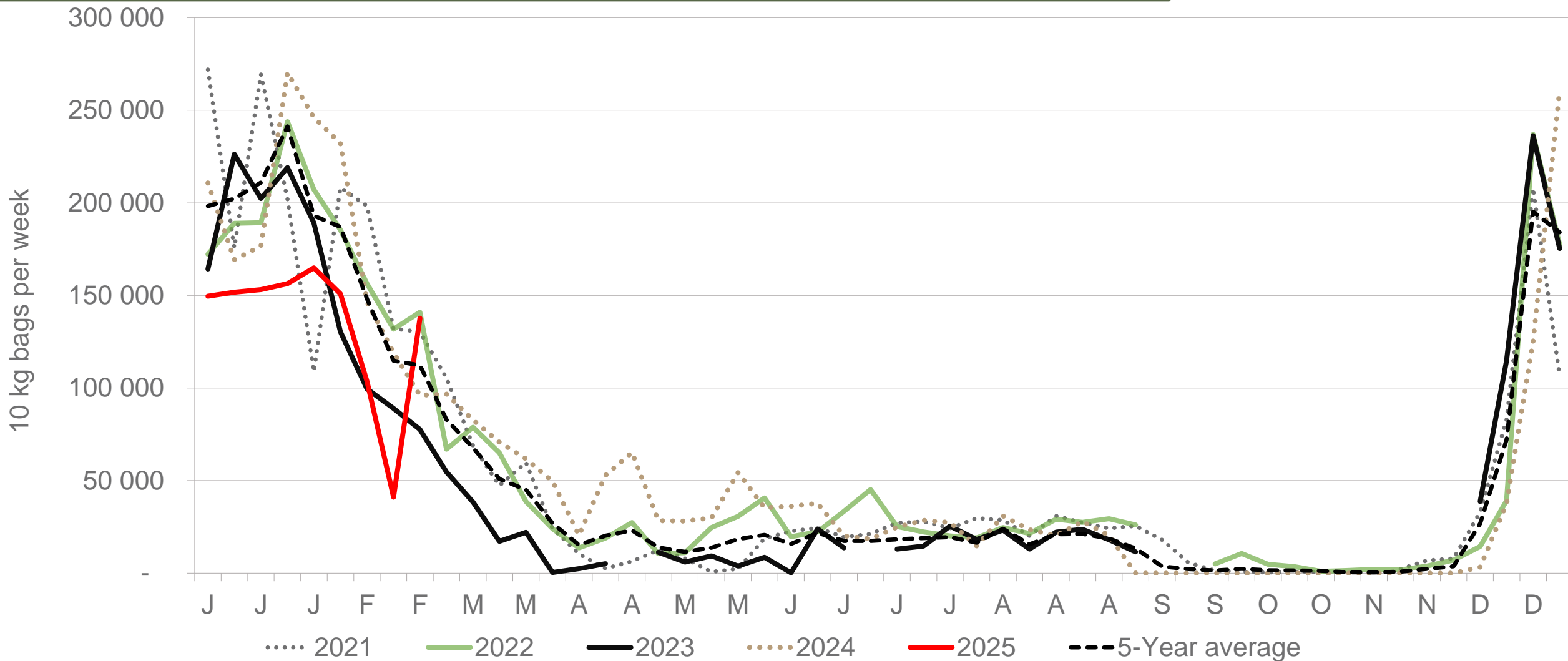
Sandveld: Amount of 10 kg bags per week sold on FPMs (all classes)



Sold 5% bags **more** than the first 9 weeks of 2024 and 333 991 bags **less** than the 5-year average (2020 to 2024) of the first 9 weeks of each year.

Data disclaimer: Potatoes SA does not take responsibility for the accuracy or interpretation of company data re-purposed by 3rd parties

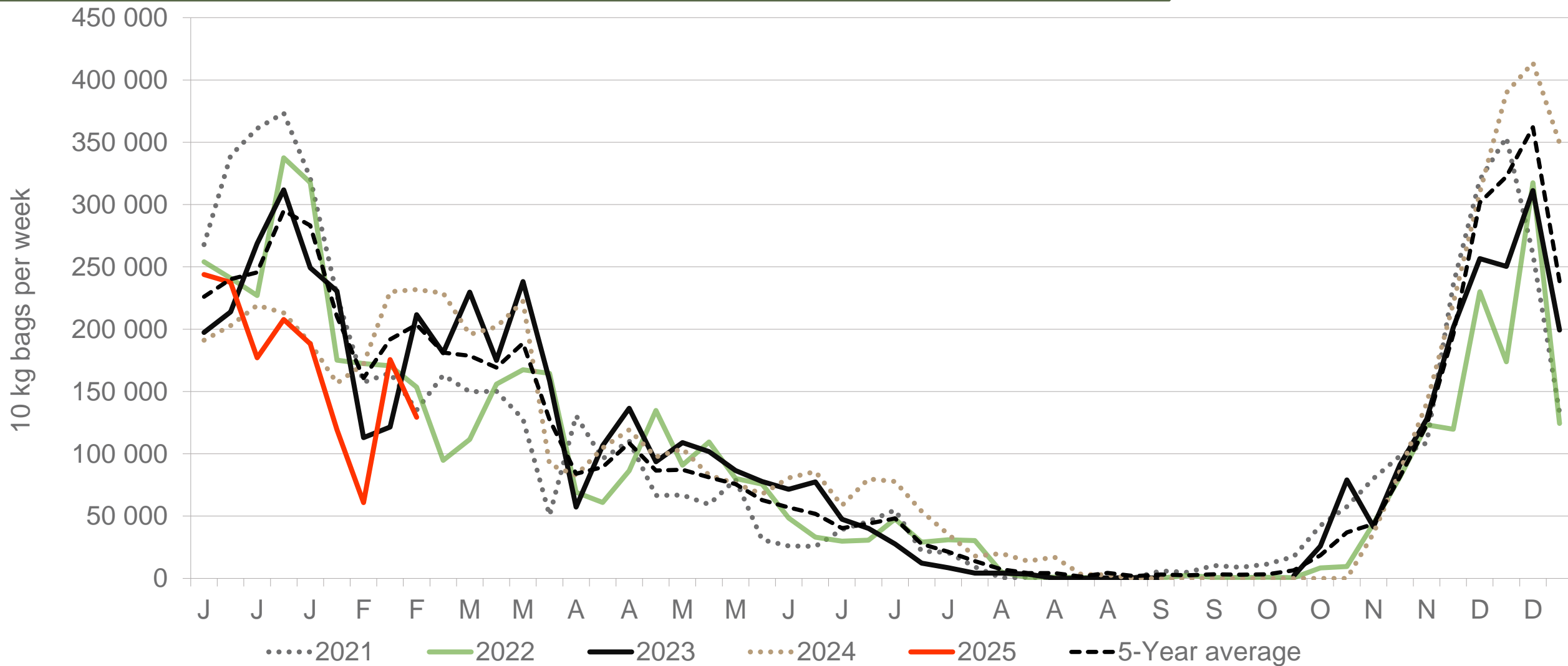
Gauteng: Amount of 10 kg bags per week sold on FPMs (all classes)



Sold 27% bags **less** than the first 9 weeks of 2024 and 398 871 bags **less** than the 5-year average (2020 to 2024) of the first 9 weeks of each year.

Data disclaimer: Potatoes SA does not take responsibility for the accuracy or interpretation of company data re-purposed by 3rd parties

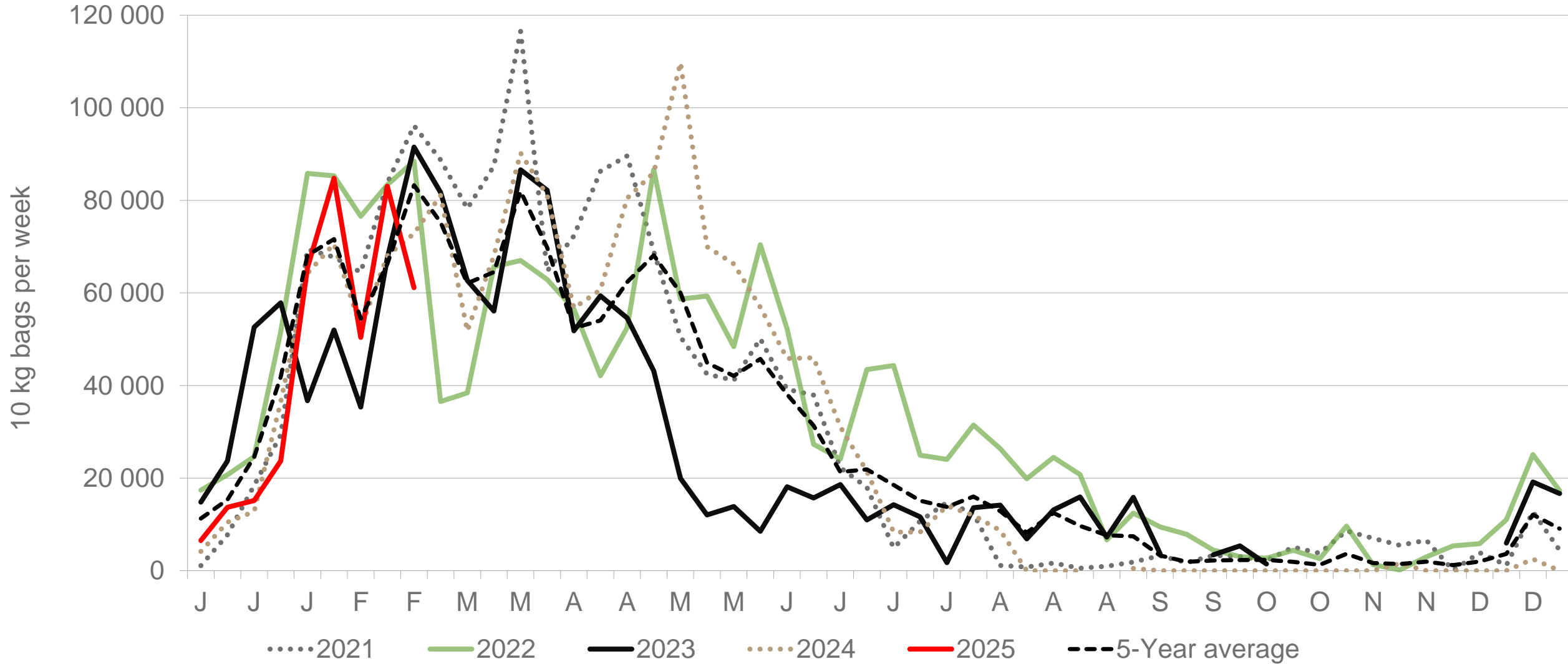
KwaZulu-Natal: Amount of 10 kg bags per week sold on FPMs (all classes)



Sold 14,73% bags **less** than the first 9 weeks of 2024 and 516 713 bags **less** than the 5-year average (2020 to 2024) of the first 9 weeks of each year.

Data disclaimer: Potatoes SA does not take responsibility for the accuracy or interpretation of company data re-purposed by 3rd parties

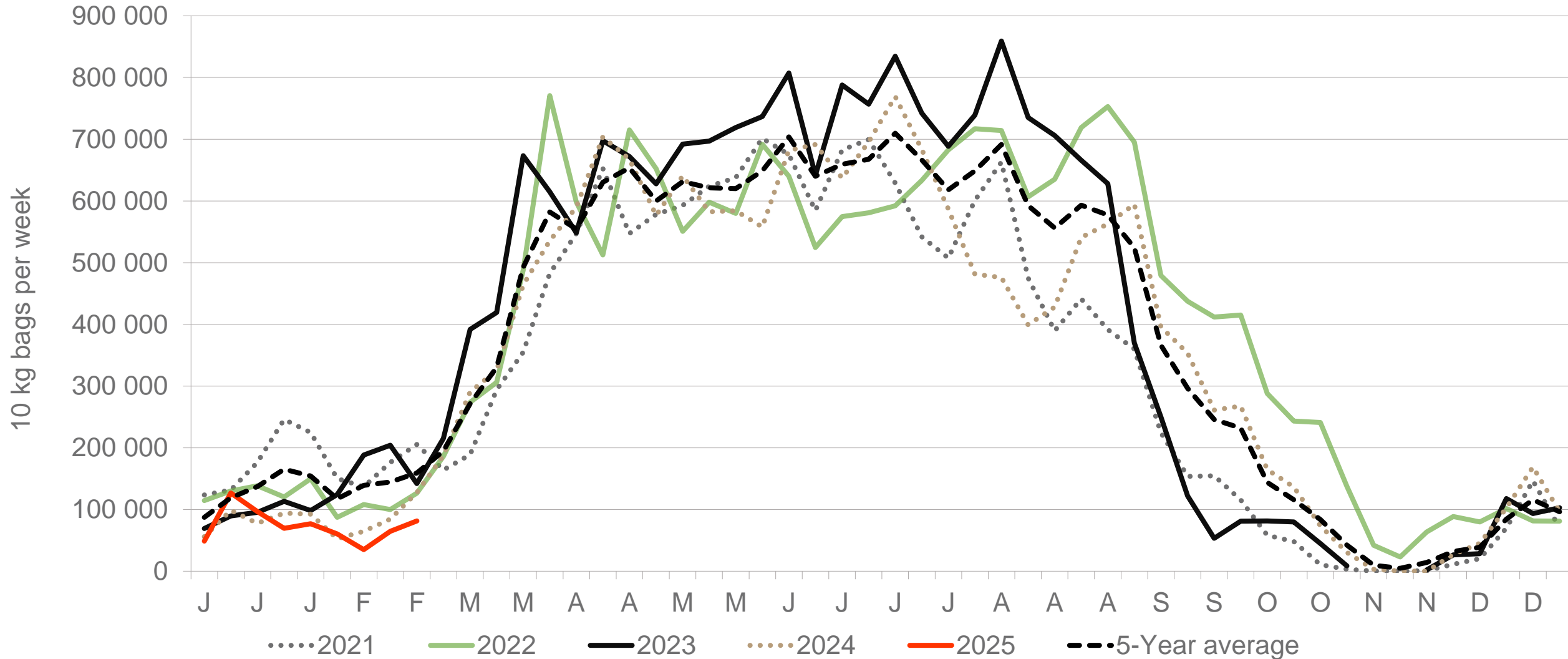
North Eastern Cape: Amount of 10 kg bags per week sold on FPMs (all classes)



Sold 3% bags **more** than the first 9 weeks of 2024 and 34 814 bags **less** than the 5-year average (2020 to 2024) of the first 9 weeks of each year.

Data disclaimer: Potatoes SA does not take responsibility for the accuracy or interpretation of company data re-purposed by 3rd parties

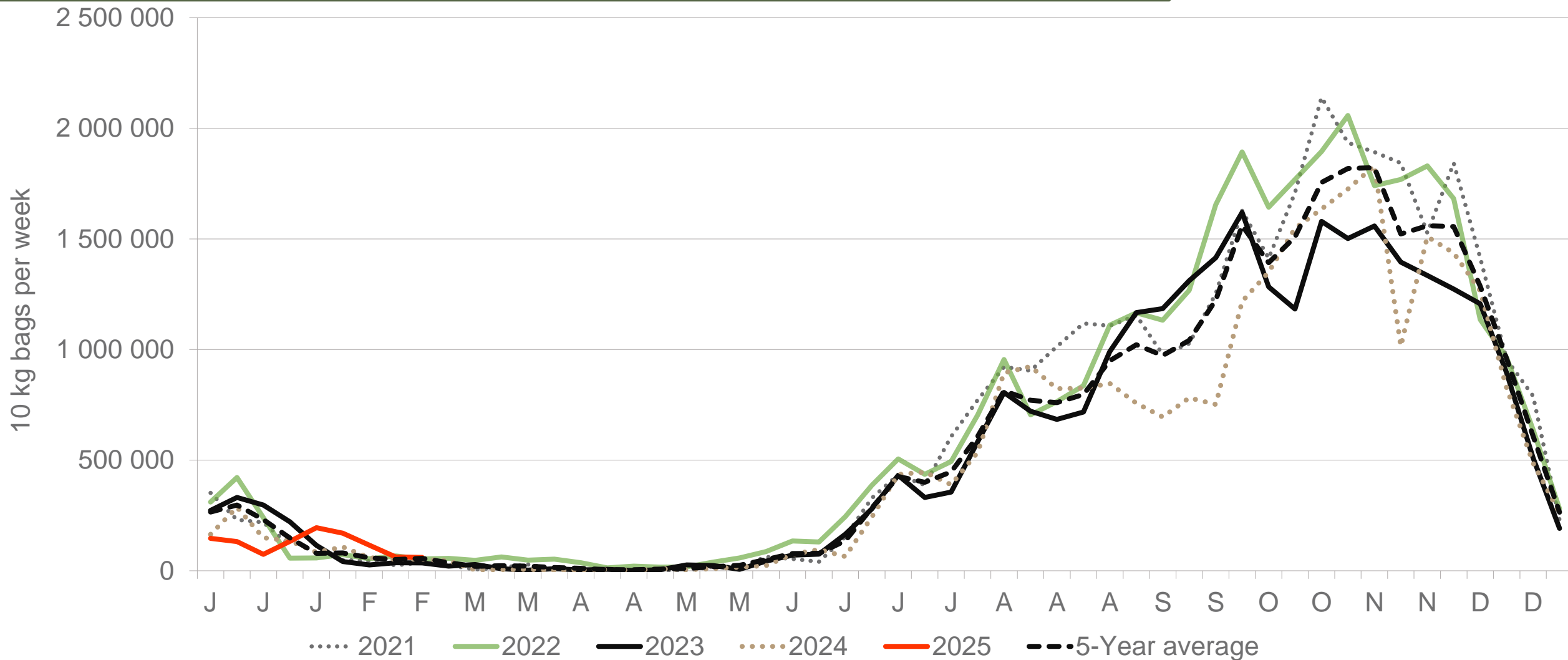
Western Free State : Amount of 10 kg bags per week sold on FPMs (all classes)



Sold 12% bags **less** than the first 9 weeks of 2024 and 563 188 bags **less** than the 5-year average (2020 to 2024) of the first 9 weeks of each year.

Data disclaimer: Potatoes SA does not take responsibility for the accuracy or interpretation of company data re-purposed by 3rd parties

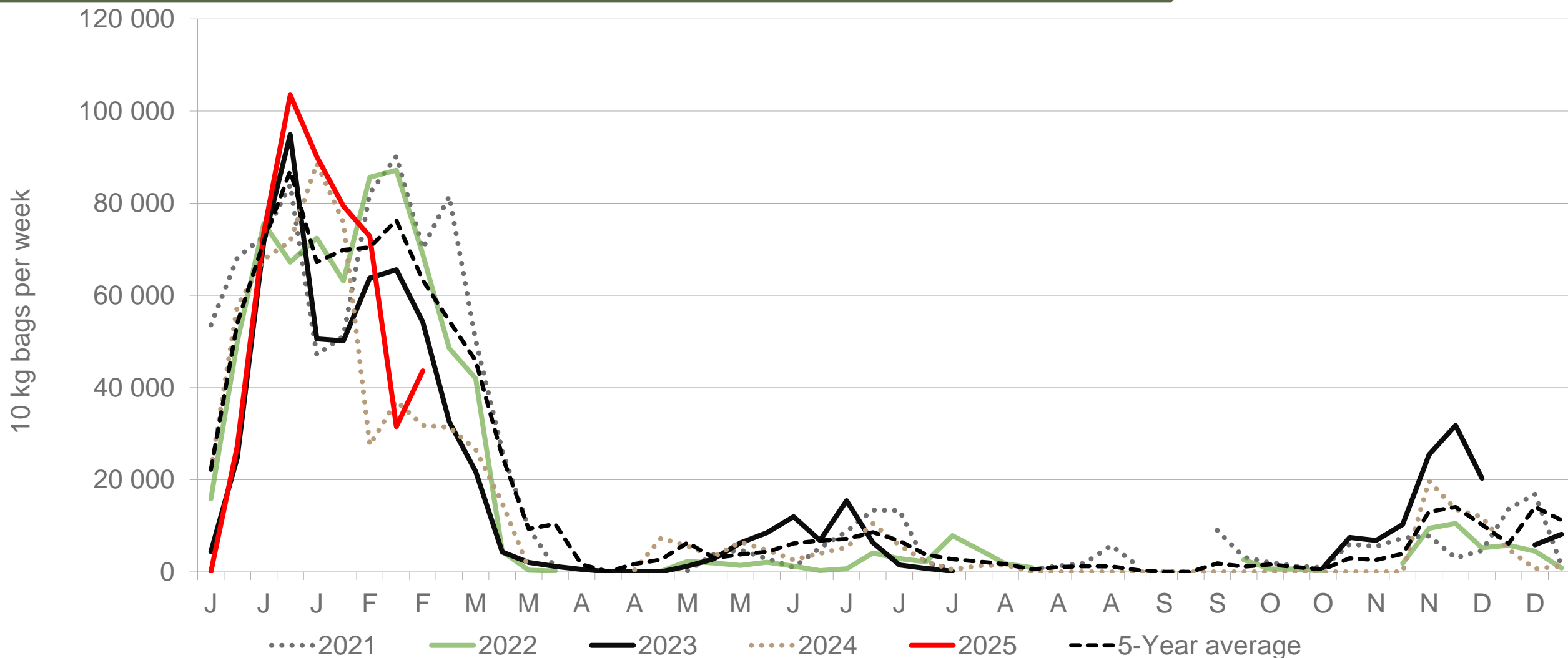
Limpopo: Amount of 10 kg bags per week sold on FPMs (all classes)



Sold 0% bags **more** than the first 9 weeks of 2024 and 178 138 bags **less** than the 5-year average (2020 to 2024) of the first 9 weeks of each year.

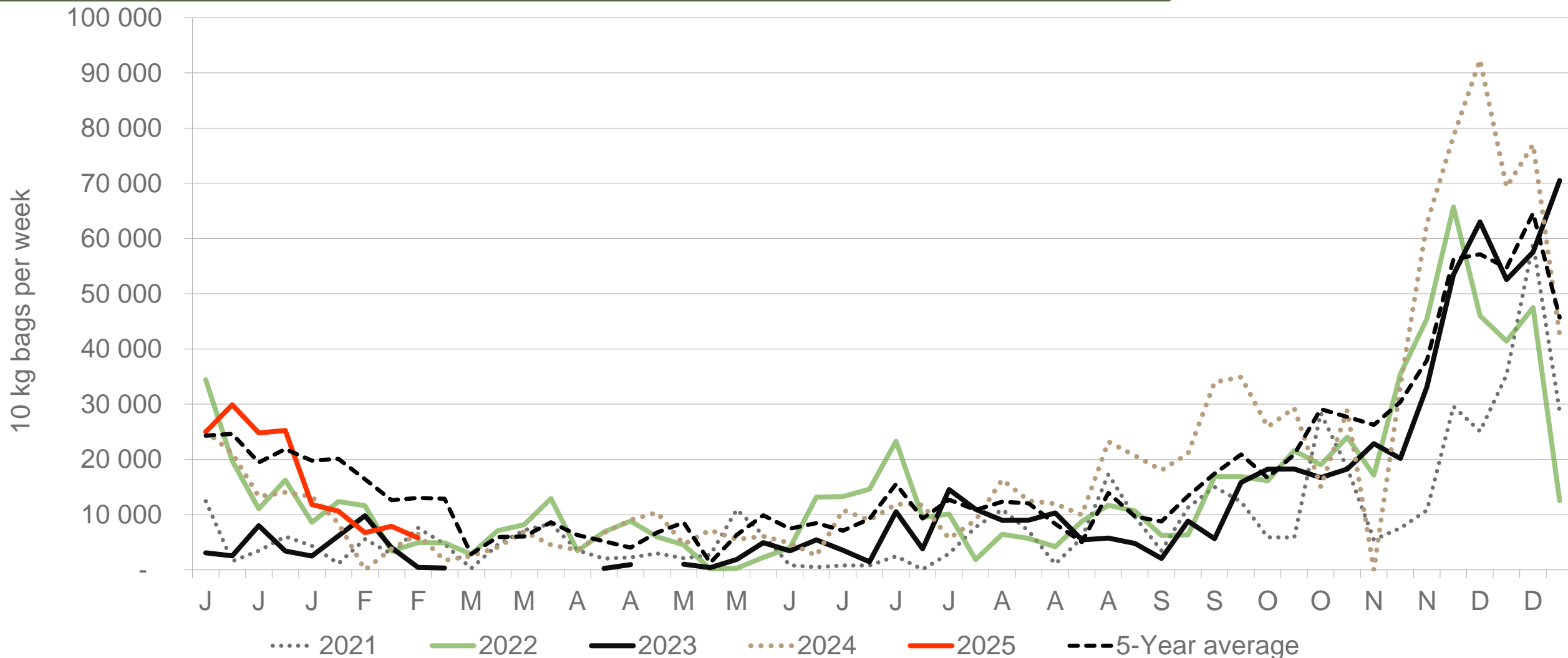
Data disclaimer: Potatoes SA does not take responsibility for the accuracy or interpretation of company data re-purposed by 3rd parties

Mpumalanga: Amount of 10 kg bags per week sold on FPMs (all classes)



Sold 9% bags **more** than the first 9 weeks of 2024 and 60 086 bags **more** than the 5-year average (2020 to 2024) of the 9 weeks of each year.

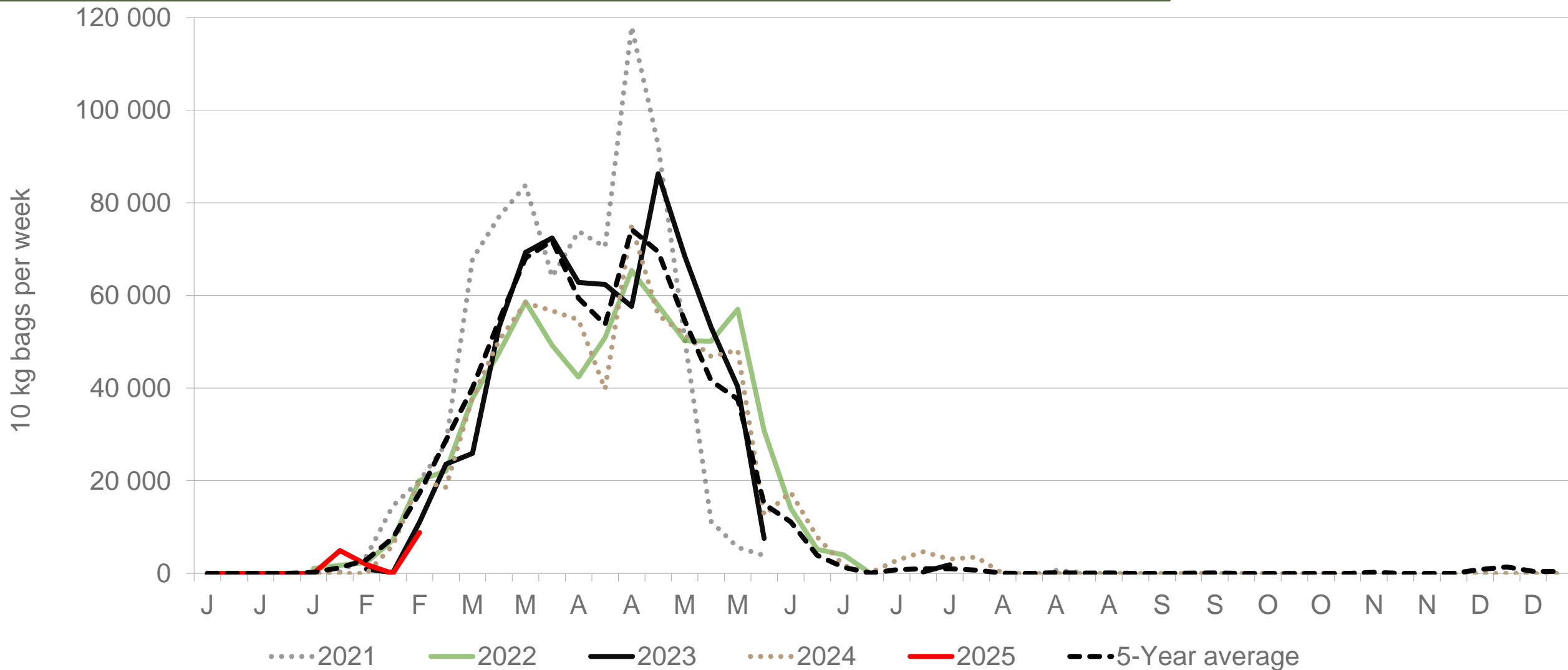
Eastern Cape: Amount of 10 kg bags per week sold on FPMs (all classes)



Sold 40% bags **more** than the first 9 weeks of 2024 and 19 039 bags **more** than the 5-year average (2020 to 2024) of the 9 weeks of each year.

Data disclaimer: Potatoes SA does not take responsibility for the accuracy or interpretation of company data re-purposed by 3rd parties

Ceres: Amount of 10 kg bags per week sold on FPMs (all classes)



Sold 40% bags **less** than the first 9 weeks of 2024 and 13 741 bags **less** than the 5-year average (2020 to 2024) of the first 9 weeks of each year.

Data disclaimer: Potatoes SA does not take responsibility for the accuracy or interpretation of company data re-purposed by 3rd parties

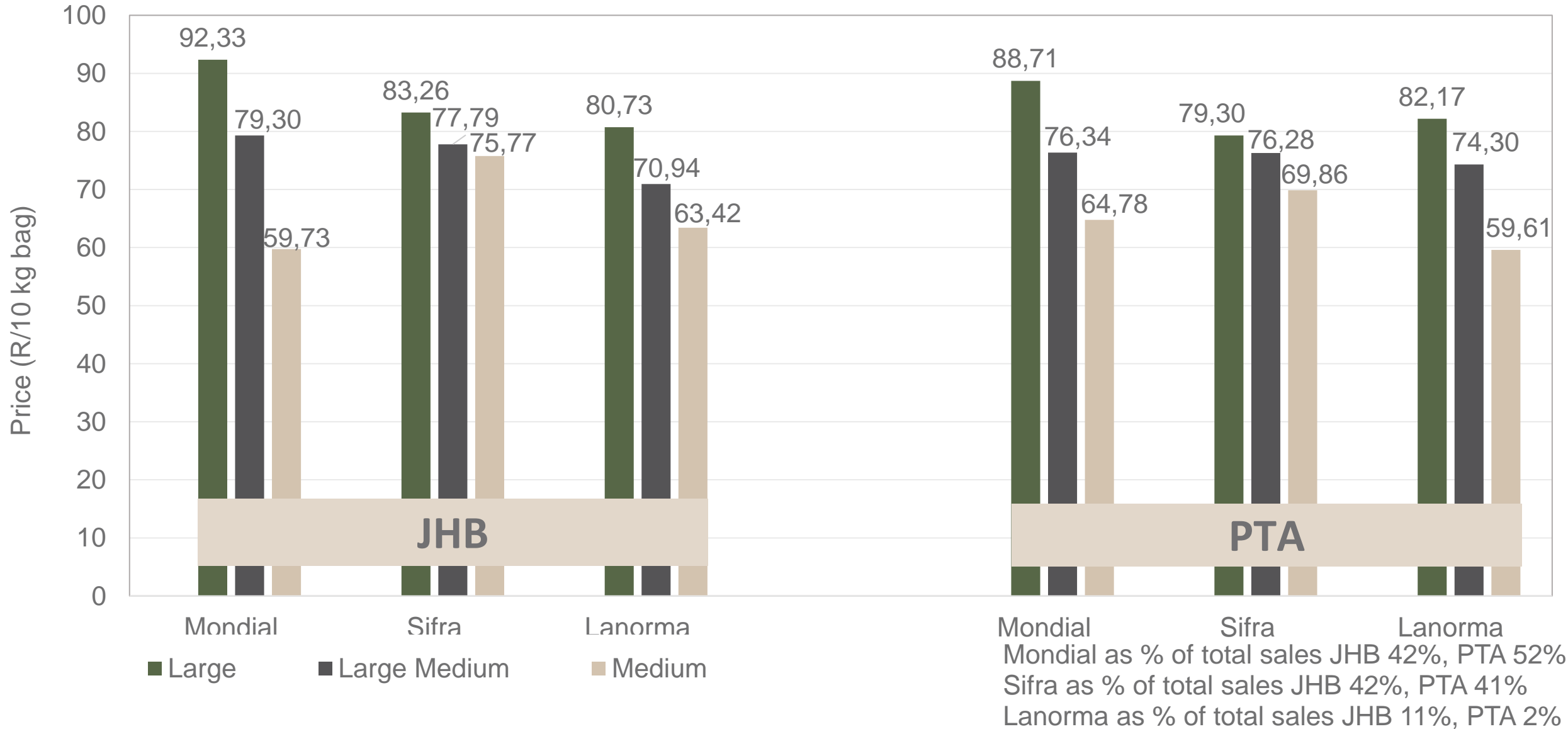
Average weekly prices and volumes for 10 kg bags of potatoes sold on selected markets from selected production regions



Klas & Grootte	South Western Freestate				Eastern Free State				North West				Sandveld		Gauteng				KwaZulu-Natal				All Regions	
	JOH		PRE		JOH		PRE		JOH		PRE		CAP		JOH		PRE		DUR		PIE		All Markets	
	Volume 10kg	Prices R/10kg	Volume 10kg	Prices R/10kg	Volume 10kg	Prices R/10kg	Volume 10kg	Prices R/10kg	Volume 10kg	Prices R/10kg	Volume 10kg	Prices R/10kg	Volume 10kg	Prices R/10kg	Volume 10kg	Prices R/10kg	Volume 10kg	Prices R/10kg	Volume 10kg	Prices R/10kg	Volume 10kg	Prices R/10kg	Volume 10kg	Prices R/10kg
1L	19 732	84,50	8 757	81,45	56 465	90,06	25 721	90,45	17 087	84,28	6 446	85,48	8 438	86,00	23 903	78,21	4 690	73,88	9 073	83,41	3 264	73,87	294 015	85,08
1L/M	50 527	77,95	24 545	78,75	69 314	74,98	20 392	80,61	29 584	81,25	13 631	80,59	24 998	73,34	35 263	67,28	7 295	64,80	12 340	78,79	5 513	74,88	460 545	75,27
1M	33 019	76,03	15 350	75,23	39 355	63,31	18 602	66,39	31 352	76,89	15 808	74,80	32 933	70,91	23 514	60,94	6 523	54,79	9 685	75,41	2 699	67,76	390 098	68,49
1S	5 191	41,36	2 142	40,94	13 134	34,95	4 293	36,09	14 964	44,31	5 654	37,98	10 720	52,47	7 081	36,98	2 592	26,85	2 938	36,64	512	43,80	110 950	41,23
1S/M	14 559	54,20	6 312	55,54	14 255	44,44	3 462	50,34	21 244	58,05	4 953	56,00	1 593	49,33	4 436	38,03	2 088	44,09	-	-	19	40,00	127 285	53,63
1XL	-	-	-	-	343	91,98	-	-	-	-	-	-	-	-	-	-	-	-	-	-	-	-	1 773	86,10
1XS	4 655	38,08	-	-	1 872	23,67	-	-	6 274	44,85	-	-	-	-	1 150	24,62	-	-	-	-	-	-	19 187	35,59
1XXS	-	-	-	-	-	-	-	-	-	-	-	-	-	-	-	-	-	-	-	-	-	-	-	-
2L	1 020	84,98	6 005	77,45	12 790	69,92	6 503	87,05	2 499	65,91	681	79,64	6 067	76,61	2 401	64,76	-	-	1 857	80,29	198	75,25	83 736	72,01
2L/M	1 290	76,36	2 689	72,33	8 841	60,49	6 761	73,24	6 337	54,88	368	76,14	16 219	65,35	2 619	51,19	-	-	2 576	72,18	125	70,00	100 804	63,16
2M	393	59,67	2 314	63,22	8 017	48,45	3 326	61,90	6 522	46,72	1 172	71,02	14 832	50,05	2 096	38,85	-	-	4 541	58,04	201	60,00	92 086	52,19
2S	131	48,05	50	30,80	2 597	30,85	790	42,09	225	30,20	196	40,32	9 183	33,49	1 011	25,19	402	19,54	1 511	23,32	72	40,00	25 727	31,61
2S/M	-	-	836	51,08	1 813	37,35	163	24,57	1 305	33,33	413	50,92	175	47,07	-	-	-	-	-	-	-	-	20 087	40,66
2XL	-	-	-	-	-	-	-	-	-	-	-	-	-	-	-	-	-	-	-	-	-	-	-	-
2XS	87	30,00	-	-	-	-	-	-	-	-	-	-	-	-	52	10,00	-	-	-	-	-	-	3 171	15,50
2XXS	-	-	-	-	-	-	-	-	-	-	-	-	-	-	-	-	-	-	-	-	-	-	-	-
3L	4 828	51,90	2 120	51,26	9 136	54,10	5 618	64,81	407	61,46	722	55,53	1 595	43,63	891	43,41	-	-	320	65,17	822	49,58	42 108	52,41
3L/M	-	-	197	30,00	4 151	46,75	4 945	54,05	2 597	63,10	1 824	57,01	319	41,65	-	-	-	-	530	49,40	90	41,78	29 329	52,08
3M	8 786	36,68	4 720	33,28	8 498	38,76	4 659	49,80	7 735	54,13	2 056	44,01	4 433	33,45	2 190	27,22	-	-	1 751	44,41	817	32,01	73 949	41,20
3S/M	-	-	-	-	-	-	920	25,76	110	25,00	330	20,00	-	-	-	-	-	-	-	-	90	19,44	6 742	26,52
3XS	-	-	-	-	-	-	-	-	-	-	-	-	-	-	-	-	-	-	-	-	-	-	125	24,40
3XXS	-	-	-	-	-	-	-	-	-	-	-	-	-	-	-	-	-	-	-	-	-	-	-	-
4L	-	-	-	-	-	-	3 520	52,33	-	-	-	-	-	-	-	-	-	-	-	-	-	-	6 164	44,23
4L/M	-	-	-	-	-	-	1 320	47,99	-	-	-	-	-	-	-	-	-	-	852	42,67	-	-	2 389	45,52
4M	-	-	-	-	-	-	492	30,26	-	-	-	-	1 008	18,90	-	-	-	-	475	35,73	40	40,00	6 918	34,37
4S	-	-	-	-	-	-	600	31,17	-	-	-	-	934	8,19	-	-	-	-	-	-	90	25,00	1 624	17,61
4S/M	-	-	-	-	-	-	220	20,78	-	-	-	-	-	-	-	-	-	-	-	-	-	-	220	20,78
Total	144 218	69,95	77 629	69,67	251 131	67,44	112 907	71,09	148 242	66,85	57 684	66,63	143 785	60,29	106 827	62,09	23 590	57,06	49 064	69,13	14 858	65,98	1 928 170	65,28

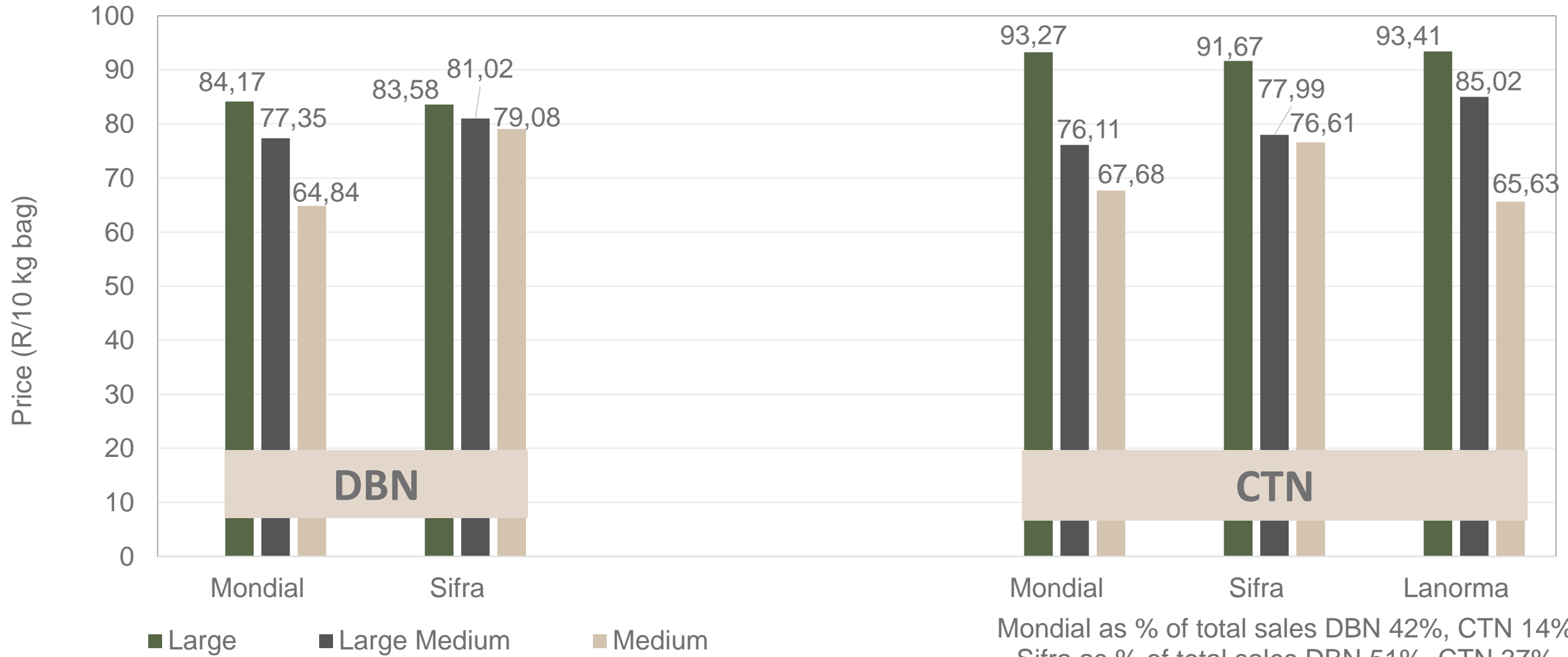
Data disclaimer: Potatoes SA does not take responsibility for the accuracy or interpretation of company data re-purposed by 3rd parties

PTA & JHB markets: Average Prices - Different Sizes (only 10 kg bags)



Data disclaimer: Potatoes SA does not take responsibility for the accuracy or interpretation of company data re-purposed by 3rd parties

DBN & CTN markets: Average Prices - Different Sizes (only 10 kg bags)



Mondial as % of total sales DBN 42%, CTN 14%
 Sifra as % of total sales DBN 51%, CTN 37%
 Lanorma as % of total sales DBN 0%, CTN 20%

Hectares planted to date for season 2024 versus 2025

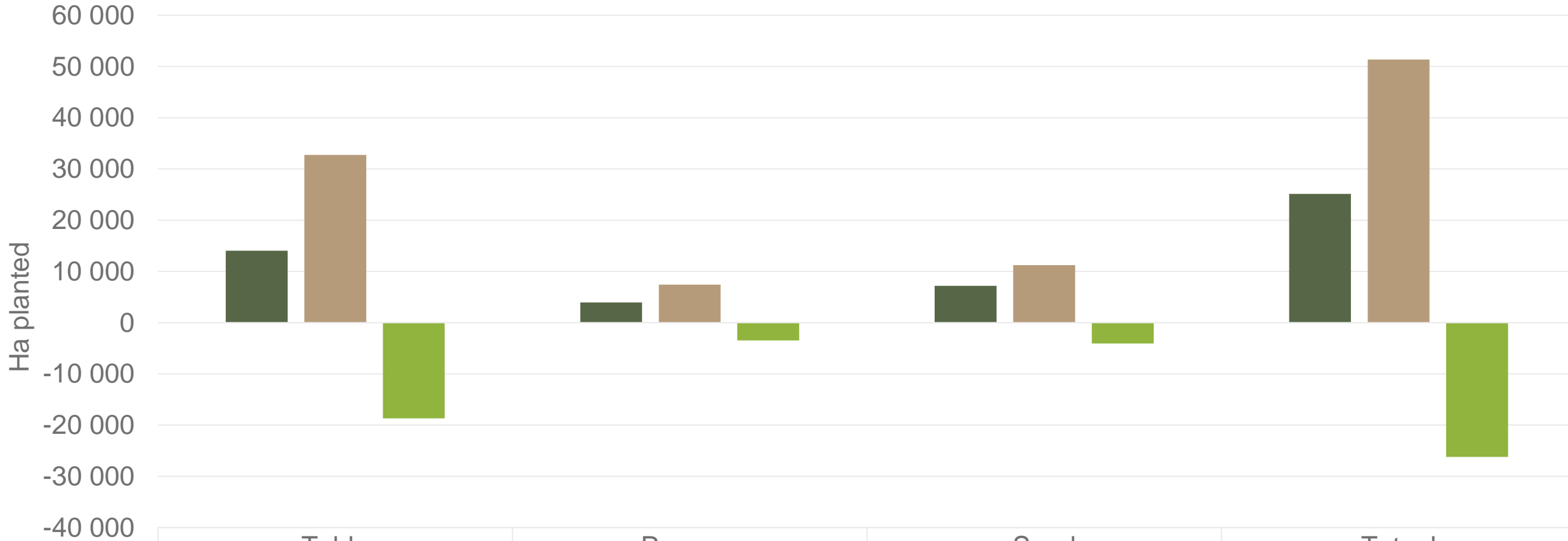


	Table	Process	Seed	Totaal
2025	14 036	3 936	7 169	25 141
2024	32 732	7 419	11 217	51 368
Changes	-18 696	-3 483	-4 048	-26 227

Regions finished: Gauteng early, North West main, North Eastern Cape main, Eastern Free State main, Western Free State main, Ceres main, Northern cape early and main, Mpumalanga main

Data disclaimer: Potatoes SA does not take responsibility for the accuracy or interpretation of company data re-purposed by 3rd parties

Thank you for your time

Feel free to contact us



Dikgetho@potatoes.co.za

Billy@potatoes.co.za

Jodie@potatoes.co.za



+27 (0)12 349 1906



6 De Havilland Crescent
Persequor Techno Park
Persequor Park
Pretoria



www.potatoes.co.za



Potatoes
Aartappels SA