



## Weekly Market Information

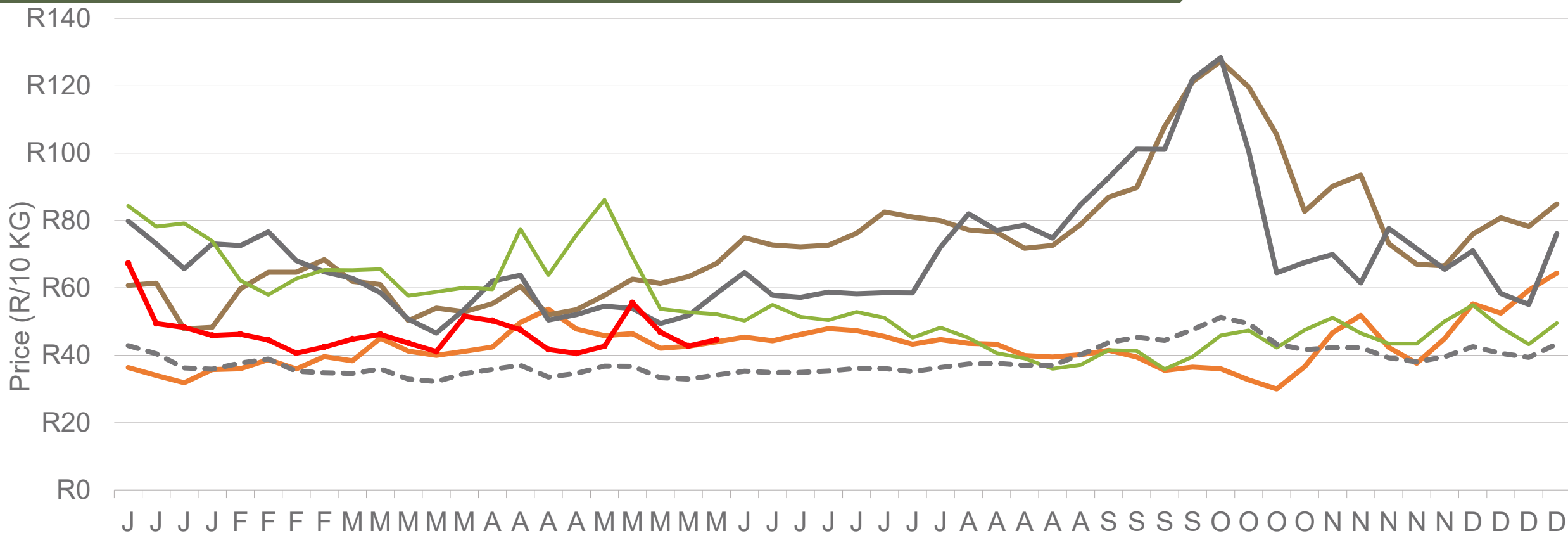
29 May 2026



Potatoes  
Aartappels SA

[www.potatoes.co.za](http://www.potatoes.co.za)

# Average weekly price – all markets & all classes




— 2022 — 2023 — 2024 — 2025 — 2026\* - - - 20-Year average



Number of bags sold

**10%**

(Week on Week)



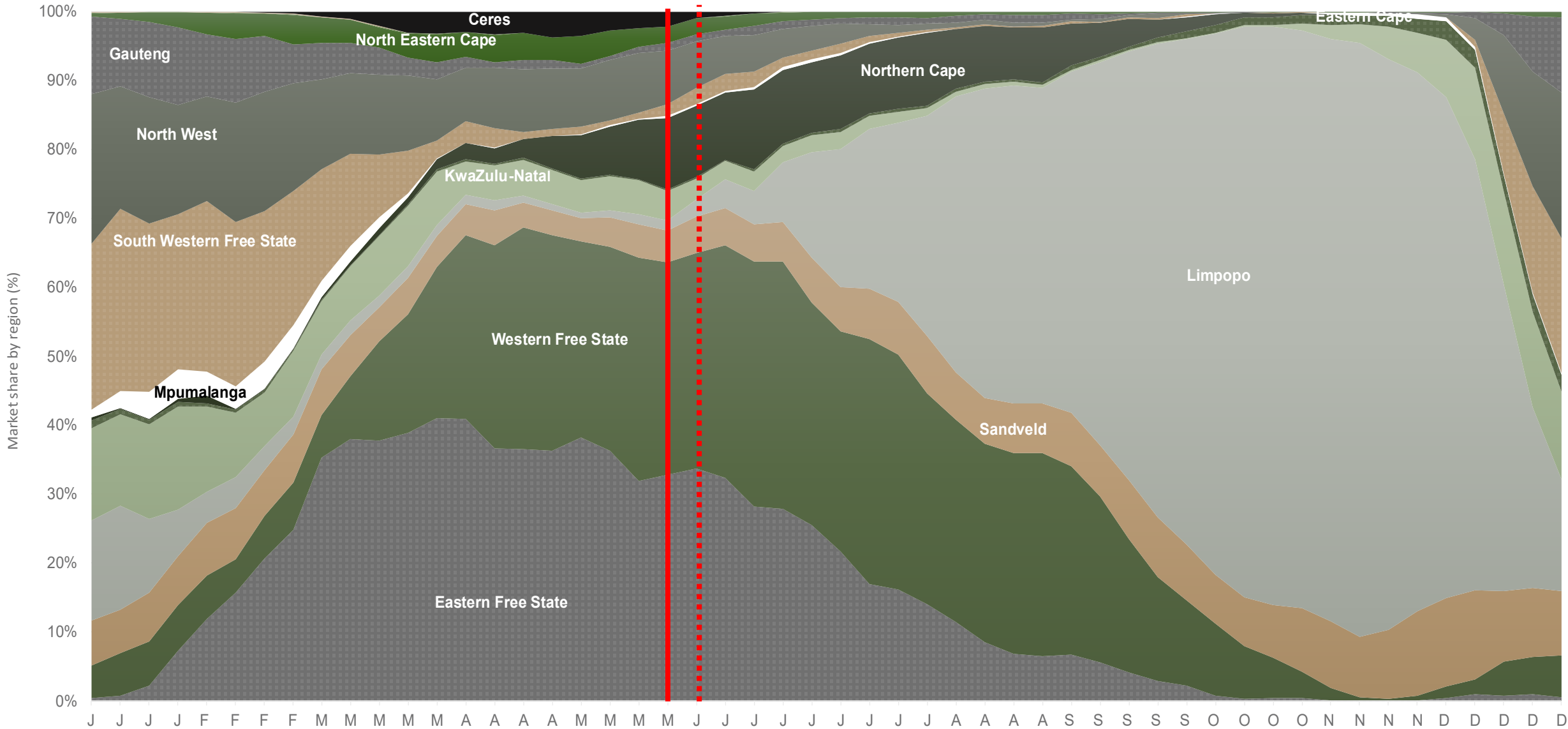
Average weekly price

**4%**

(Week on week)

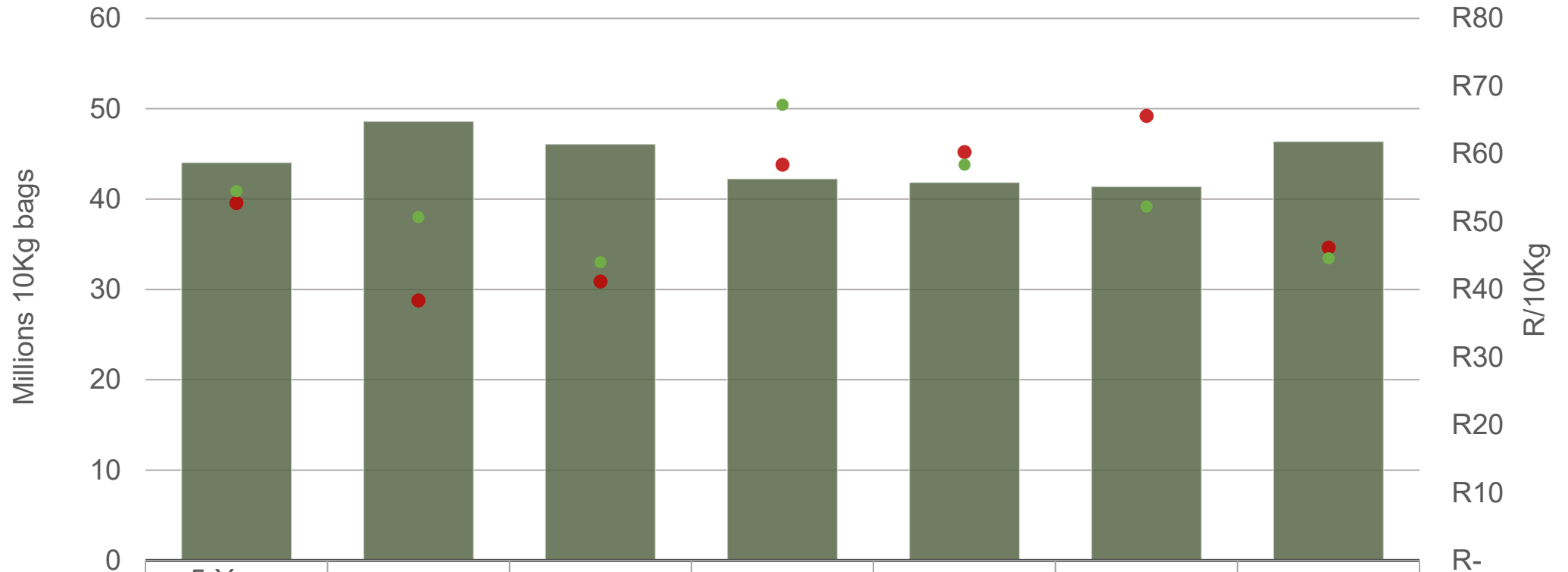


# Market share of regions on fresh produce markets 2021-2025



*Data disclaimer: Potatoes SA does not take responsibility for the accuracy or interpretation of company data re-purposed by 3rd parties*

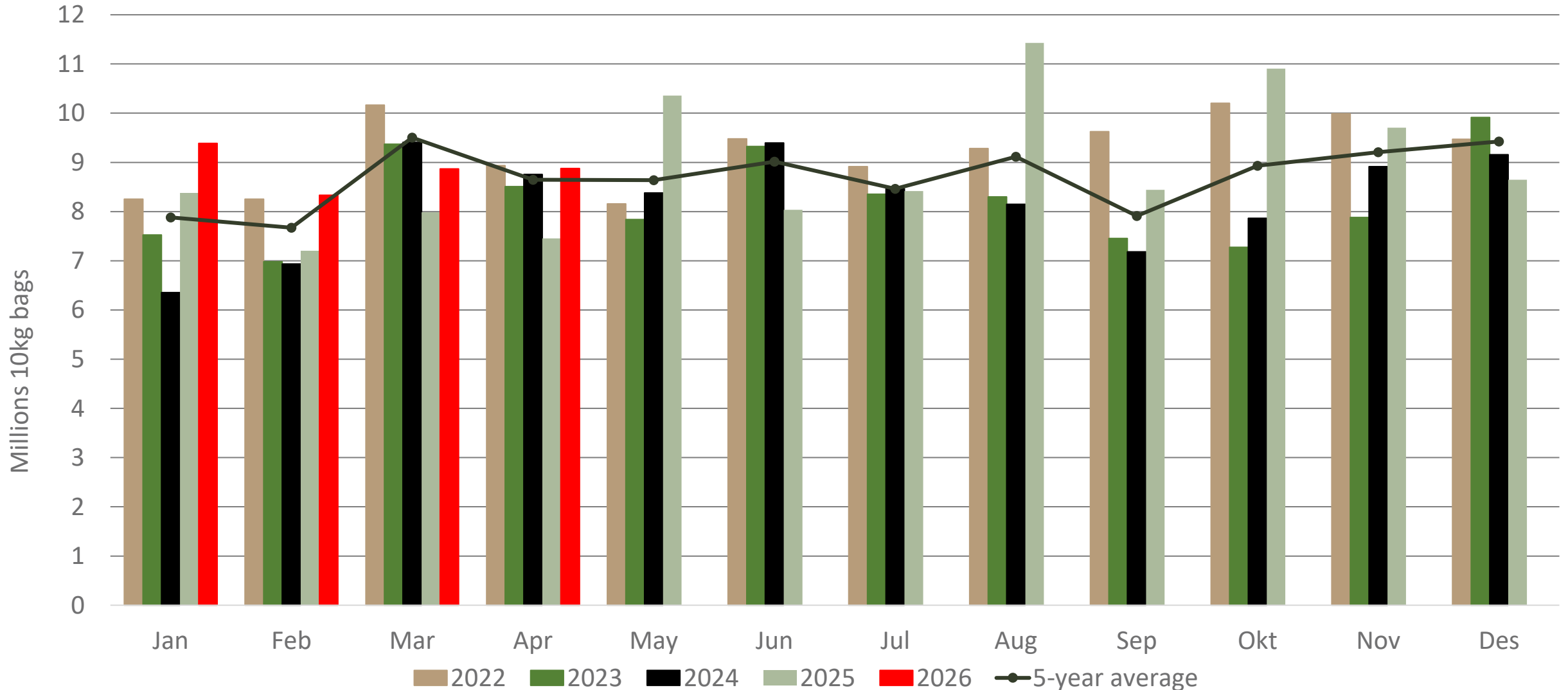
# Cumulative total number of 10 kg bags sold on markets



Sold 2,345,143 bags **more** than the **5-year average** (2021 to 2025) of the first 22 weeks of 2026

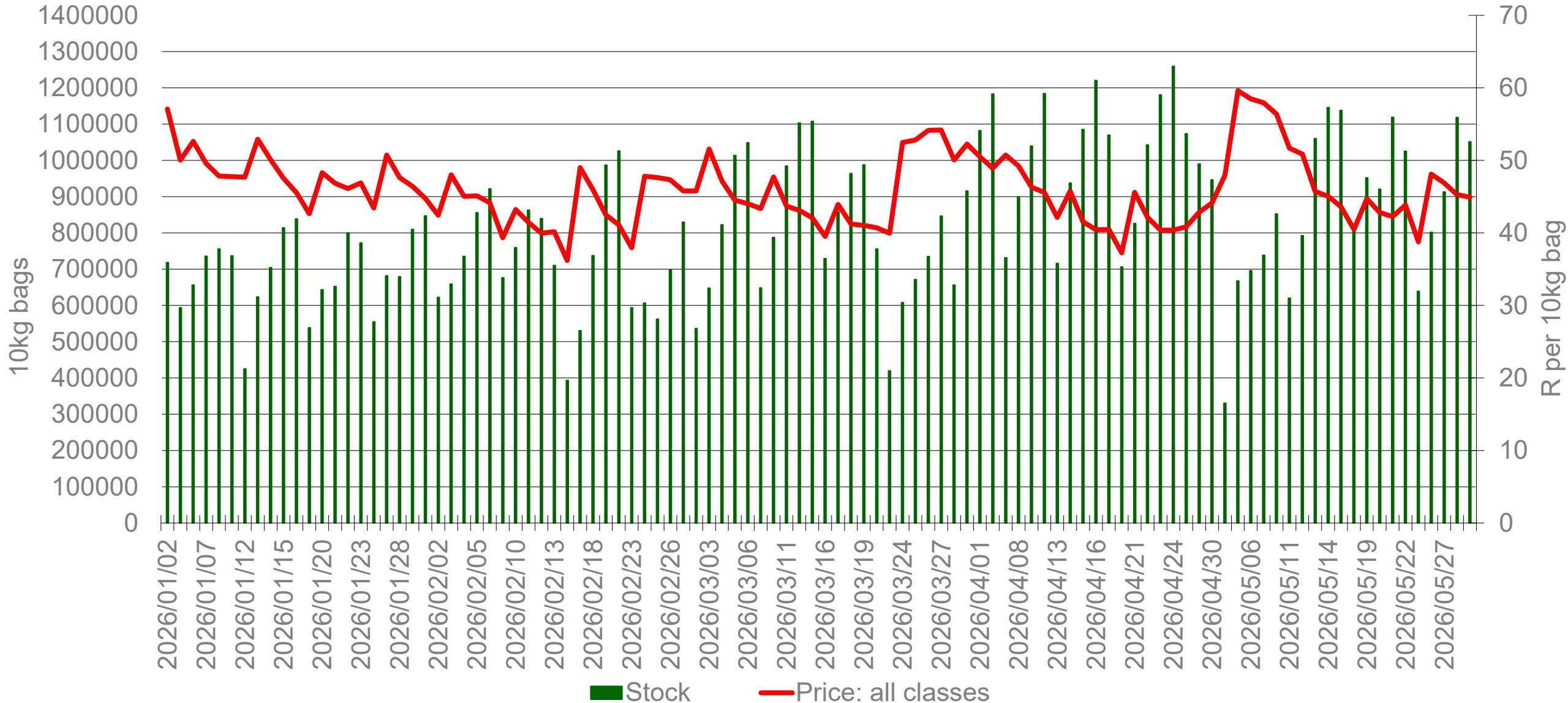
*Data disclaimer: Potatoes SA does not take responsibility for the accuracy or interpretation of company data re-purposed by 3rd parties*

# Monthly sales volumes on markets: Potatoes

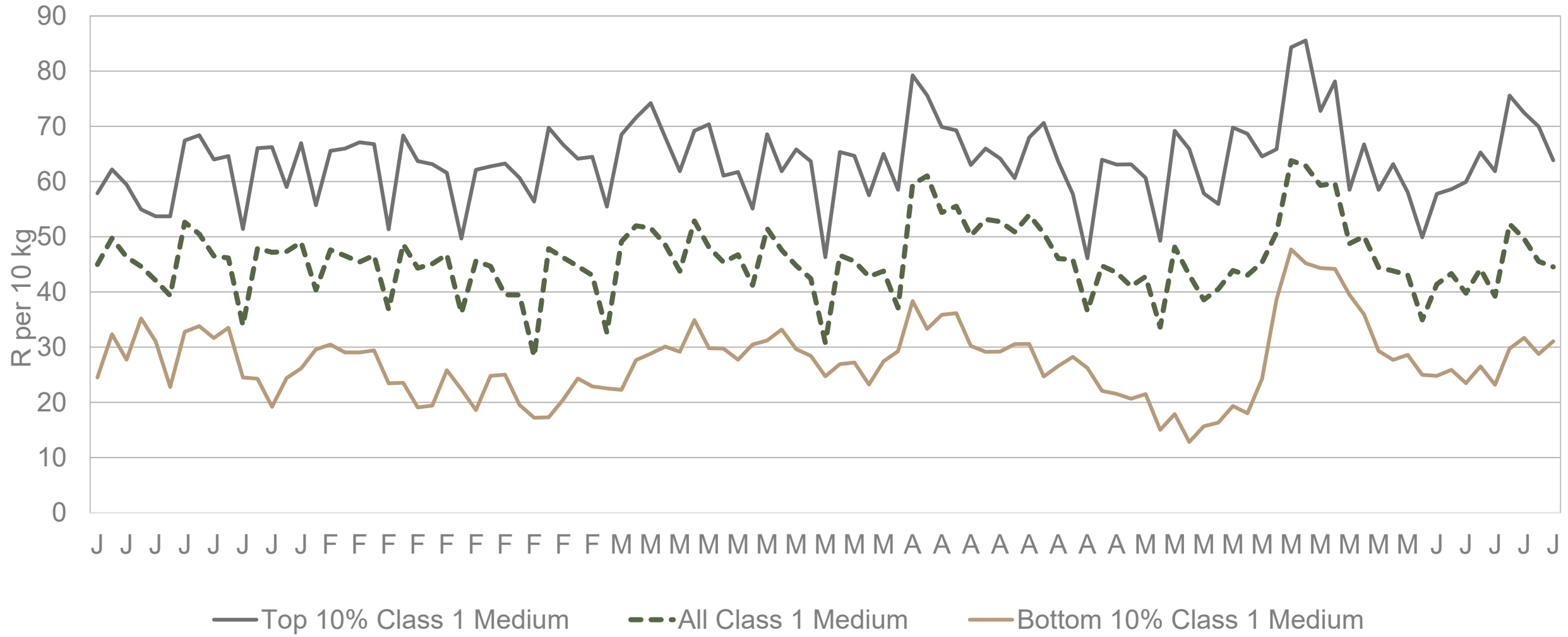


Data disclaimer: Potatoes SA does not take responsibility for the accuracy or interpretation of company data re-purposed by 3rd parties

# RSA daily price versus daily available stocks (all classes & all sizes)



# JHB market daily : Top 10% versus bottom 10% prices – Class 1 Medium (since January 2026)



*Data disclaimer: Potatoes SA does not take responsibility for the accuracy or interpretation of company data re-purposed by 3rd parties*

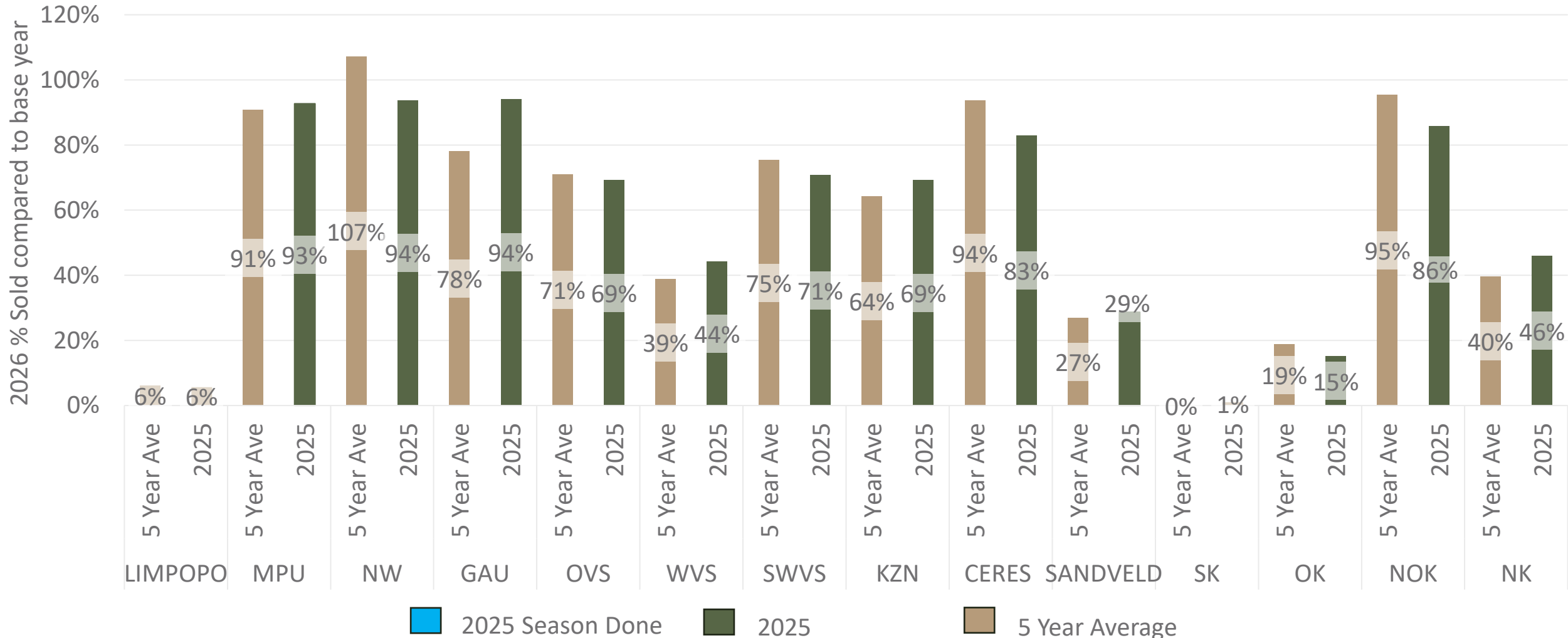
# FPM Sales pace comparison per region

## 2026 compared to 5-year average and 2025



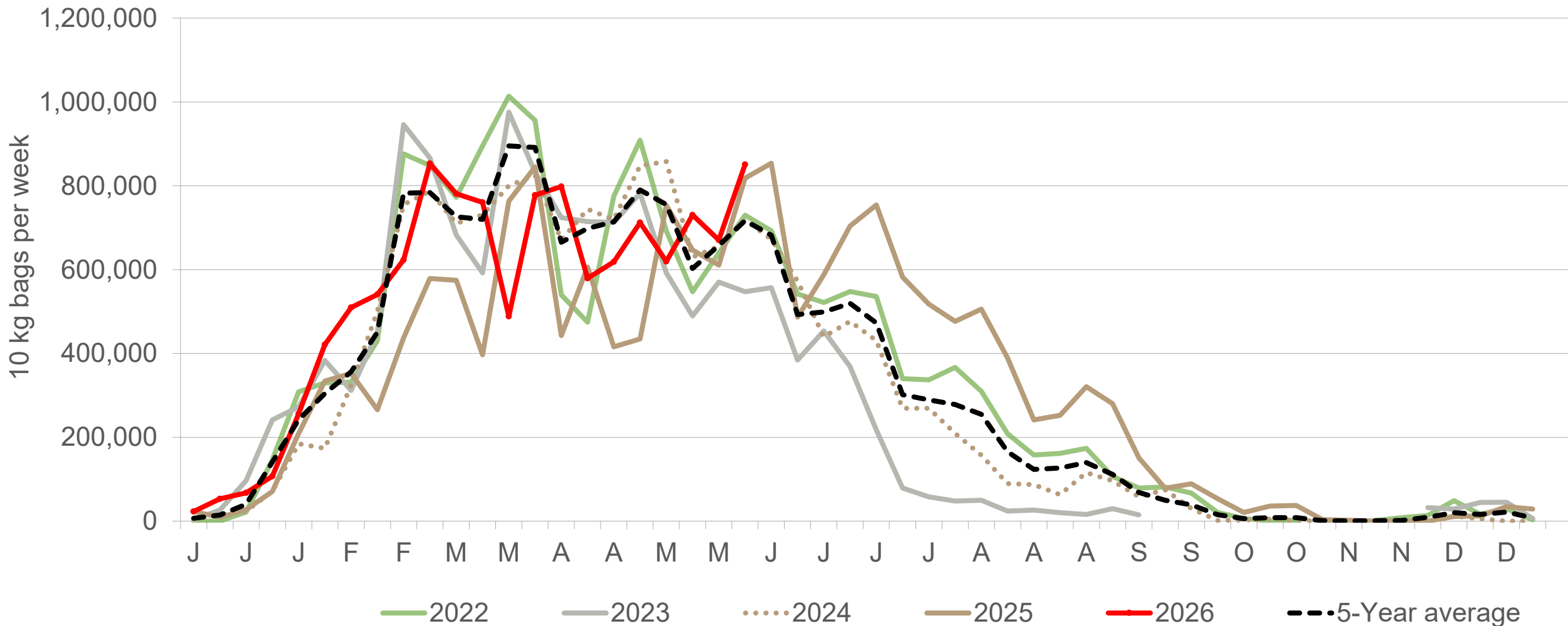
The *FPM Sales pace* compares the current year's cumulative volumes sold on the FPM with the previous year and the five-year average. Differences in these trends reflect variations in hectares planted, regional weather conditions, yield performance, and market timing. Blue indicates regions that are done delivering for this season. Seasons are based on calendar year.

*Note: This comparison is based on total volumes sold, not on hectares planted*



*Data disclaimer: Potatoes SA does not take responsibility for the accuracy or interpretation of company data re-purposed by 3rd parties*

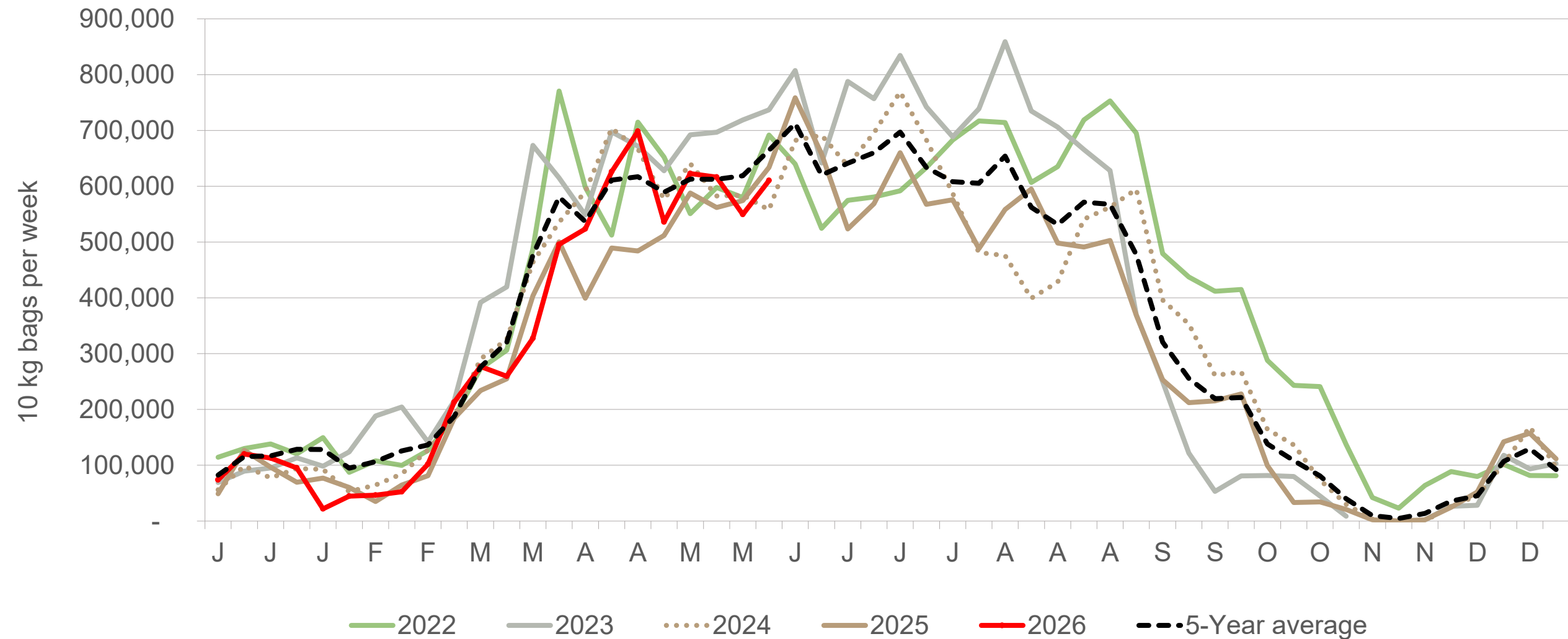
# Eastern Free State: Amount of 10 kg bags per week sold on FPMs (all classes)



Sold 23% bags **more** than the first 22 weeks of 2025 and 113,679 **less** than the 5-year average (2021 to 2025) of the first 22 weeks of each year.

*Data disclaimer: Potatoes SA does not take responsibility for the accuracy or interpretation of company data re-purposed by 3rd parties*

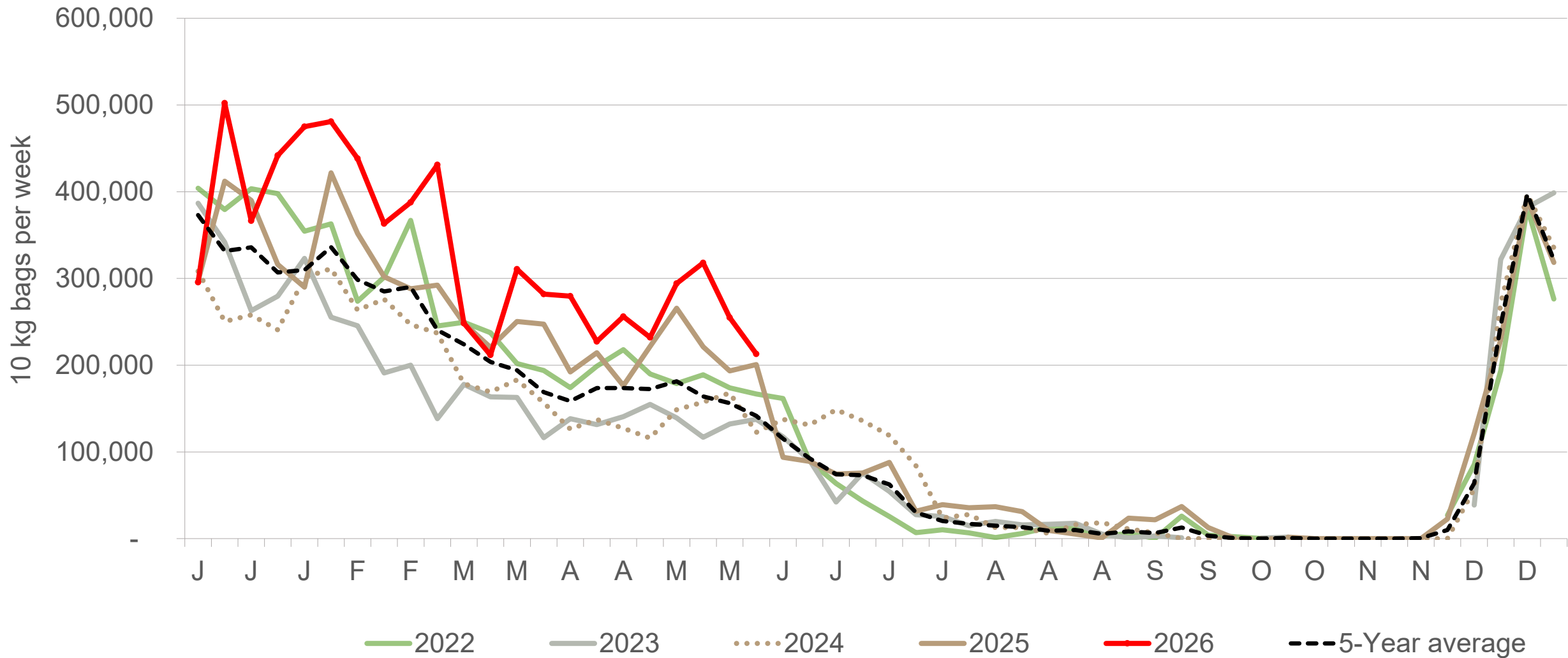
# Western Free State : Amount of 10 kg bags per week sold on FPMs (all classes)



Sold 8% bags **more** than the first 22 weeks of 2025 and 714,023 bags **less** than the 5-year average (2021 to 2025) of the first 22 weeks of each year.

*Data disclaimer: Potatoes SA does not take responsibility for the accuracy or interpretation of company data re-purposed by 3rd parties*

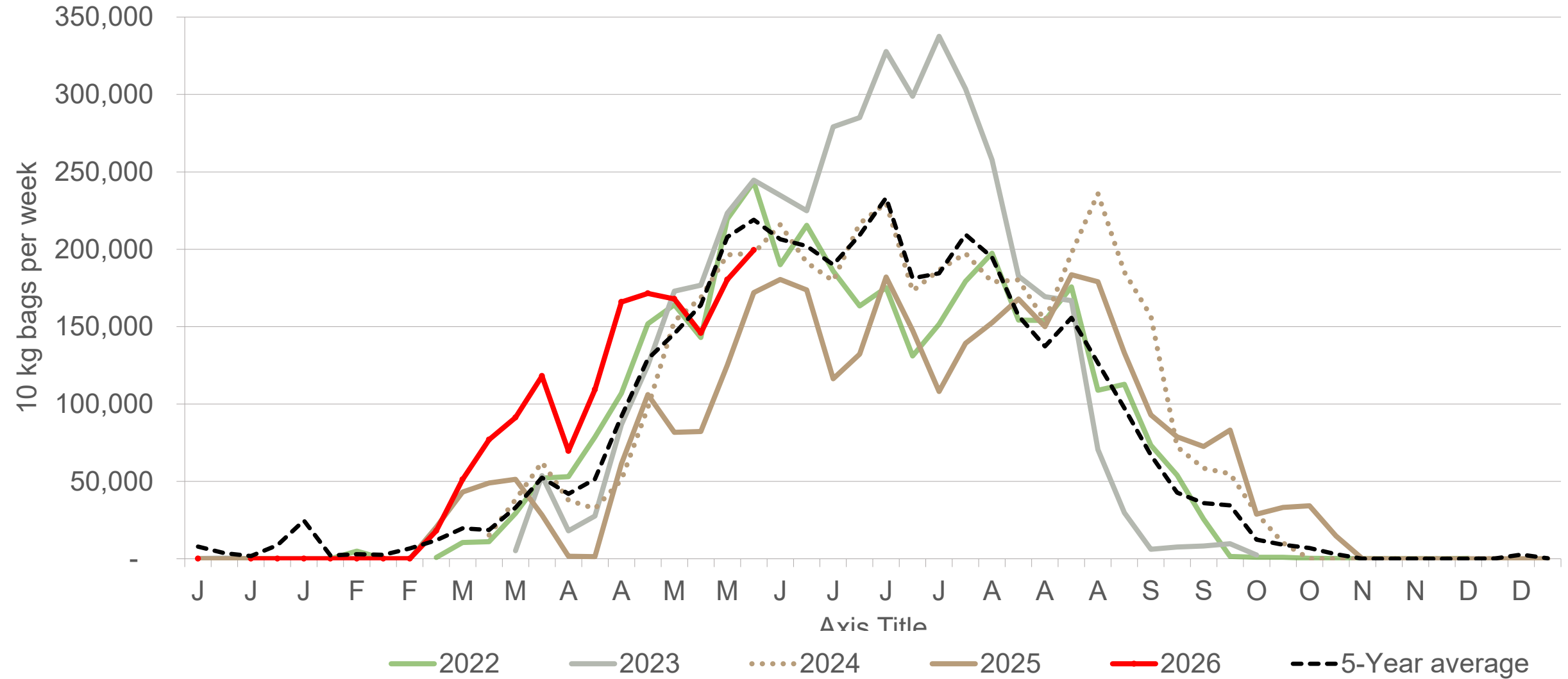
# North-West: Amount of 10 kg bags per week sold on FPMs (all classes)



Sold 22% bags **more** than the first 22 weeks of 2025 and 2,091,261 **more** than the 5-year average (2021 to 2025) of the first 22 weeks of each year.

*Data disclaimer: Potatoes SA does not take responsibility for the accuracy or interpretation of company data re-purposed by 3rd parties*

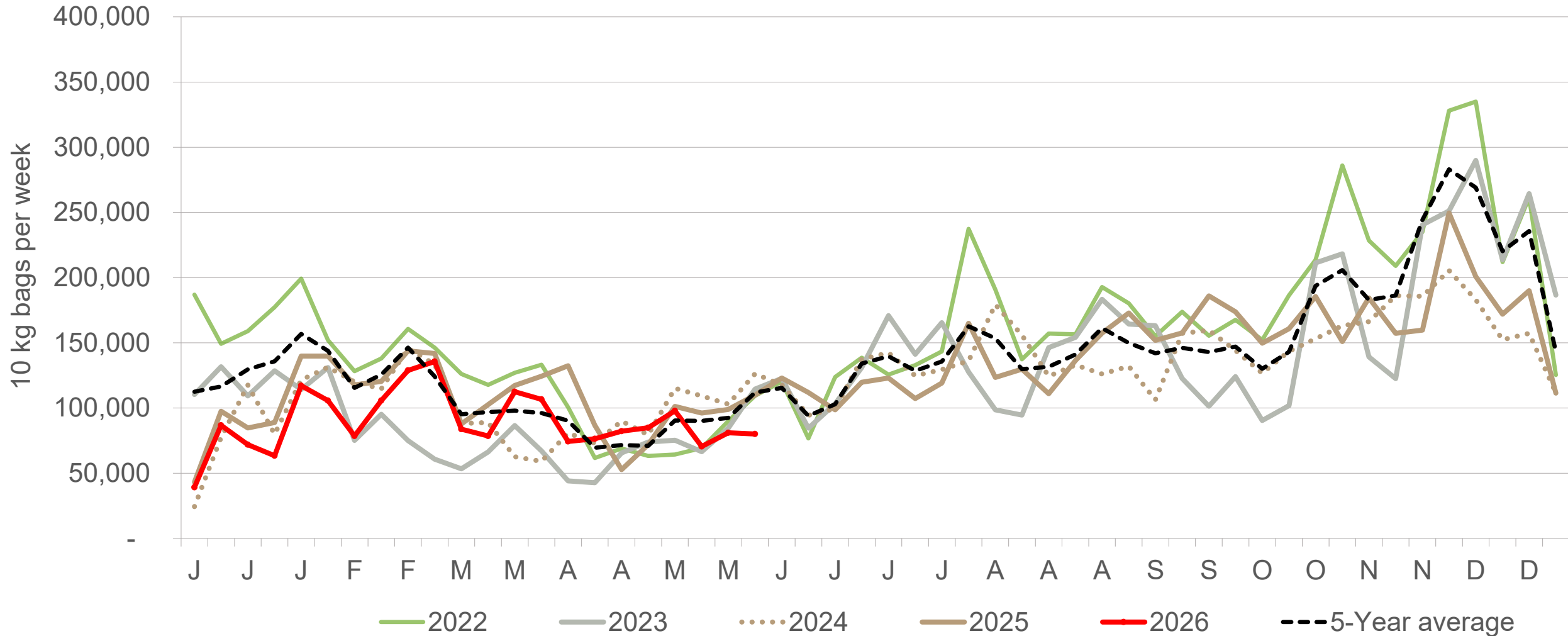
# Northern Cape: Amount of 10 kg bags per week sold on FPMs (all classes)



Sold 90% bags **more** than the first 22 weeks of 2025 and 317,707 bags **more** than the 5-year average (2021 to 2025) of the first 22 weeks of each year.

*Data disclaimer: Potatoes SA does not take responsibility for the accuracy or interpretation of company data re-purposed by 3rd parties*

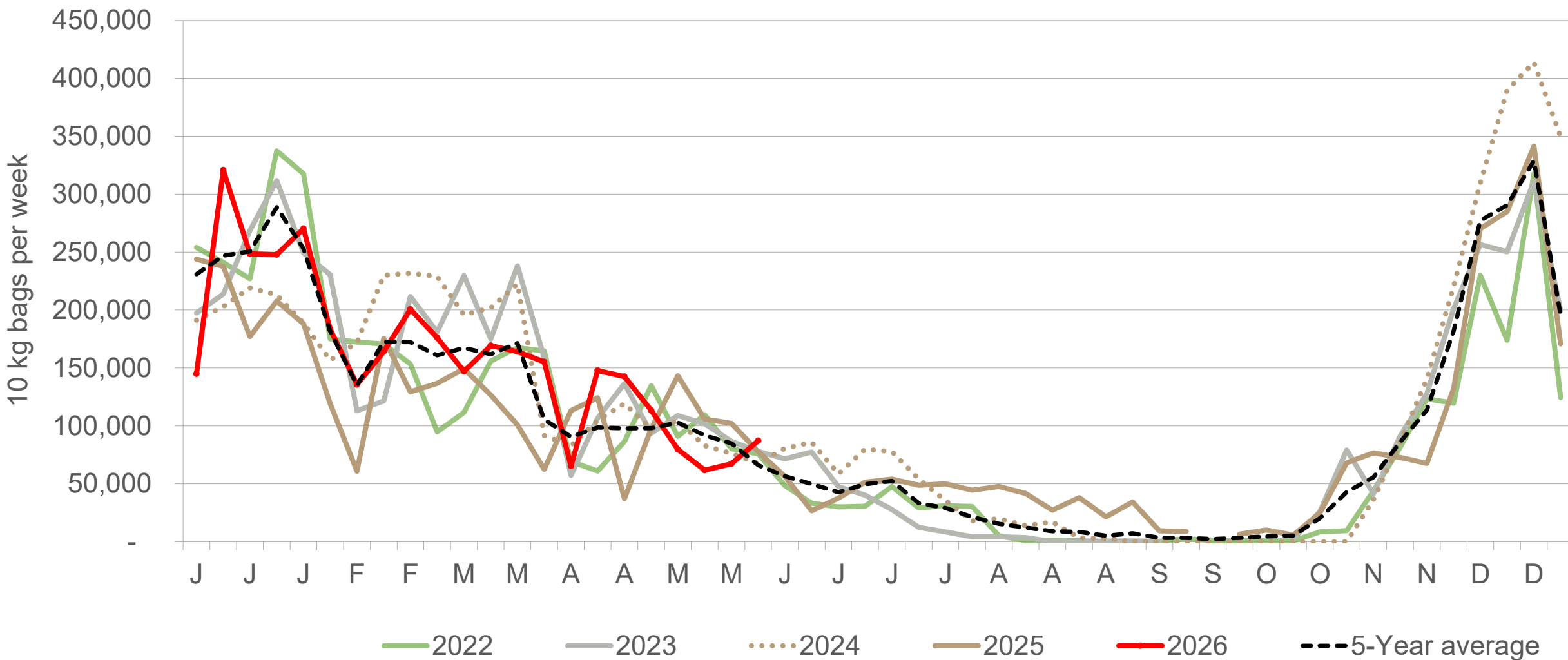
# Sandveld: Amount of 10 kg bags per week sold on FPMs (all classes)



Sold 15% bags **less** than the first 22 weeks of 2025 and 418,525 bags **less** than the 5-year average (2021 to 2025) of the first 22 weeks of each year.

*Data disclaimer: Potatoes SA does not take responsibility for the accuracy or interpretation of company data re-purposed by 3rd parties*

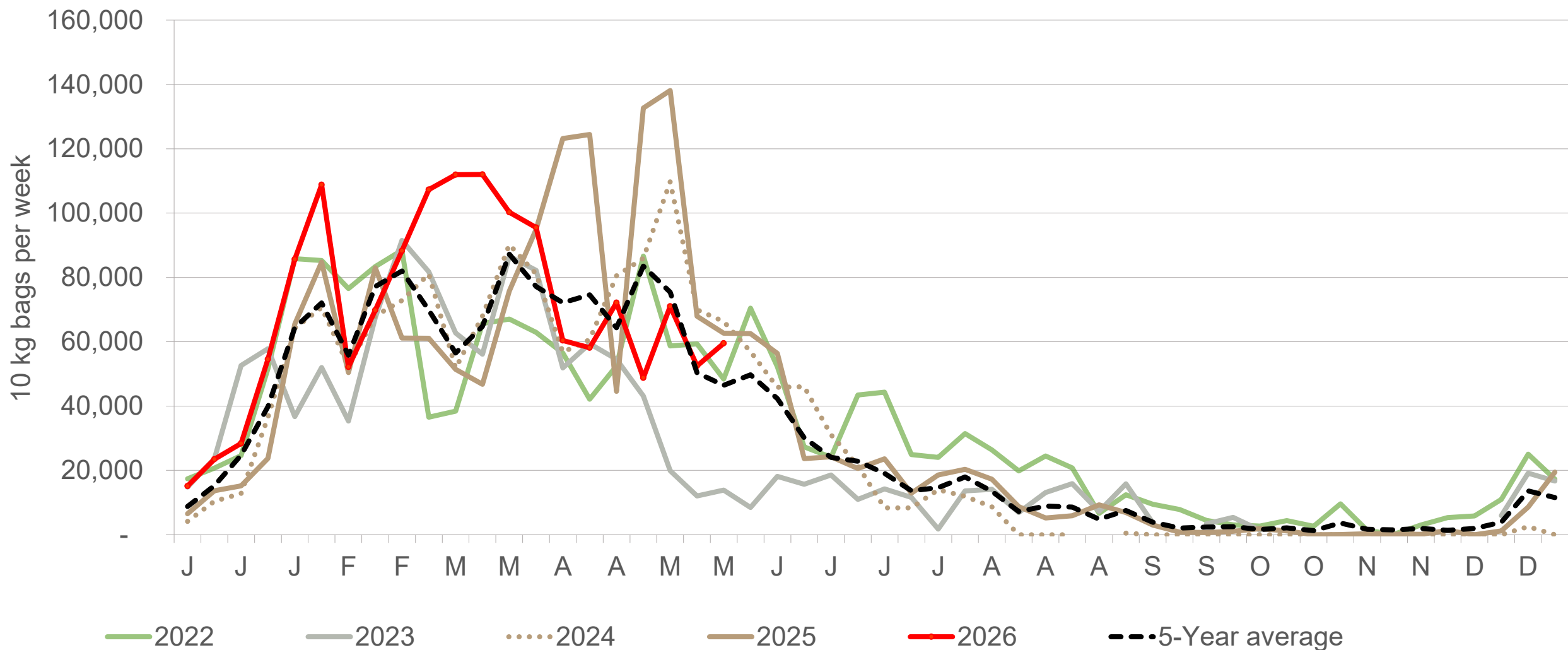
# KwaZulu-Natal: Amount of 10 kg bags per week sold on FPMs (all classes)



Sold 20% bags **more** than the first 22 weeks of 2025 and 63,356 bags **more** than the 5-year average (2021 to 2025) of the first 22 weeks of each year.

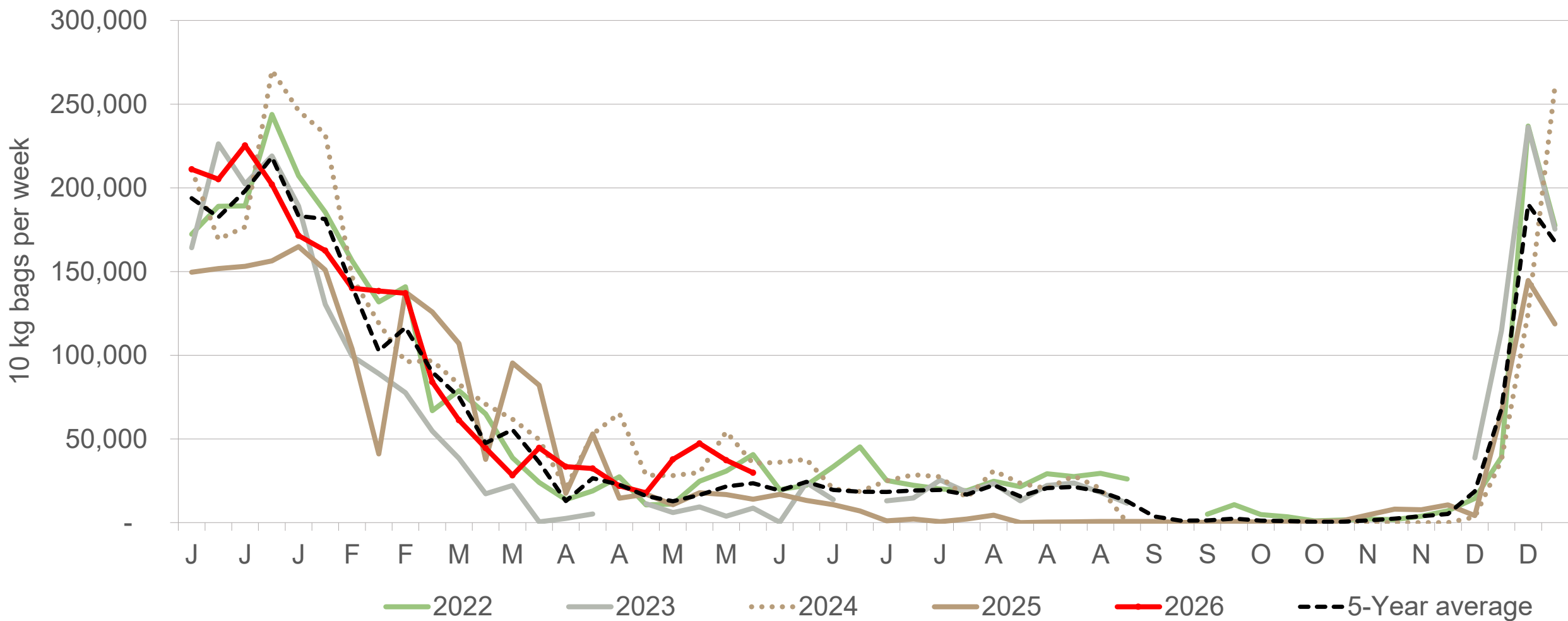
*Data disclaimer: Potatoes SA does not take responsibility for the accuracy or interpretation of company data re-purposed by 3rd parties*

# North Eastern Cape: Amount of 10 kg bags per week sold on FPMs (all classes)



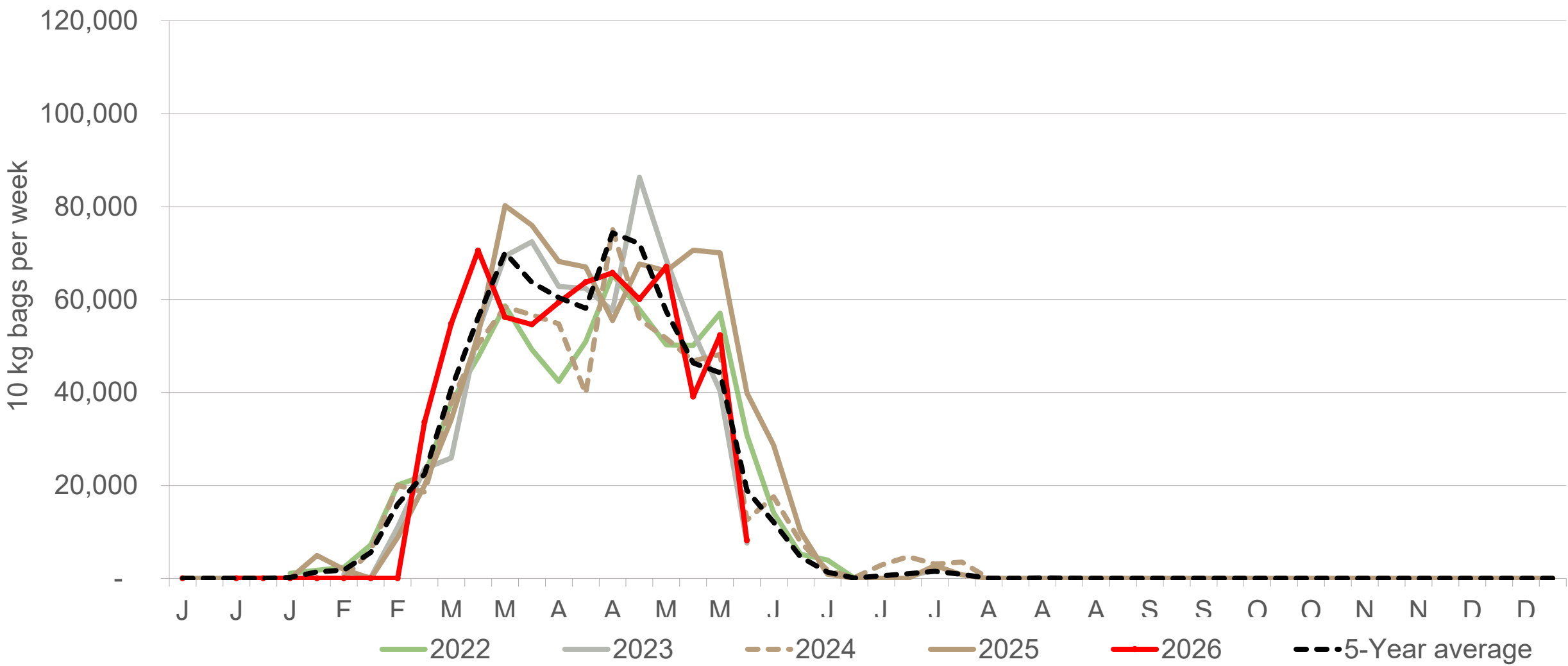
Sold 3% bags **more** than the first 22 weeks of 2025 and 219,016 bags **more** than the 5-year average (2021 to 2025) of the first 22 weeks of each year.

# Gauteng: Amount of 10 kg bags per week sold on FPMs (all classes)



Sold 16% bags **more** than the first 22 weeks of 2025 and 139,084 bags **more** than the 5-year average (2021 to 2025) of the first 22 weeks of each year.

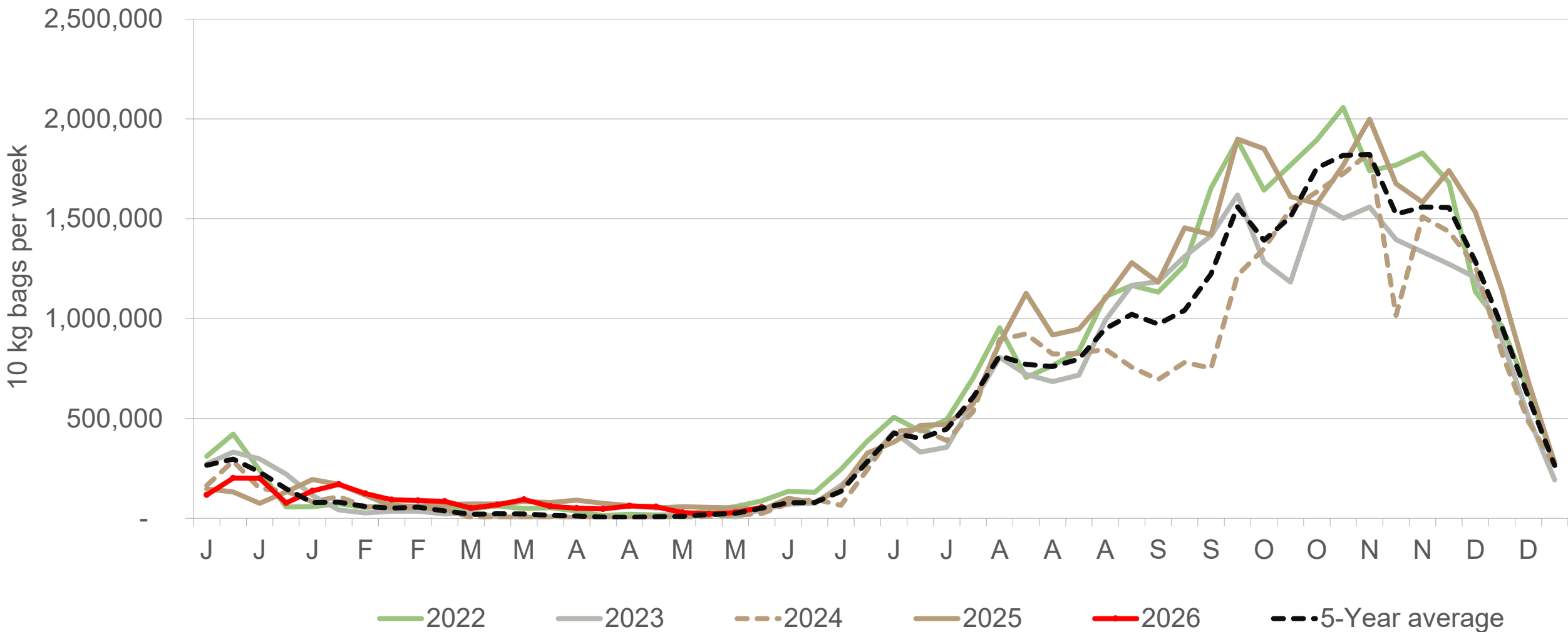
# Ceres: Amount of 10 kg bags per week sold on FPMs (all classes)



Sold 12% bags **less** than the first 3 weeks of 2025 and 24,408 bags **less** than the 5-year average (2021 to 2025) of the first 22 weeks of each year.

*Data disclaimer: Potatoes SA does not take responsibility for the accuracy or interpretation of company data re-purposed by 3rd parties*

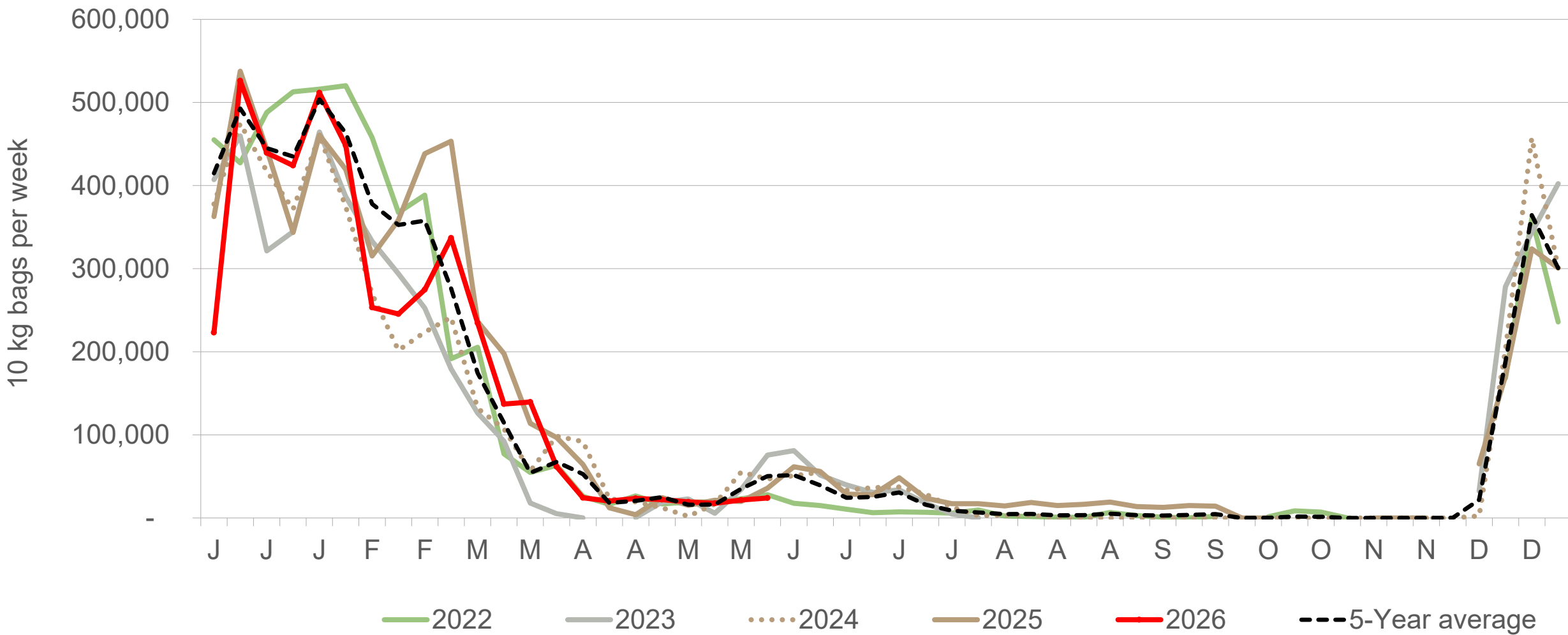
# Limpopo: Amount of 10 kg bags per week sold on FPMs (all classes)



Sold 2% bags **less** than the first 22 weeks of 2025 and 339,013 bags **more** than the 5-year average (2021 to 2025) of the first 22 weeks of each year

*Data disclaimer: Potatoes SA does not take responsibility for the accuracy or interpretation of company data re-purposed by 3rd parties*

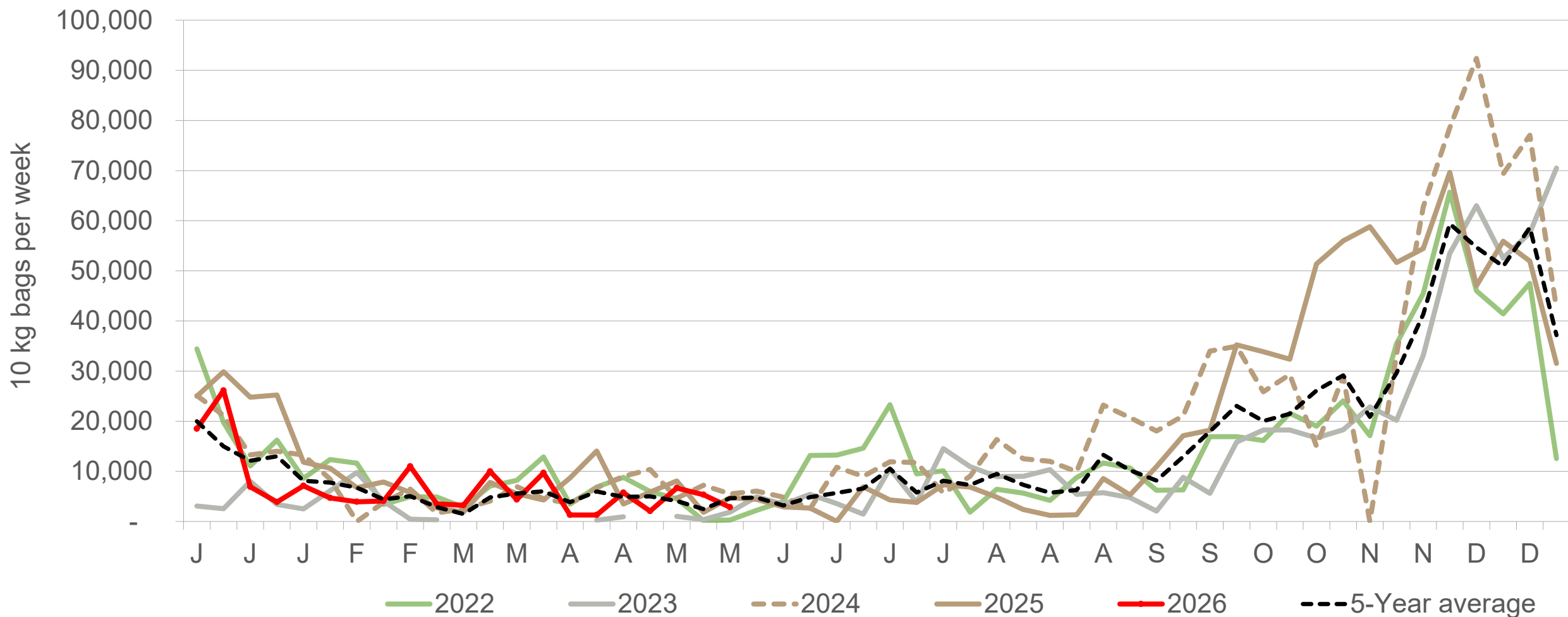
# South Western Free State: Amount of 10 kg bags per week sold on FPMs (all classes)



Sold 11% bags **less** than the first 22 weeks of 2025 and 334,607 bags **less** than the 5-year average (2021 to 2025) of the first 22 weeks of each year.

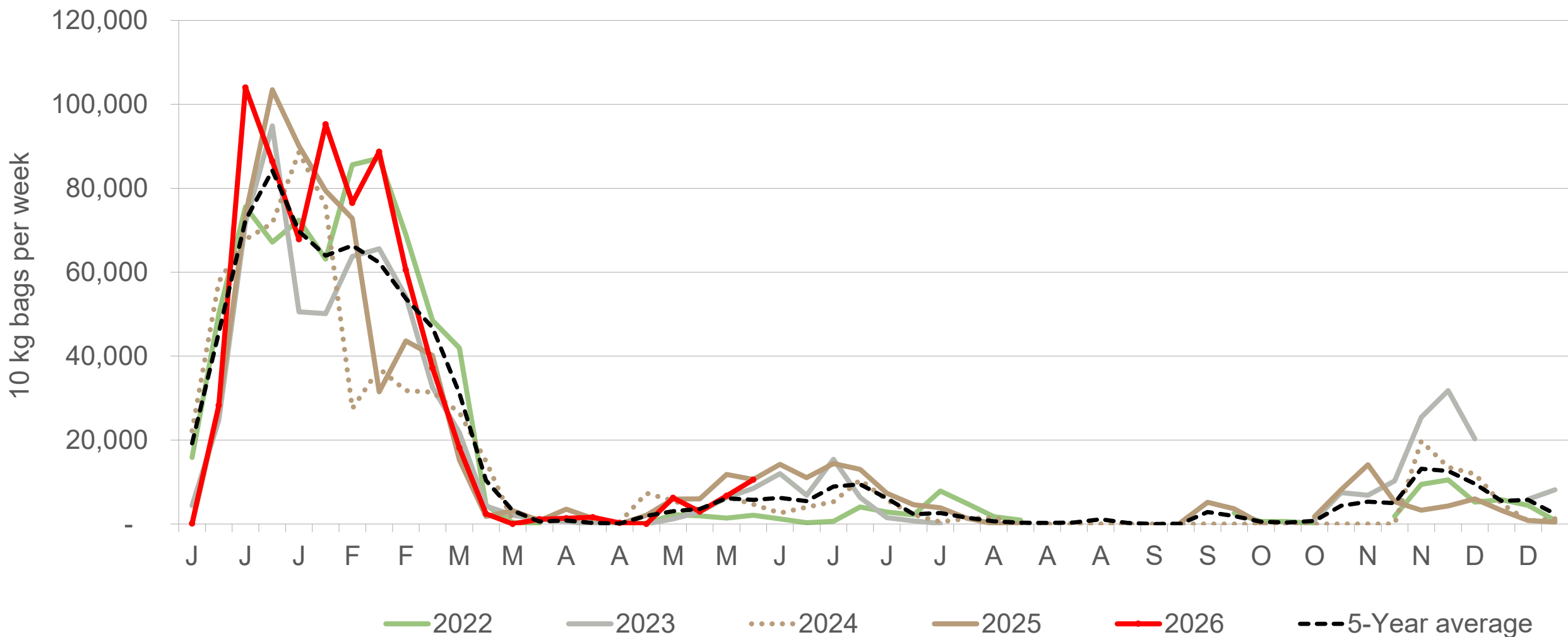
*Data disclaimer: Potatoes SA does not take responsibility for the accuracy or interpretation of company data re-purposed by 3rd parties*

# Eastern Cape: Amount of 10 kg bags per week sold on FPMs (all classes)



Sold 35% bags less than the first 22 weeks of 2025 and 4,314 bags less than the 5-year average (2021 to 2025) of the 22 weeks of each year.

# Mpumalanga: Amount of 10 kg bags per week sold on FPMs (all classes)



Sold 11% bags **more** than the first 22 weeks of 2025 and 45,023 bags **more** than the 5-year average (2021 to 2025) of the 22 weeks of each year.

*Data disclaimer: Potatoes SA does not take responsibility for the accuracy or interpretation of company data re-purposed by 3rd parties*

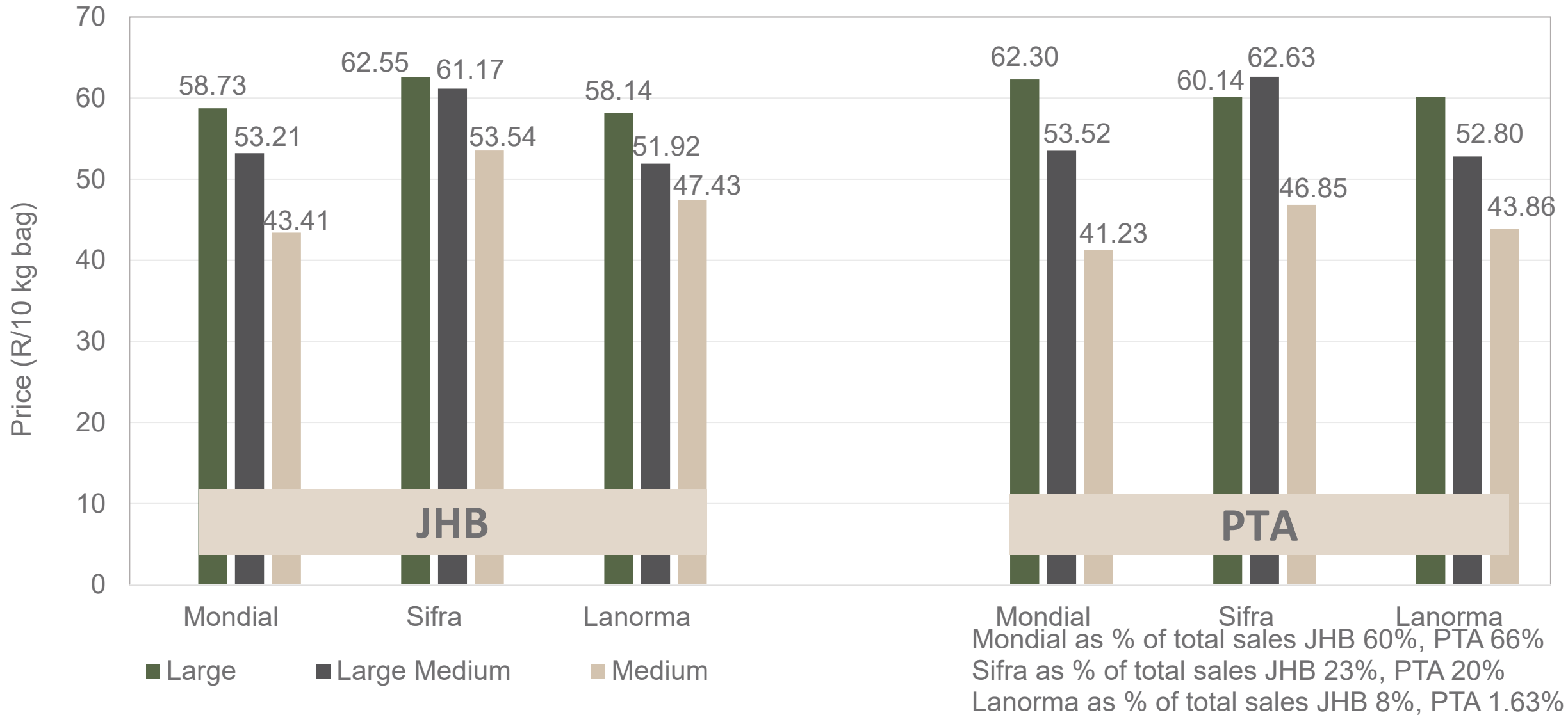
# Average weekly prices and volumes for 10 kg bags of potatoes sold on selected markets from selected production regions



Klas & Grootte	Eastern Free State				Western Free State				North West				Northern Cape				Sandveld		KwaZulu-Natal				All Regions	
	JOH		PRE		JOH		PRE		JOH		PRE		JOH		PRE		CAP		DUR		PIE		All Markets	
	Volume	Prices	Volume	Prices	Volume	Prices	Volume	Prices	Volume	Prices	Volume	Prices	Volume	Prices	Volume	Prices	Volume	Prices	Volume	Prices	Volume	Prices	Volume	Prices
	10kg	R/10kg	10kg	R/10kg	10kg	R/10kg	10kg	R/10kg	10kg	R/10kg	10kg	R/10kg	10kg	R/10kg	10kg	R/10kg	10kg	R/10kg	10kg	R/10kg	10kg	R/10kg	10kg	R/10kg
1L	99 578	55.64	28 904	56.12	39 144	58.92	25 319	59.11	11 223	57.93	3 399	61.34	17 003	53.63	3 665	40.09	4 823	63.46	9 553	43.09	2 692	55.57	389 663	55.42
1L/M	85 864	45.82	30 059	44.95	55 498	50.37	28 653	51.31	17 187	58.18	11 941	61.01	29 342	45.70	7 768	37.15	14 452	61.30	10 625	39.53	2 619	48.92	465 834	48.31
1M	66 084	38.89	20 019	38.35	43 787	44.50	17 319	43.74	18 623	50.68	9 190	48.09	10 787	38.51	3 471	32.24	20 912	64.49	5 692	34.31	4 446	40.64	372 199	44.18
1S	15 177	23.71	4 961	20.85	5 942	22.87	1 648	17.97	13 256	24.16	4 930	18.61	296	13.01	14	16.43	7 765	38.17	1 295	17.29	1 431	25.44	97 726	25.42
1S/M	17 805	30.51	7 873	31.64	14 176	32.96	3 573	26.89	20 955	31.52	4 908	31.26	2 016	21.88	118	21.62	2 079	34.82	-	-	863	38.97	128 020	32.51
1XL	4 808	51.26	-	-	-	-	-	-	-	-	-	-	-	-	-	-	-	-	-	-	-	-	5 478	52.03
1XS	4 072	15.16	-	-	3 636	15.75	-	-	5 839	33.61	-	-	-	-	-	-	-	-	-	-	-	-	14 717	22.20
1XXS	-	-	-	-	-	-	-	-	-	-	-	-	-	-	-	-	-	-	-	-	-	-	-	-
2L	29 090	44.85	13 621	48.60	8 965	46.95	13 515	48.75	1 206	42.07	2 626	55.91	2 187	39.59	1 214	36.38	3 254	49.25	508	36.28	49	44.69	133 206	45.14
2L/M	13 543	38.74	9 556	41.28	7 357	38.96	13 936	42.83	3 333	43.35	938	49.99	1 870	42.91	1 797	37.09	7 364	46.03	779	26.55	-	-	116 338	40.28
2M	12 515	29.82	10 776	35.24	6 710	31.23	9 197	36.39	1 556	38.48	1 044	36.97	713	32.21	707	25.69	6 926	39.43	686	25.01	390	37.82	94 828	33.10
2S	2 757	17.81	1 668	18.34	1 211	21.22	937	15.46	76	25.00	67	20.00	40	20.00	17	22.00	1 660	20.98	-	-	110	20.00	16 597	19.96
2S/M	4 308	19.54	1 178	24.17	5 991	27.25	2 785	26.22	980	22.89	136	22.24	295	20.00	275	15.11	273	26.12	-	-	-	-	26 835	22.94
2XL	-	-	-	-	-	-	-	-	-	-	-	-	-	-	-	-	-	-	-	-	-	-	-	-
2XS	125	10.00	-	-	-	-	-	-	-	-	-	-	-	-	-	-	-	-	-	-	-	-	3 840	9.93
2XXS	-	-	-	-	-	-	-	-	-	-	-	-	-	-	-	-	-	-	-	-	-	-	-	-
3L	7 083	33.95	3 492	38.36	2 474	36.75	2 815	36.85	230	32.28	-	-	2 783	30.12	1 059	31.57	912	33.05	170	25.00	-	-	35 684	34.50
3L/M	8 067	30.51	1 183	31.15	9 394	32.49	5 862	30.98	3 632	35.70	1 012	35.87	1 305	22.11	255	30.53	330	43.33	339	30.29	110	35.00	63 378	33.84
3M	6 644	23.01	3 790	24.08	10 230	25.73	6 042	24.40	3 788	29.33	642	25.96	2 778	20.65	995	17.10	1 040	20.45	239	34.39	220	35.00	67 729	24.83
3S/M	90	20.00	486	22.90	-	-	72	20.00	420	14.17	346	16.88	-	-	-	-	-	-	-	-	-	-	3 800	20.52
3XS	-	-	-	-	-	-	-	-	-	-	-	-	-	-	-	-	-	-	-	-	-	-	-	-
3XXS	-	-	-	-	-	-	-	-	-	-	-	-	-	-	-	-	-	-	-	-	-	-	-	-
4L	-	-	2 621	32.75	-	-	-	-	-	-	-	-	-	-	-	-	73	27.95	-	-	-	-	3 081	31.90
4L/M	-	-	198	33.03	-	-	-	-	-	-	-	-	-	-	-	-	-	-	551	20.13	-	-	2 811	21.39
4M	-	-	395	18.91	-	-	207	13.62	-	-	106	15.00	-	-	-	-	-	-	-	-	-	-	3 386	17.03
4S	-	-	-	-	-	-	-	-	-	-	-	-	-	-	-	-	4	25.00	19	10.00	-	-	133	10.45
4S/M	-	-	-	-	-	-	-	-	-	-	-	-	-	-	-	-	-	-	-	-	-	-	306	35.33
Total	377 798	42.98	141 063	42.30	214 515	44.18	132 597	45.08	102 304	42.08	42 655	46.00	71 799	43.01	21 445	34.65	80 783	49.30	31 913	36.17	15 747	38.19	2 075 925	42.69

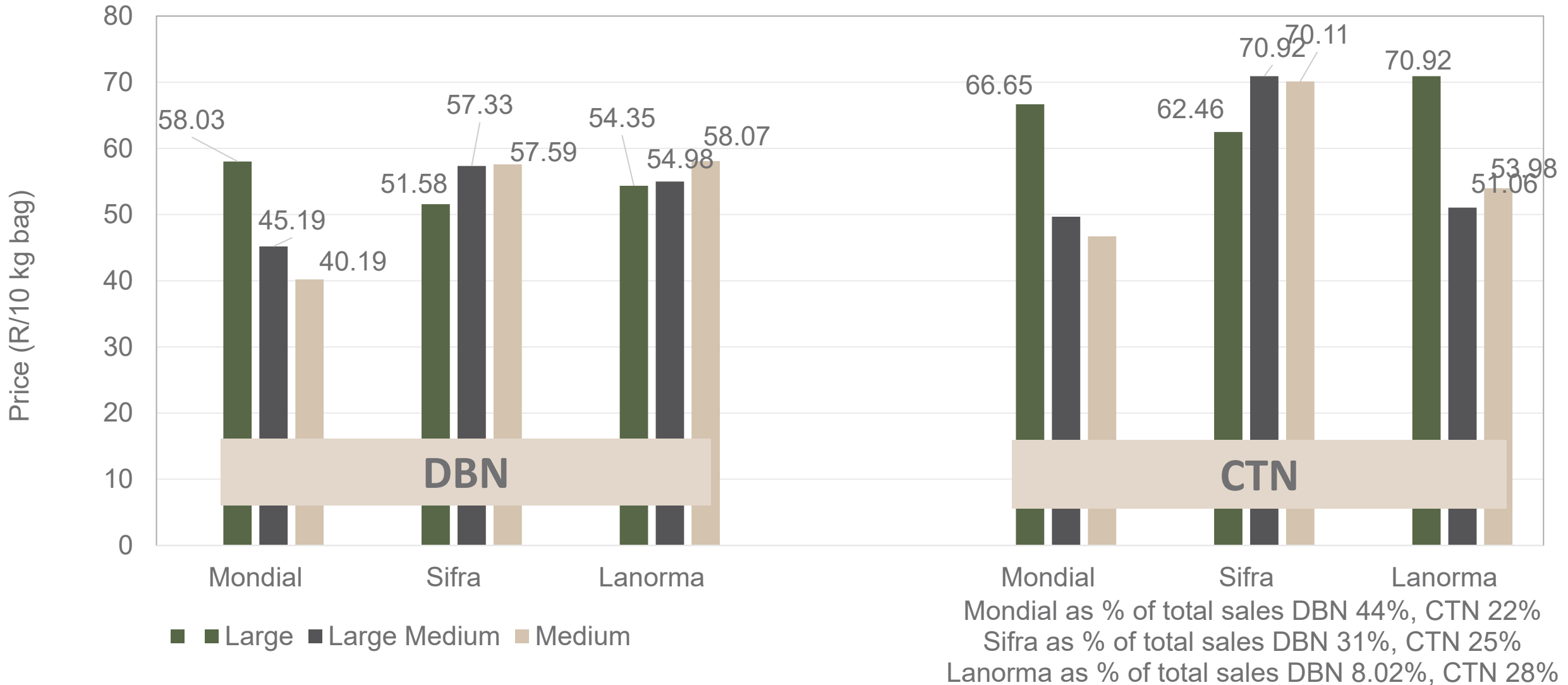
Data disclaimer: Potatoes SA does not take responsibility for the accuracy or interpretation of company data re-purposed by 3rd parties

# PTA & JHB markets: Average Prices - Different Sizes (only 10 kg bags)



Data disclaimer: Potatoes SA does not take responsibility for the accuracy or interpretation of company data re-purposed by 3rd parties

# DBN & CTN markets: Average Prices - Different Sizes (only 10 kg bags)




Data disclaimer: Potatoes SA does not take responsibility for the accuracy or interpretation of company data re-purposed by 3rd parties

# Thank you for your time


Feel free to contact us

 [Lebo@potatoes.co.za](mailto:Lebo@potatoes.co.za)

[Jodie@potatoes.co.za](mailto:Jodie@potatoes.co.za)

 +27 (0)12 349 1906

 6 De Havilland Crescent  
Persequor Techno Park  
Persequor Park  
Pretoria

 [www.potatoes.co.za](http://www.potatoes.co.za)



**Potatoes**  
**Aartappels SA**