



Weekly Market Information

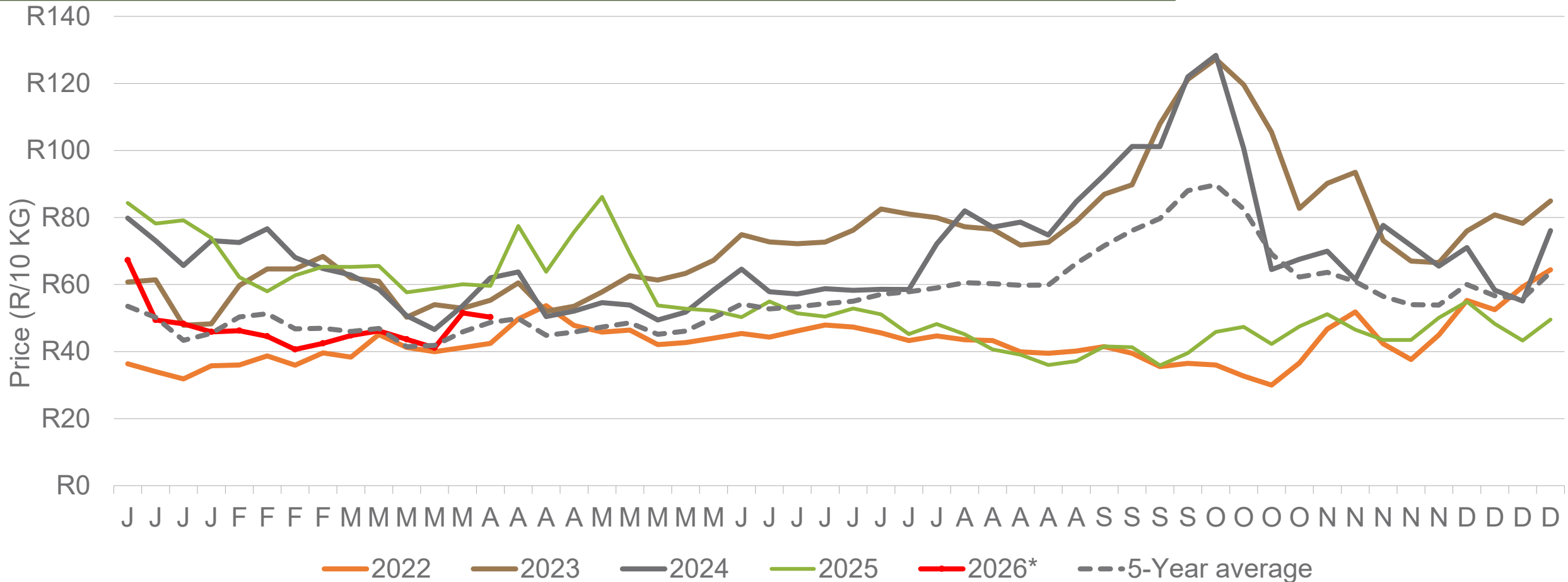
3 April 2026



Potatoes
Aartappels SA

www.potatoes.co.za


Average weekly price – all markets & all classes



Number of bags sold

18%

(Week on Week)



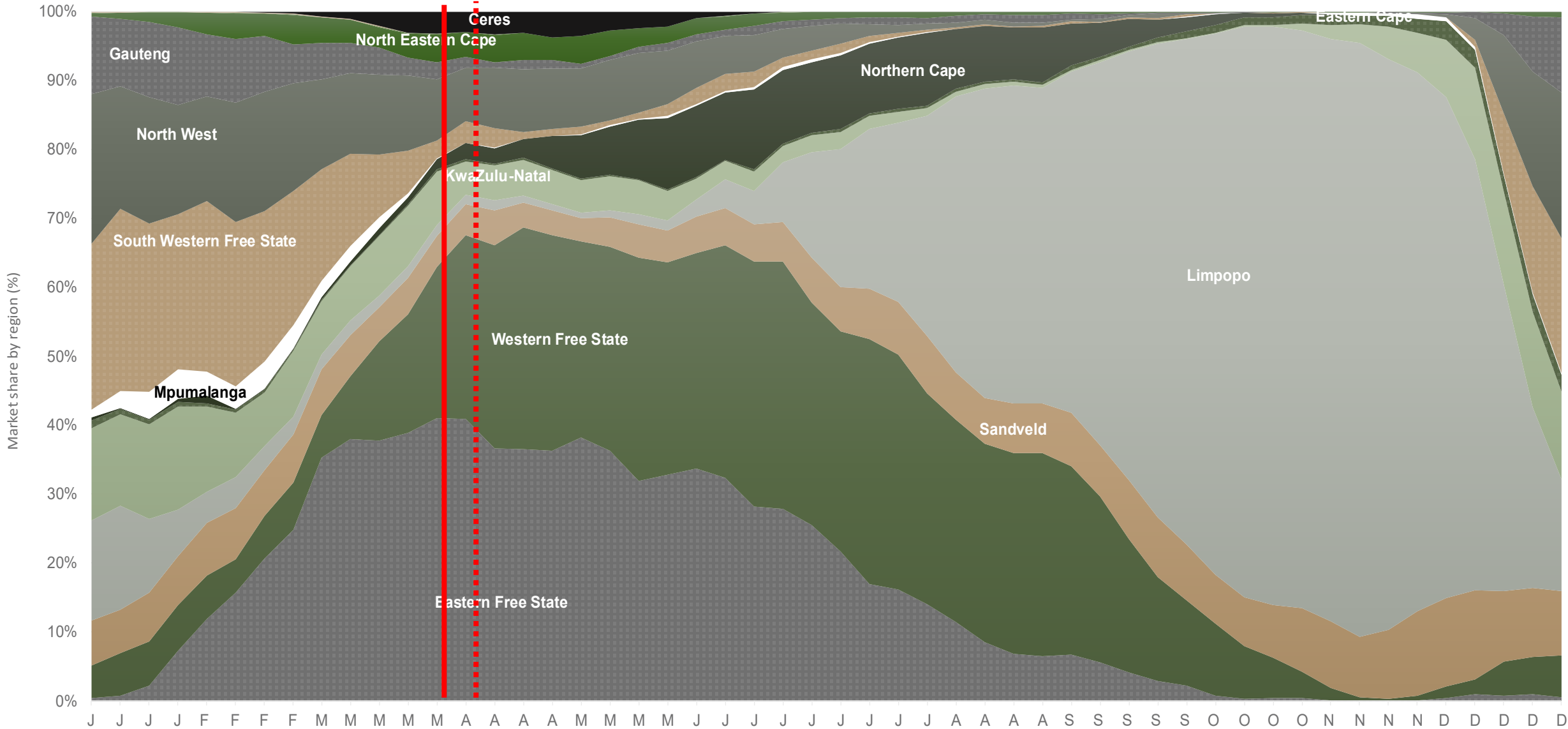
Average weekly price

2%

(Week on week)

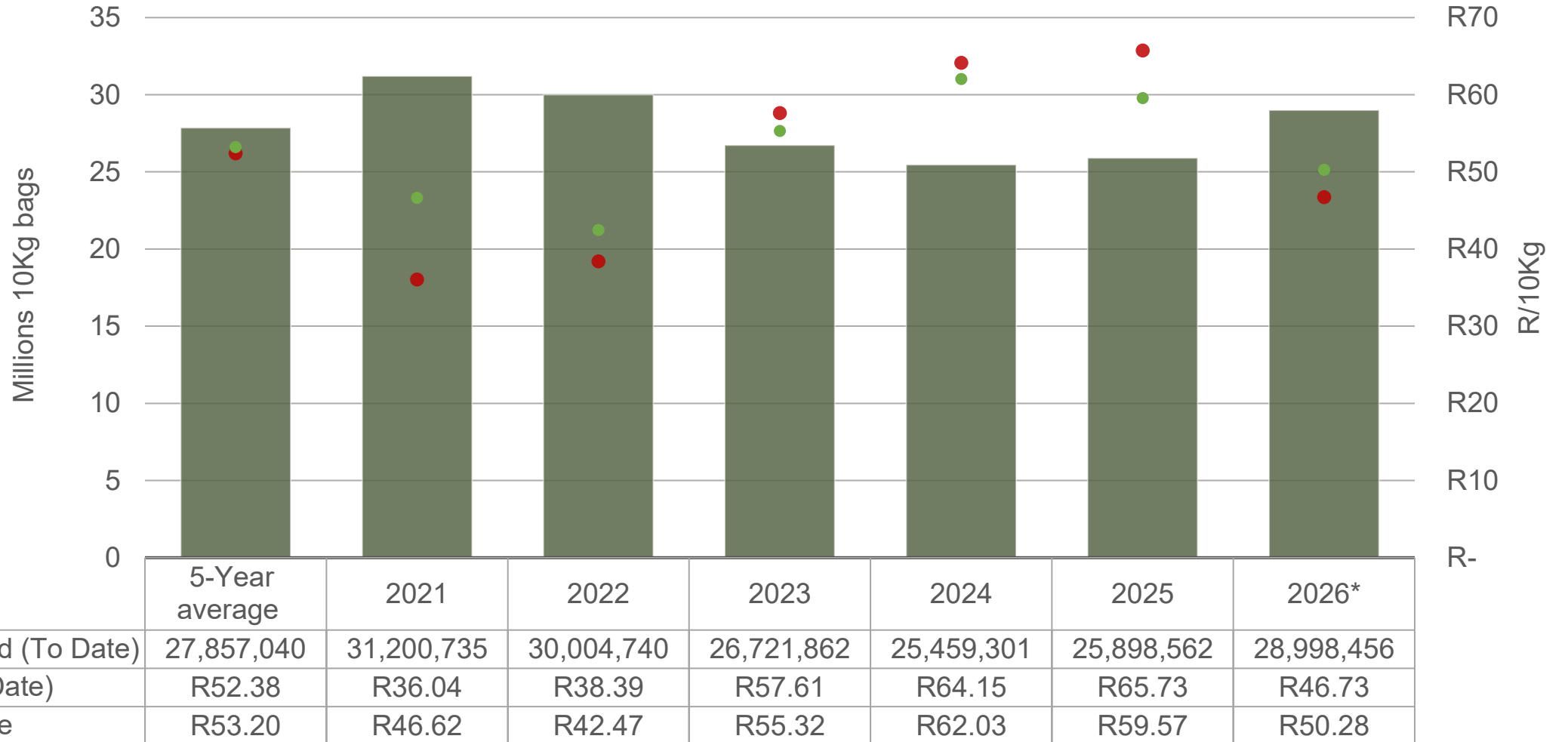


Market share of regions on fresh produce markets 2021-2025



Data disclaimer: Potatoes SA does not take responsibility for the accuracy or interpretation of company data re-purposed by 3rd parties

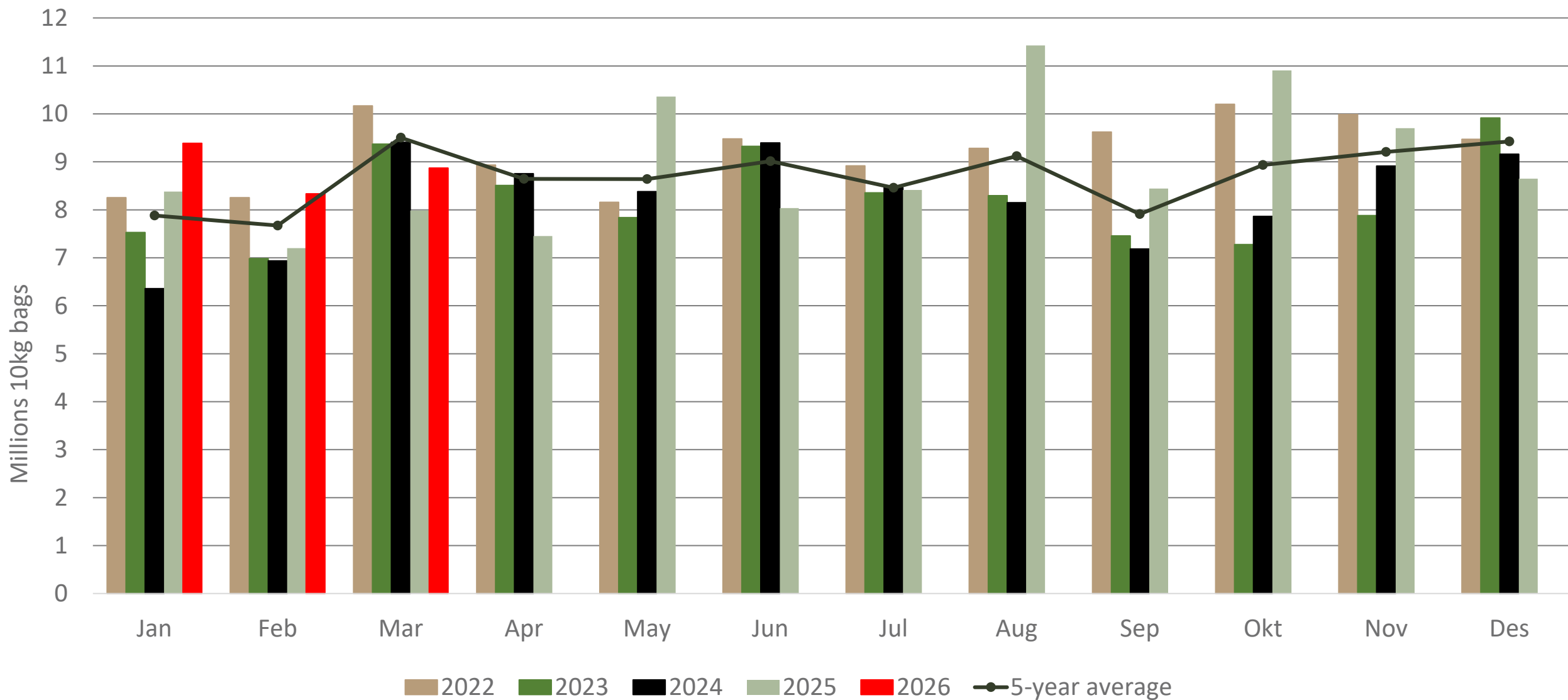
Cumulative total number of 10 kg bags sold on markets



Sold 1,141,416 bags **more** than the **5-year average** (2021 to 2025) of the first 14 weeks of 2026

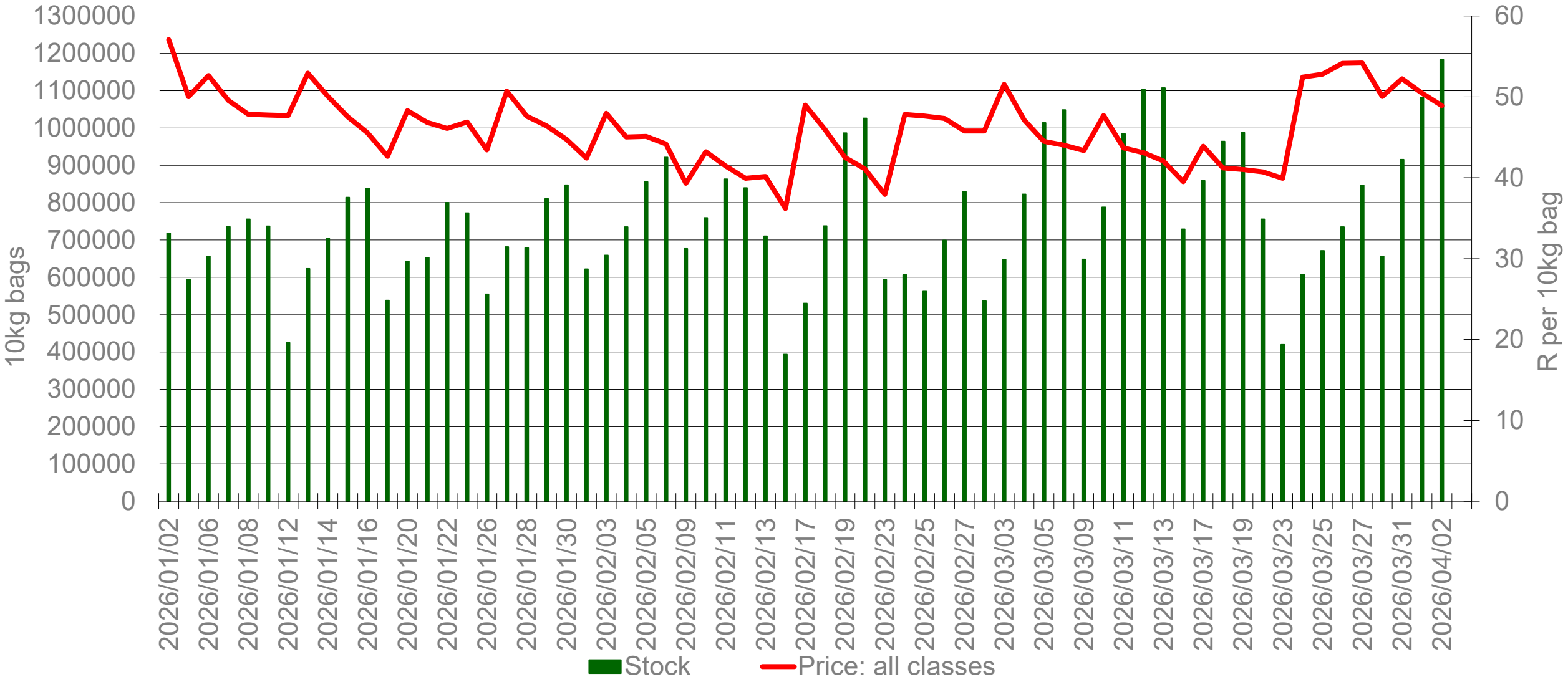
Data disclaimer: Potatoes SA does not take responsibility for the accuracy or interpretation of company data re-purposed by 3rd parties

Monthly sales volumes on markets: Potatoes

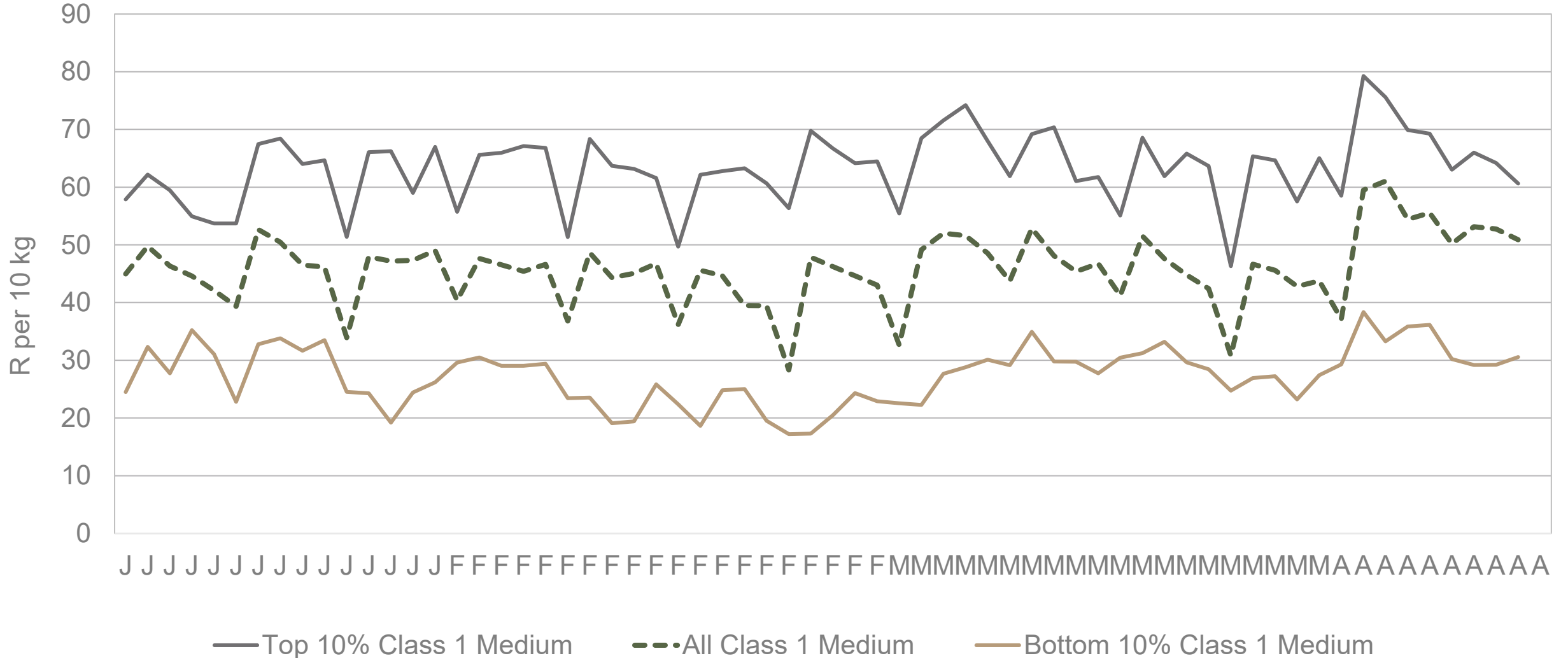


Data disclaimer: Potatoes SA does not take responsibility for the accuracy or interpretation of company data re-purposed by 3rd parties

RSA daily price versus daily available stocks (all classes & all sizes)



JHB market daily : Top 10% versus bottom 10% prices – Class 1 Medium (since January 2026)



Data disclaimer: Potatoes SA does not take responsibility for the accuracy or interpretation of company data re-purposed by 3rd parties

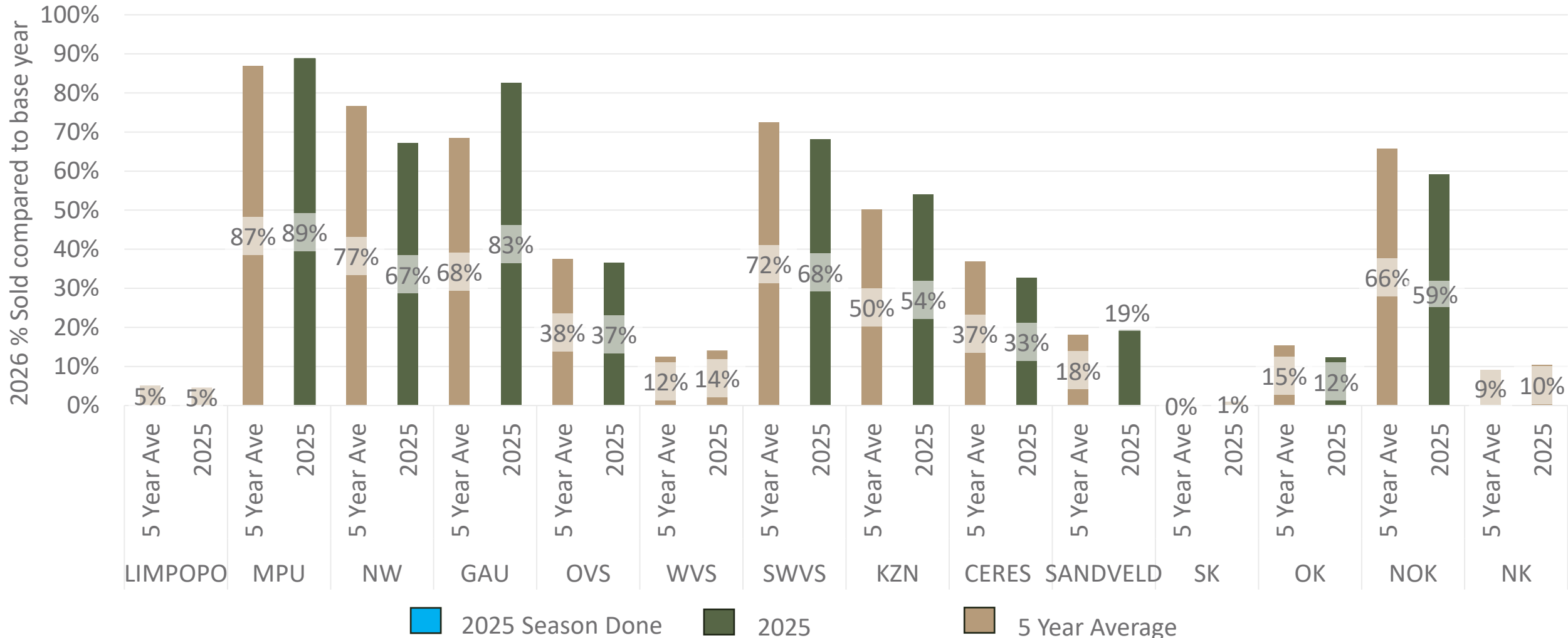
FPM Sales pace comparison per region

2026 compared to 5-year average and 2025



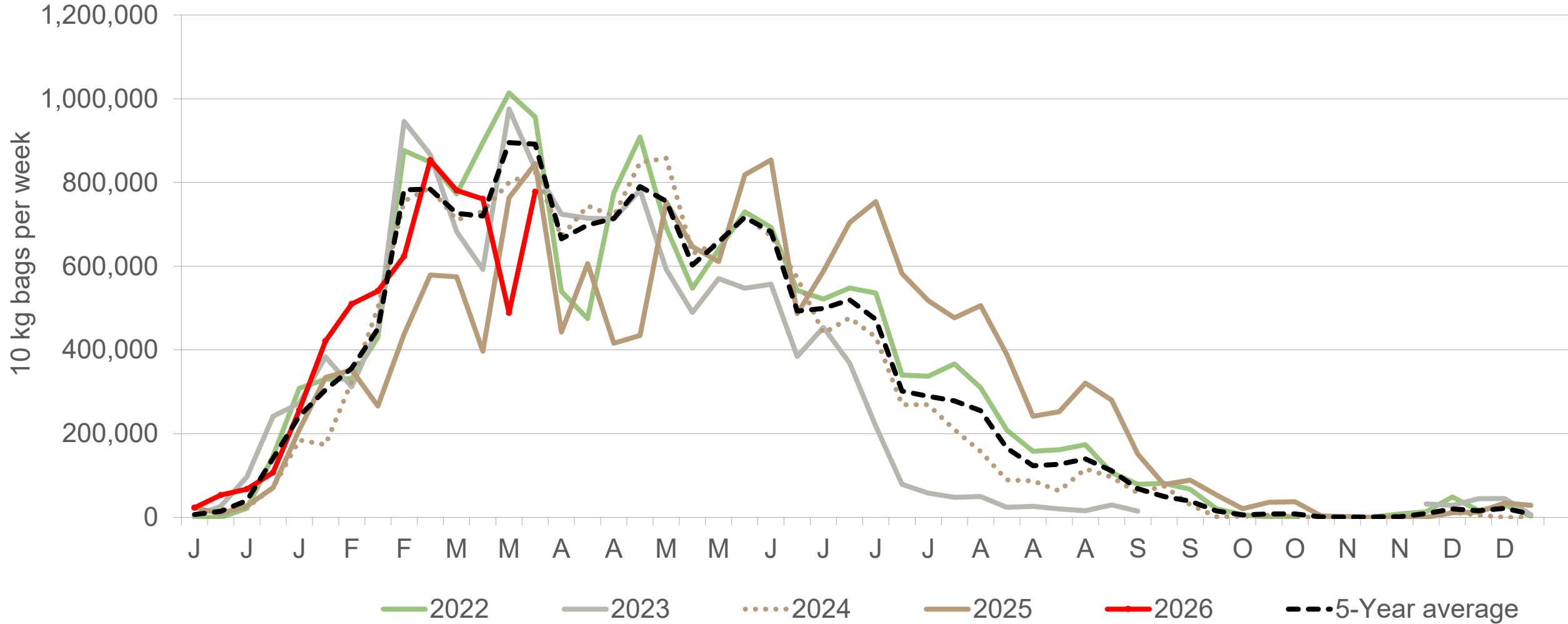
The *FPM Sales pace* compares the current year's cumulative volumes sold on the FPM with the previous year and the five-year average. Differences in these trends reflect variations in hectares planted, regional weather conditions, yield performance, and market timing. Blue indicates regions that are done delivering for this season. Seasons are based on calendar year.

Note: This comparison is based on total volumes sold, not on hectares planted



Data disclaimer: Potatoes SA does not take responsibility for the accuracy or interpretation of company data re-purposed by 3rd parties

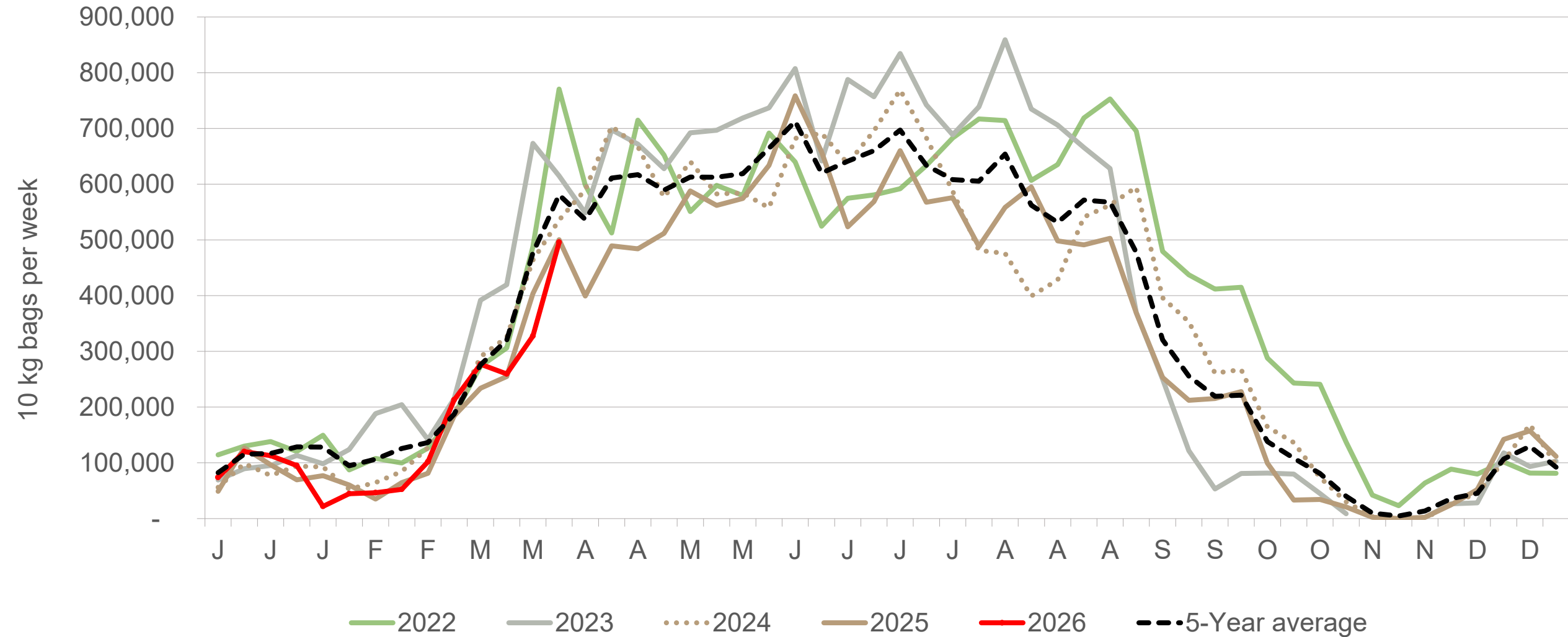
Eastern Free State: Amount of 10 kg bags per week sold on FPMs (all classes)



Sold 28% bags **more** than the first 14 weeks of 2025 and 92,028 **less** than the 5-year average (2021 to 2025) of the first 14 weeks of each year.

Data disclaimer: Potatoes SA does not take responsibility for the accuracy or interpretation of company data re-purposed by 3rd parties

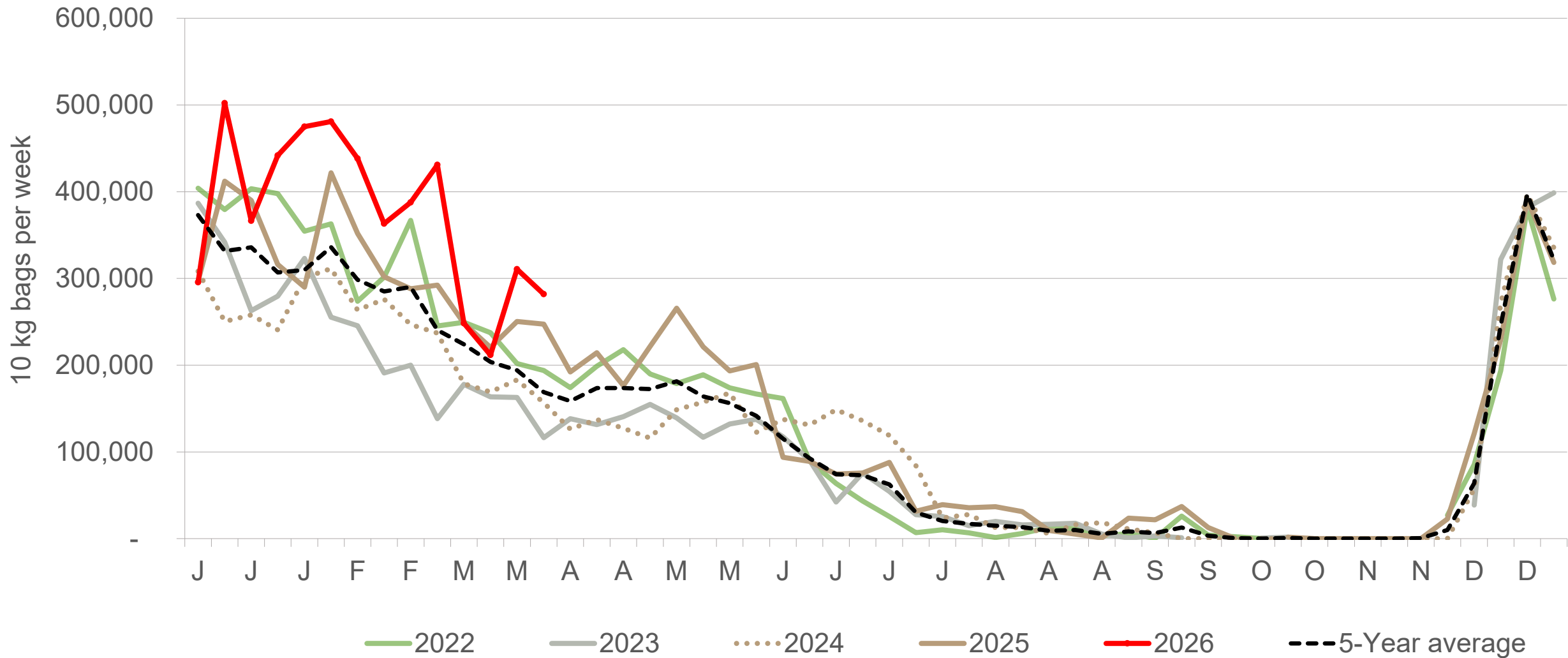
Western Free State : Amount of 10 kg bags per week sold on FPMs (all classes)



Sold 0% bags **more** than the first 14 weeks of 2025 and 634,164 bags **less** than the 5-year average (2021 to 2025) of the first 14 weeks of each year.

Data disclaimer: Potatoes SA does not take responsibility for the accuracy or interpretation of company data re-purposed by 3rd parties

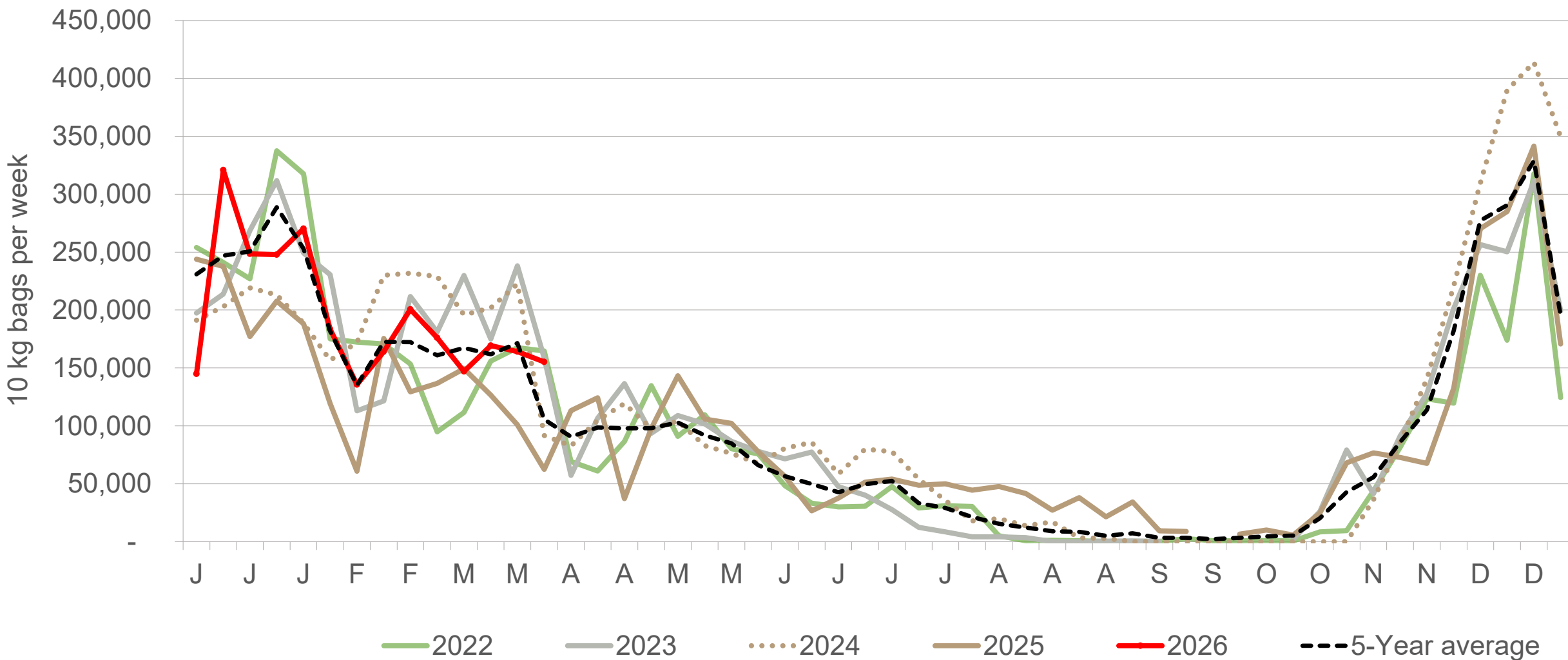
North-West: Amount of 10 kg bags per week sold on FPMs (all classes)



Sold 21% bags **more** than the first 14 weeks of 2025 and 1,337,228 **more** than the 5-year average (2021 to 2025) of the first 14 weeks of each year.

Data disclaimer: Potatoes SA does not take responsibility for the accuracy or interpretation of company data re-purposed by 3rd parties

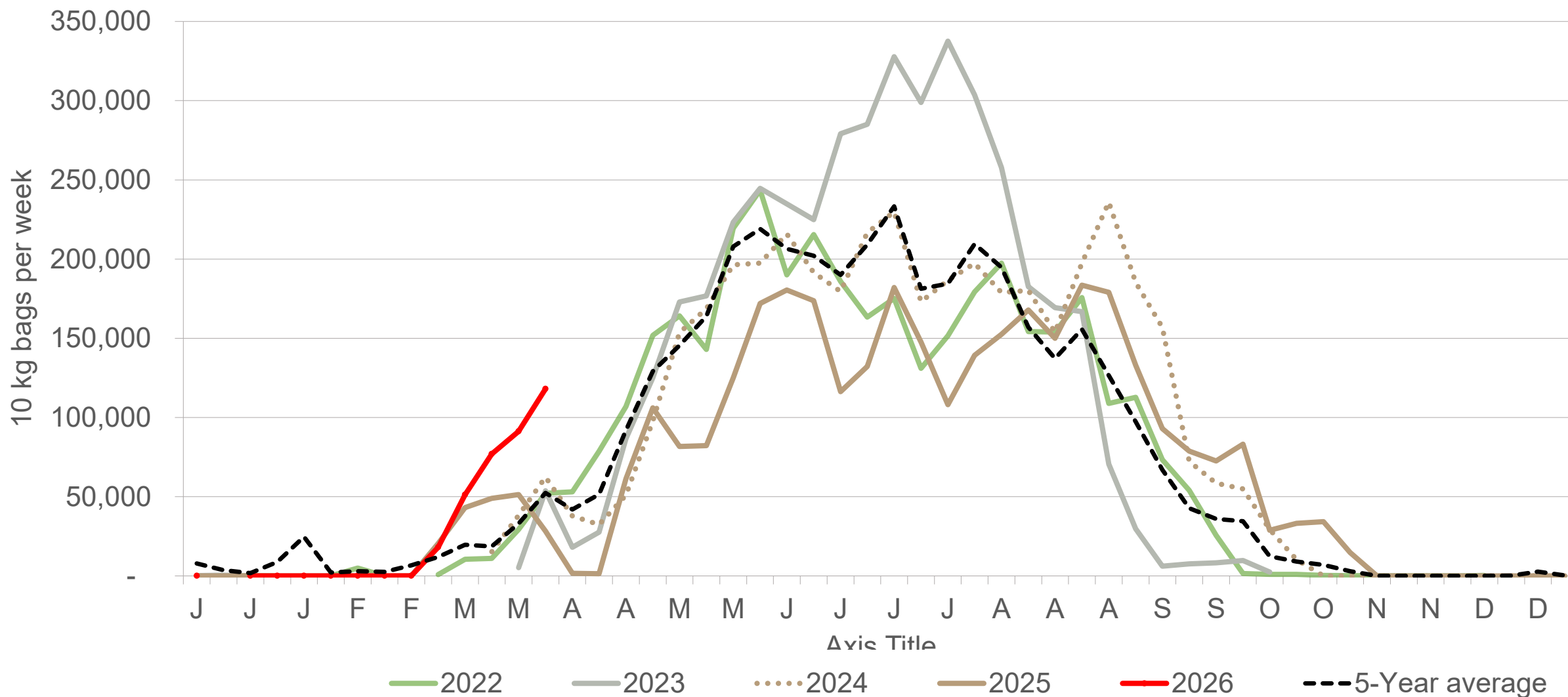
KwaZulu-Natal: Amount of 10 kg bags per week sold on FPMs (all classes)



Sold 29% bags **more** than the first 14 weeks of 2025 and 29,155 bags **more** than the 5-year average (2021 to 2025) of the first 14 weeks of each year.

Data disclaimer: Potatoes SA does not take responsibility for the accuracy or interpretation of company data re-purposed by 3rd parties

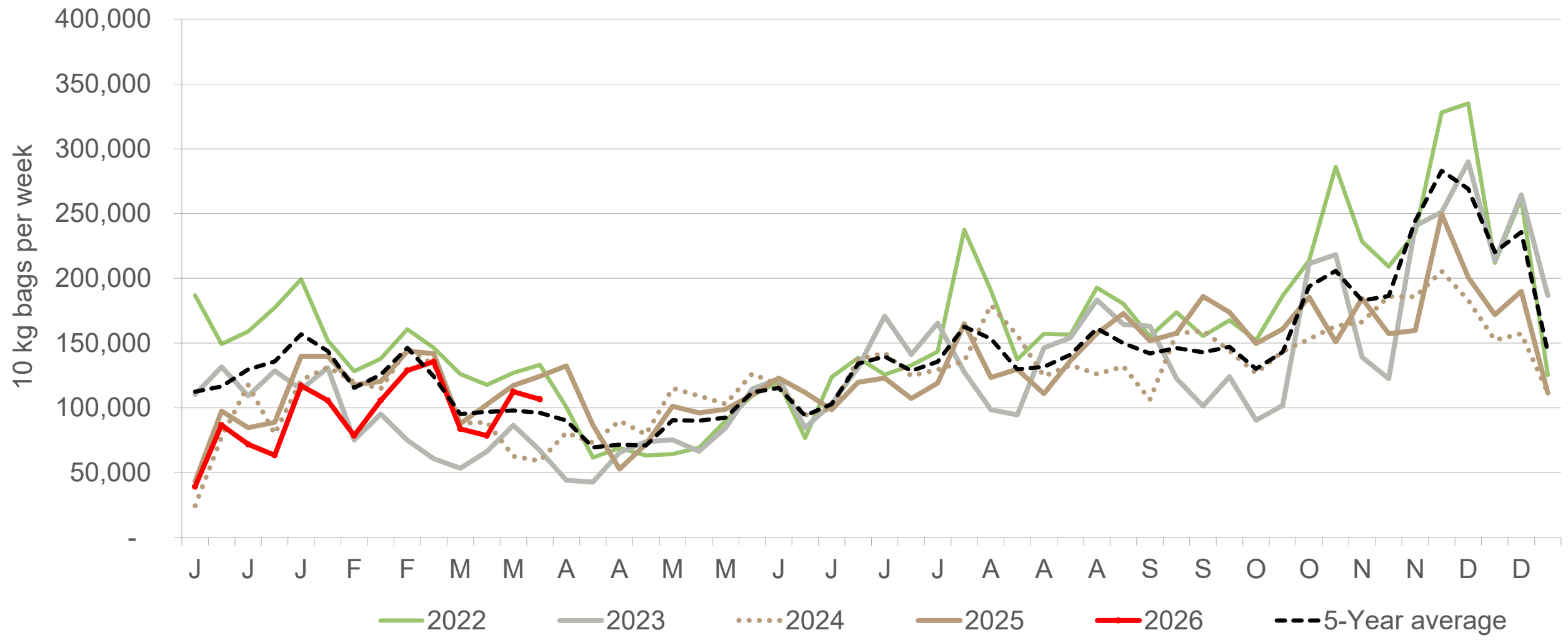
Northern Cape: Amount of 10 kg bags per week sold on FPMs (all classes)



Sold 85% bags **more** than the first 2 weeks of 2025 and 158,588 bags **more** than the 5-year average (2021 to 2025) of the first 14 weeks of each year.

Data disclaimer: Potatoes SA does not take responsibility for the accuracy or interpretation of company data re-purposed by 3rd parties

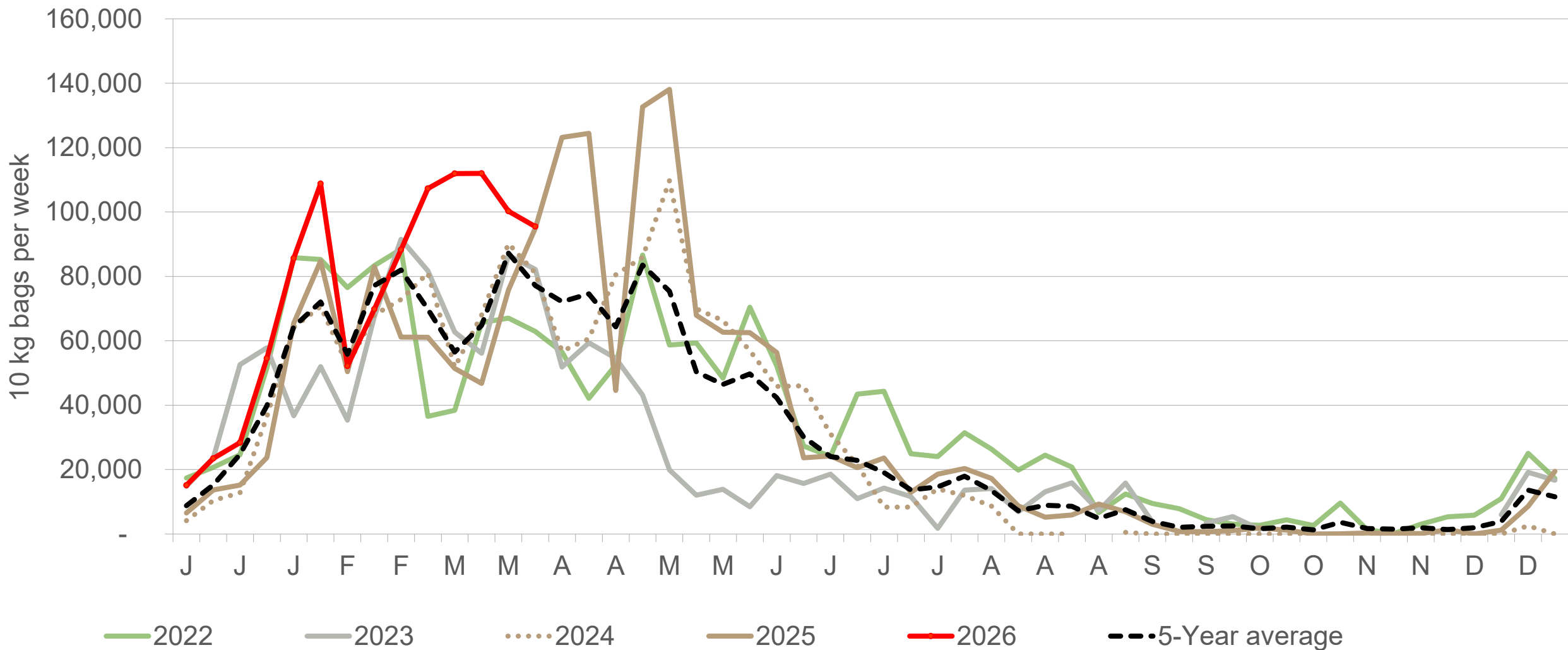
Sandveld: Amount of 10 kg bags per week sold on FPMs (all classes)



Sold 15% bags **less** than the first 14 weeks of 2025 and 378,598 bags **less** than the 5-year average (2021 to 2025) of the first 14 weeks of each year.

Data disclaimer: Potatoes SA does not take responsibility for the accuracy or interpretation of company data re-purposed by 3rd parties

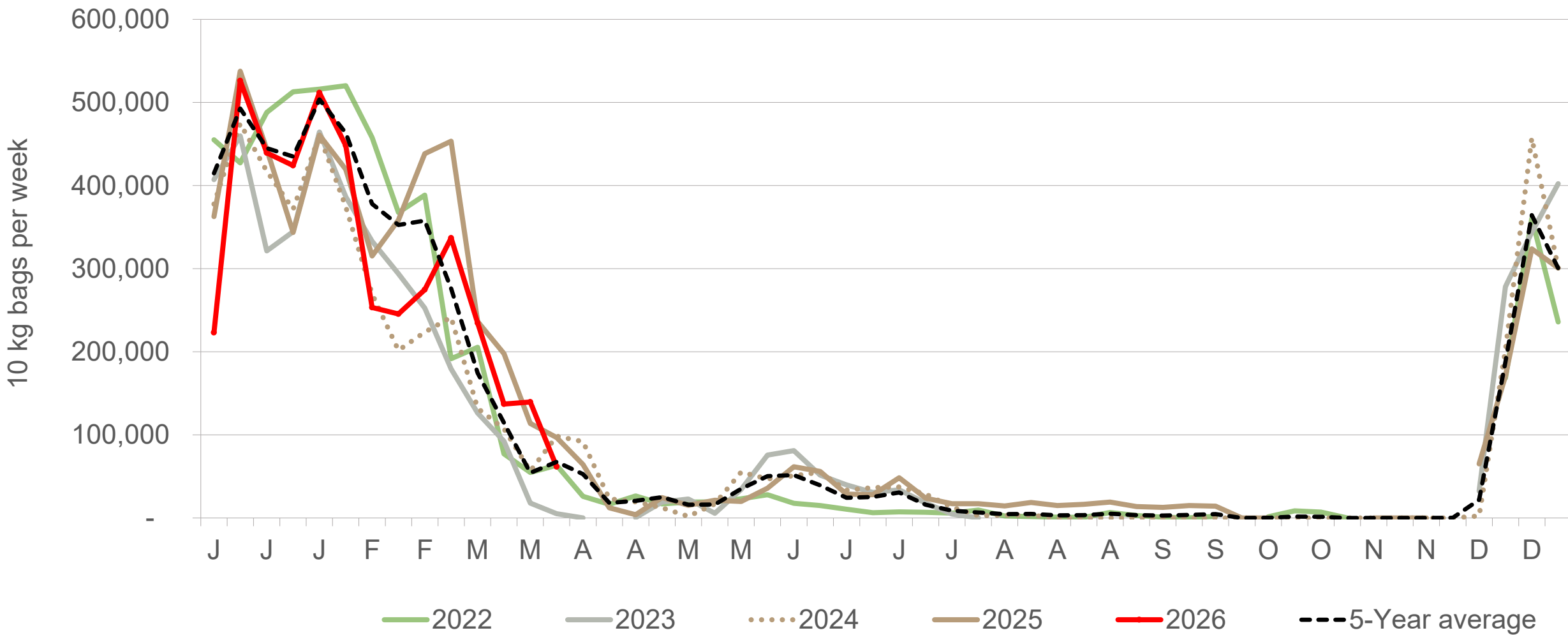
North Eastern Cape: Amount of 10 kg bags per week sold on FPMs (all classes)



Sold 44% bags **more** than the first 14 weeks of 2025 and 257,761 bags **more** than the 5-year average (2021 to 2025) of the first 14 weeks of each year.

Data disclaimer: Potatoes SA does not take responsibility for the accuracy or interpretation of company data re-purposed by 3rd parties

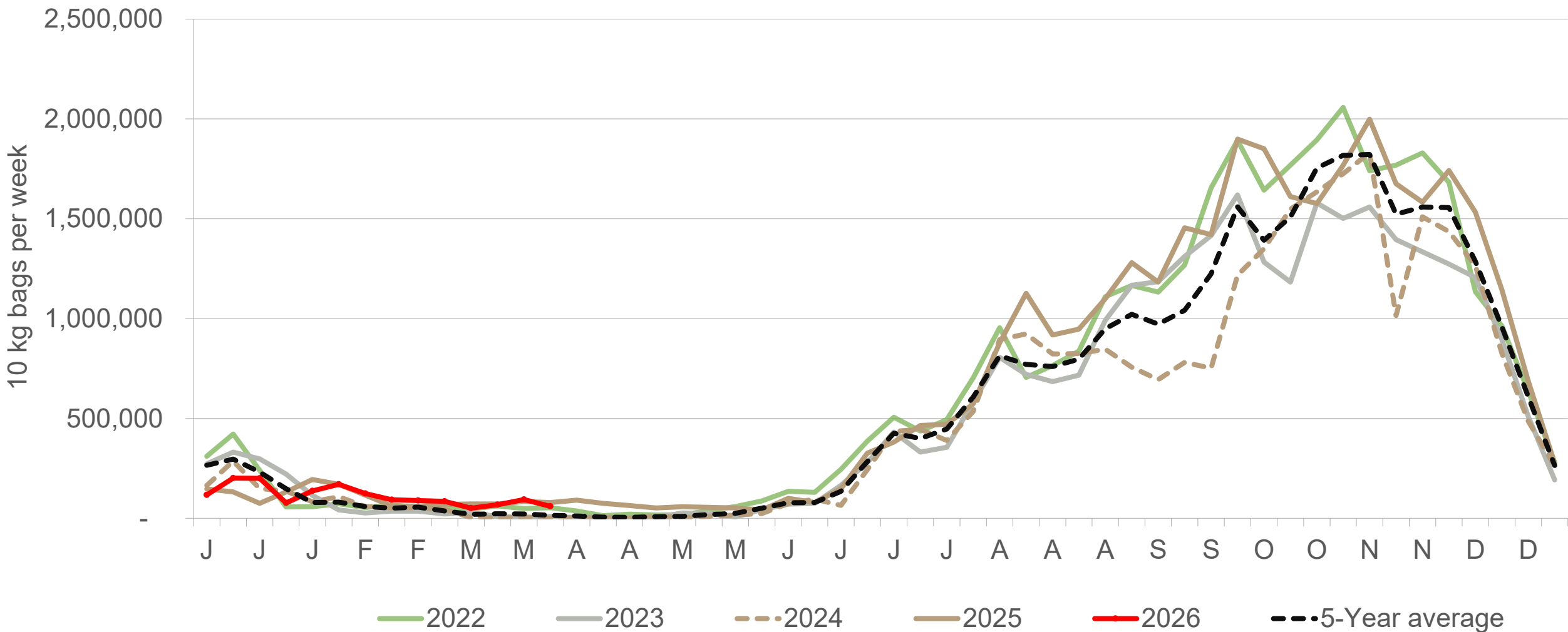
South Western Free State: Amount of 10 kg bags per week sold on FPMs (all classes)



Sold 11% bags **less** than the first 14 weeks of 2025 and 273,517 bags **less** than the 5-year average (2021 to 2025) of the first 14 weeks of each year.

Data disclaimer: Potatoes SA does not take responsibility for the accuracy or interpretation of company data re-purposed by 3rd parties

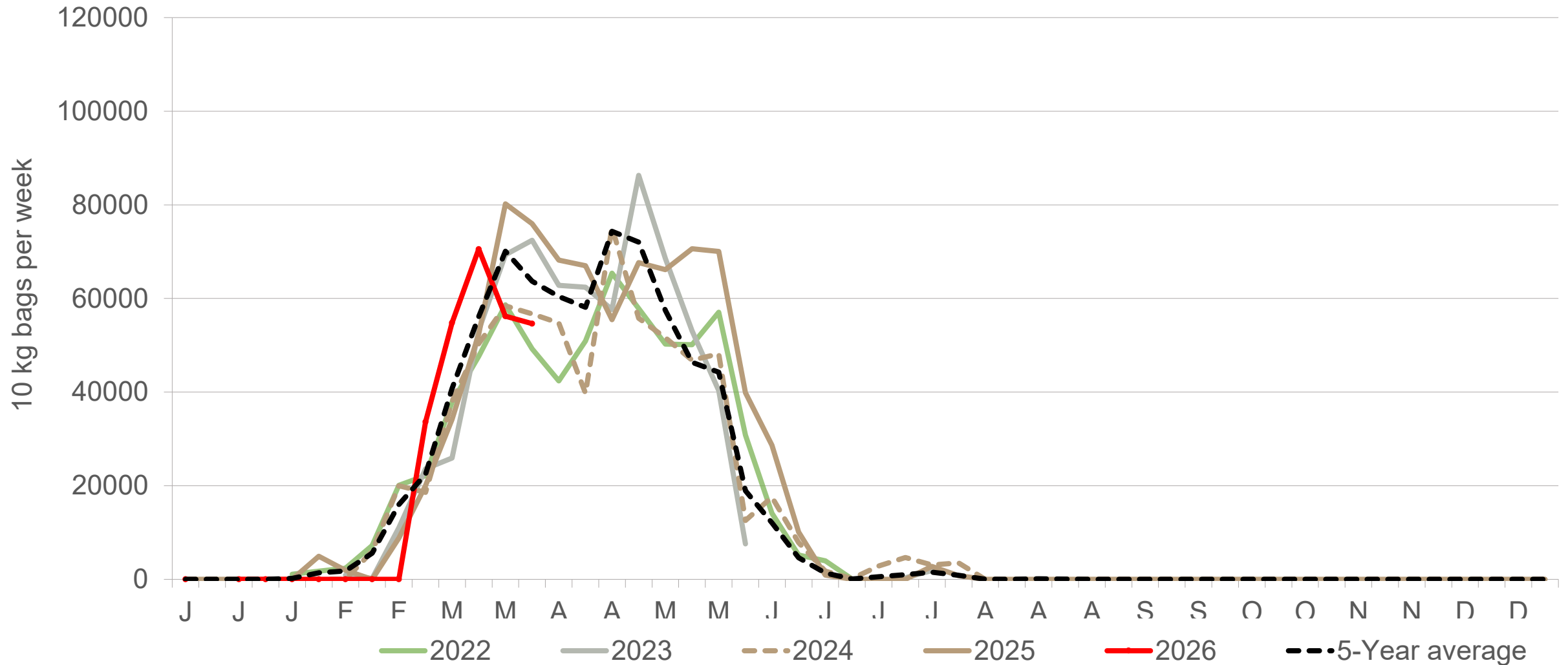
Limpopo: Amount of 10 kg bags per week sold on FPMs (all classes)



Sold 7% bags **more** than the first 14 weeks of 2025 and 201,805 bags **more** than the 5-year average (2021 to 2025) of the first 14 weeks of each year

Data disclaimer: Potatoes SA does not take responsibility for the accuracy or interpretation of company data re-purposed by 3rd parties

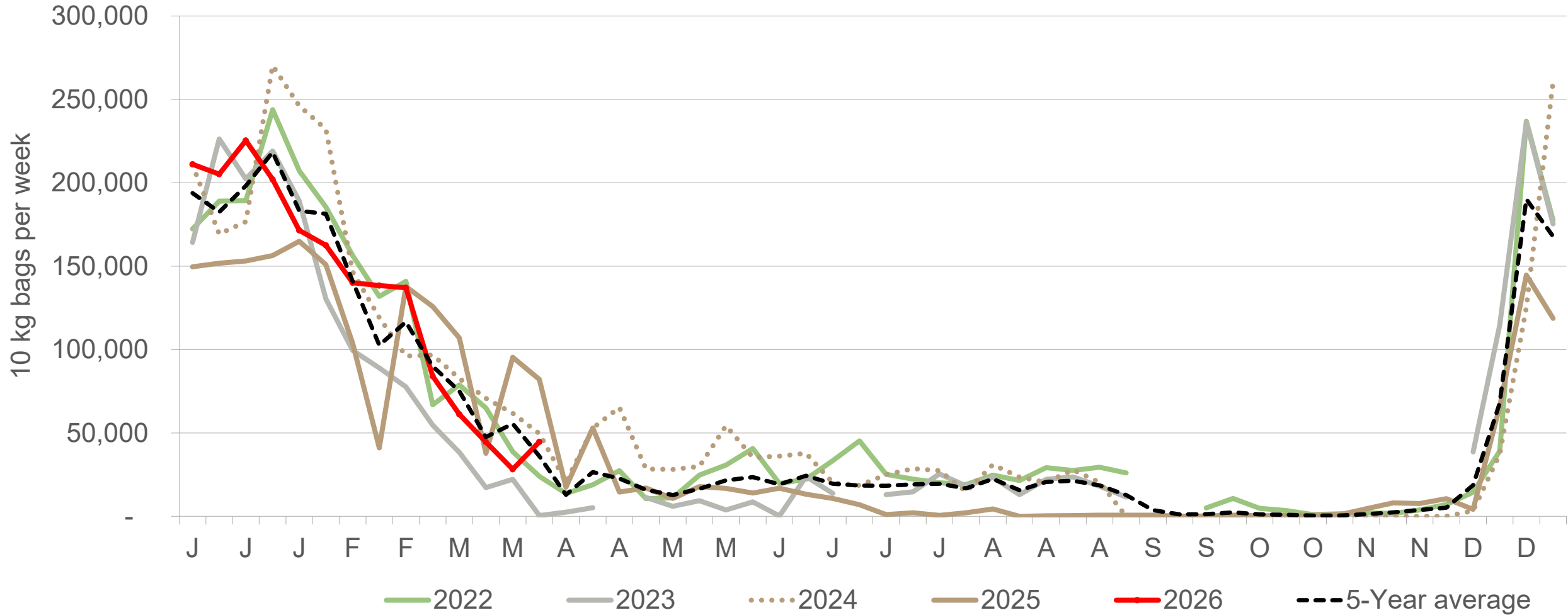
Ceres: Amount of 10 kg bags per week sold on FPMs (all classes)



Sold 3% bags **less** than the first 2 weeks of 2025 and 8,212 bags **less** than the 5-year average (2021 to 2025) of the first 14 weeks of each year.

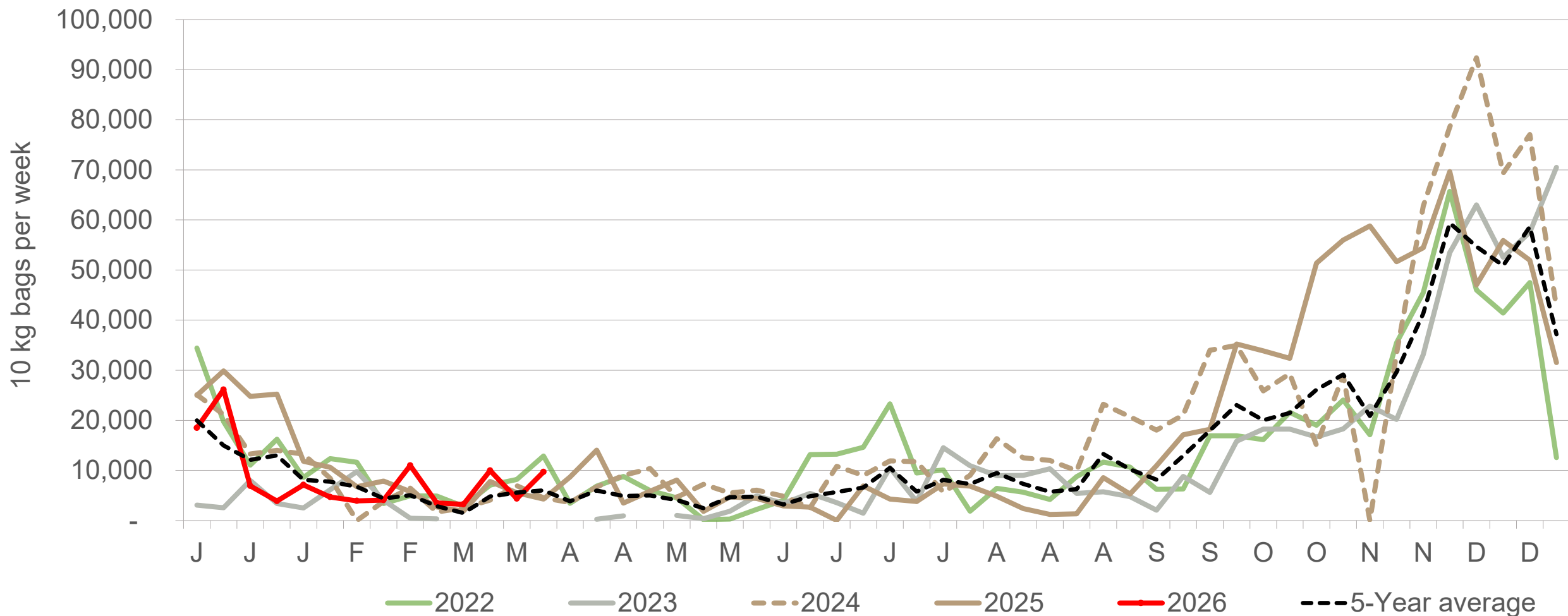
Data disclaimer: Potatoes SA does not take responsibility for the accuracy or interpretation of company data re-purposed by 3rd parties

Gauteng: Amount of 10 kg bags per week sold on FPMs (all classes)



Sold 12% bags **more** than the first 14 weeks of 2025 and 33,988 bags **more** than the 5-year average (2021 to 2025) of the first 14 weeks of each year.

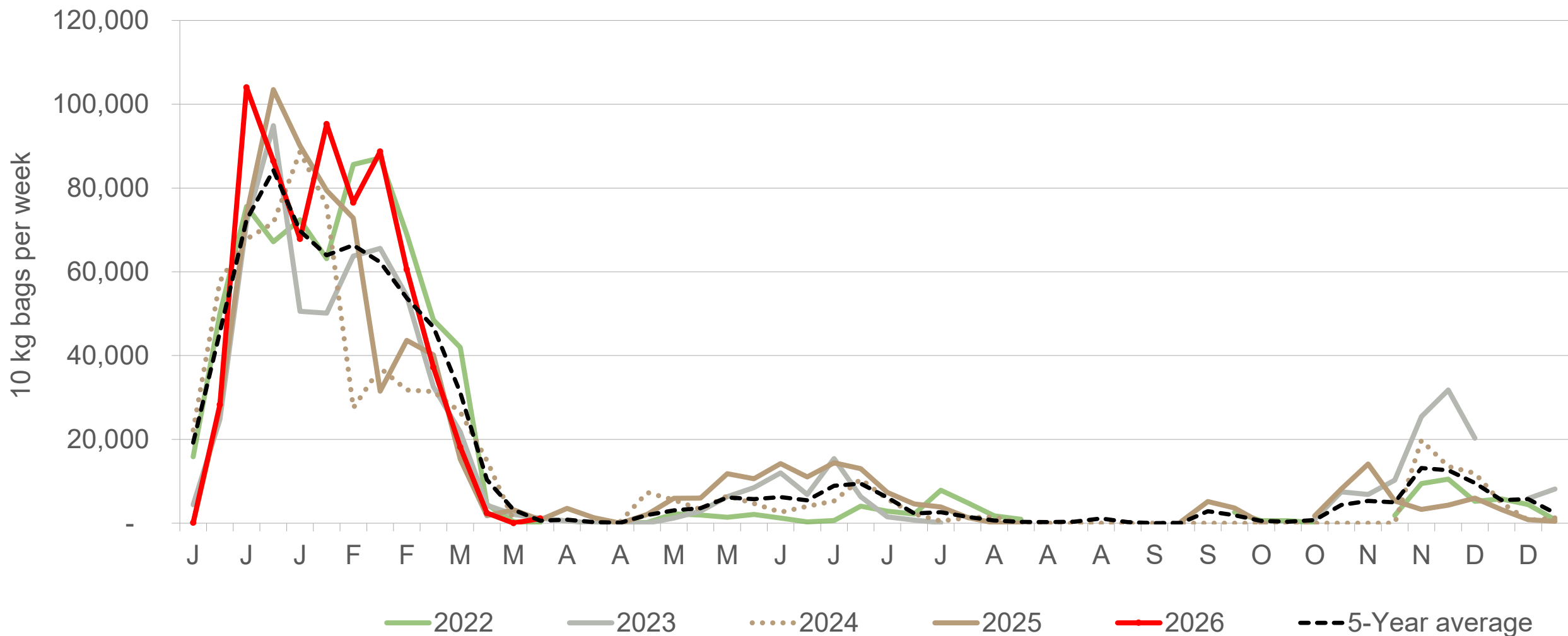
Eastern Cape: Amount of 10 kg bags per week sold on FPMs (all classes)



Sold 31% bags **less** than the first 14 weeks of 2025 and 4,045 bags **more** than the 5-year average (2021 to 2025) of the 14 weeks of each year.

Data disclaimer: Potatoes SA does not take responsibility for the accuracy or interpretation of company data re-purposed by 3rd parties

Mpumalanga: Amount of 10 kg bags per week sold on FPMs (all classes)



Sold 14% bags **more** than the first 14 weeks of 2025 and 36,952 bags **more** than the 5-year average (2021 to 2025) of the 14 weeks of each year.

Data disclaimer: Potatoes SA does not take responsibility for the accuracy or interpretation of company data re-purposed by 3rd parties

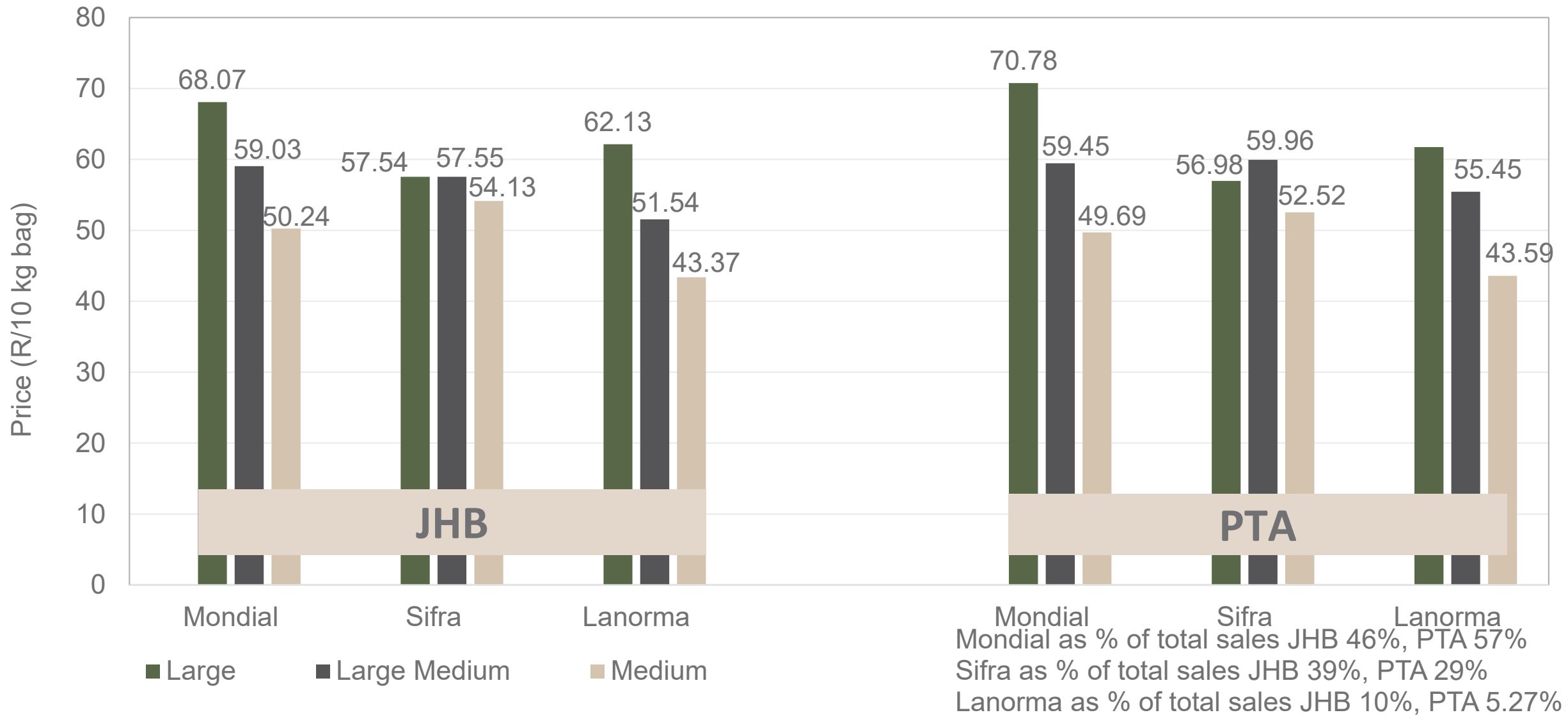
Average weekly prices and volumes for 10 kg bags of potatoes sold on selected markets from selected production regions



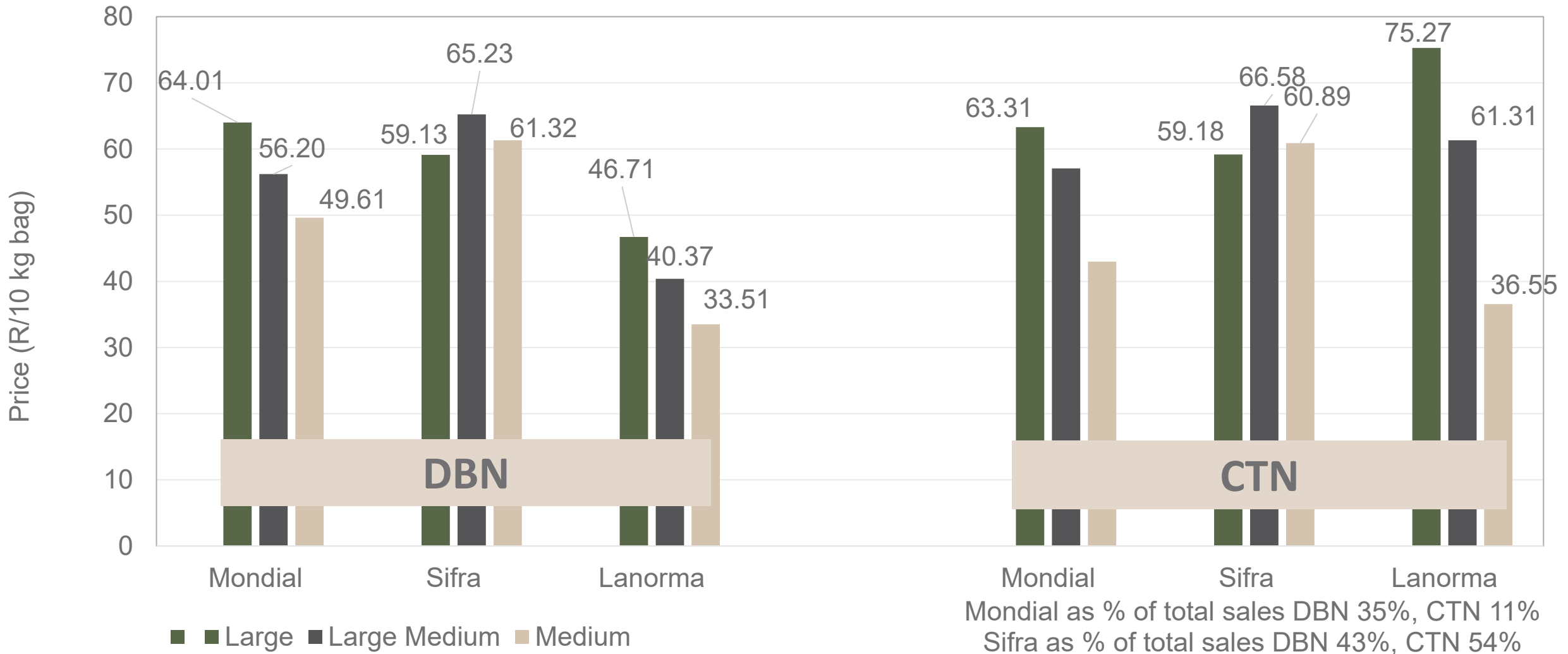
Klas & Grootte	Eastern Free State				Western Free State				North West				South Western Freestate				KwaZulu-Natal				North Eastern Cape				All Regions		
	JOH		PRE		JOH		PRE		JOH		PRE		JOH		PRE		DUR		PIE		POR		EAS		All Markets		
	Volume 10kg	Prices R/10kg	Volume 10kg	Prices R/10kg	Volume 10kg	Prices R/10kg	Volume 10kg	Prices R/10kg	Volume 10kg	Prices R/10kg	Volume 10kg	Prices R/10kg	Volume 10kg	Prices R/10kg	Volume 10kg	Prices R/10kg	Volume 10kg	Prices R/10kg	Volume 10kg	Prices R/10kg	Volume 10kg	Prices R/10kg	Volume 10kg	Prices R/10kg	Volume 10kg	Prices R/10kg	
1L	89 984	68.59	40 671	70.21	33 486	59.33	19 364	57.99	13 868	56.77	8 241	59.13	16 115	39.77	2 496	49.65	21 788	61.78	4 892	53.45	5 088	59.55	3 995	59.25	445 374	62.55	
1L/M	76 512	58.01	41 716	58.55	58 384	57.91	28 092	58.00	25 549	59.23	15 773	63.18	6 490	53.39	1 418	51.92	22 895	53.80	2 222	53.69	5 897	57.34	4 351	53.65	534 757	57.52	
1M	51 999	50.94	30 953	48.29	41 455	56.24	21 446	51.79	19 269	57.28	7 825	54.89	4 160	47.31	637	48.19	11 617	50.60	3 459	43.84	8 853	57.84	10 146	57.11	414 214	52.26	
1S	11 495	28.51	5 335	29.25	8 571	28.29	1 223	30.46	18 272	30.25	1 331	37.12	518	25.42	50	10.40	210	35.19	82	21.46	1 570	47.81	4 136	53.76	116 043	32.00	
1S/M	8 869	36.54	5 184	40.63	15 148	40.49	6 599	41.14	15 629	42.03	3 916	45.57	2 057	30.30	623	36.96	737	20.75	320	40.09	692	51.60	314	57.44	139 297	41.05	
1XL	5 732	62.77	-	-	-	-	-	-	-	-	-	-	-	-	-	-	-	-	-	-	-	-	-	-	10 869	56.25	
1XS	3 054	18.62	-	-	4 758	29.89	-	-	5 598	39.91	-	-	1 556	18.56	-	-	-	-	-	-	-	-	-	-	17 268	30.33	
1XXS	-	-	-	-	11	29.45	-	-	309	41.13	-	-	-	-	-	-	-	-	-	-	-	-	-	-	484	41.90	
2L	25 726	55.86	22 078	60.18	3 160	52.31	8 688	50.32	4 031	48.98	1 366	54.25	433	48.35	780	45.43	2 180	54.70	554	19.86	1 718	55.20	2 942	52.51	134 912	54.61	
2L/M	12 392	48.49	13 782	51.31	4 137	49.36	13 713	49.94	1 447	47.60	1 799	58.39	246	41.20	23	36.09	3 817	46.27	272	27.94	1 430	53.96	1 708	49.98	126 917	46.90	
2M	10 284	40.96	13 635	39.80	7 751	42.37	8 623	43.52	4 236	31.30	1 456	49.79	358	34.32	217	42.04	2 989	35.08	1 756	33.80	2 292	48.64	3 491	45.78	130 360	39.35	
2S	2 982	25.58	7 087	29.99	1 471	21.86	1 185	25.95	-	-	342	31.61	3	20.00	-	-	980	25.61	67	26.19	219	37.06	2 309	38.11	37 320	25.46	
2S/M	1 979	29.00	1 211	34.53	2 603	35.10	1 318	35.40	329	10.00	737	44.55	-	-	5	20.00	-	-	-	-	-	-	-	-	26 282	28.42	
2XL	-	-	-	-	-	-	-	-	-	-	-	-	-	-	-	-	-	-	-	-	-	-	-	-	240	45.33	
2XS	-	-	-	-	-	-	-	-	-	-	-	-	-	-	-	-	-	-	-	-	-	-	-	-	797	12.13	
2XXS	-	-	-	-	-	-	-	-	-	-	-	-	-	-	-	-	-	-	-	-	-	-	-	-	-	-	-
3L	8 687	45.57	15 191	47.62	330	41.67	699	39.27	26	47.69	219	40.00	694	41.34	-	-	2 293	42.02	-	-	-	-	180	7.50	43 943	43.81	
3L/M	9 132	35.48	5 862	41.31	3 432	35.54	1 760	36.56	4 201	39.60	3 300	41.17	-	-	-	-	1 124	38.53	-	-	-	-	440	30.76	54 856	37.87	
3M	9 441	29.27	11 129	36.94	3 835	27.18	3 608	32.88	2 558	35.04	1 100	33.66	1 230	27.50	1	30.00	366	30.00	-	-	2 902	33.13	990	36.81	72 891	31.44	
3S/M	412	28.42	6 598	30.38	-	-	220	20.07	110	20.00	85	20.00	-	-	-	-	-	-	-	-	-	-	-	-	13 540	27.14	
3XS	-	-	-	-	-	-	-	-	-	-	-	-	-	-	-	-	-	-	-	-	-	-	-	-	90	3.58	
3XXS	-	-	-	-	-	-	-	-	-	-	-	-	-	-	-	-	-	-	-	-	-	-	-	-	-	-	-
4L	-	-	3 950	37.70	-	-	79	57.85	-	-	-	-	-	-	-	-	-	-	-	-	-	-	-	-	5 797	38.33	
4L/M	-	-	720	40.83	-	-	-	-	-	-	-	-	-	-	-	-	-	-	-	-	-	-	-	-	3 365	28.10	
4M	-	-	1 341	29.30	-	-	-	-	-	-	-	-	-	-	-	-	-	-	-	-	180	29.72	-	-	3 744	26.09	
4S	-	-	-	-	-	-	-	-	-	-	-	-	-	-	-	-	-	-	-	-	-	-	-	-	205	6.80	
4S/M	-	-	220	20.36	-	-	-	-	-	-	-	-	-	-	-	-	-	-	-	-	-	-	-	-	765	22.75	
Total	329 010	54.52	227 170	51.94	188 532	51.76	117 647	50.92	115 432	47.75	48 994	54.64	33 860	41.18	6 359	47.10	70 996	53.03	13 625	46.00	32 036	52.69	35 392	51.91	2 367 216	50.23	

Data disclaimer: Potatoes SA does not take responsibility for the accuracy or interpretation of company data re-purposed by 3rd parties

PTA & JHB markets: Average Prices - Different Sizes (only 10 kg bags)



DBN & CTN markets: Average Prices - Different Sizes (only 10 kg bags)




Mondial as % of total sales DBN 35%, CTN 11%
 Sifra as % of total sales DBN 43%, CTN 54%
 Lanorma as % of total sales DBN 6.66%, CTN 22%

Thank you for your time


Feel free to contact us

 Lebo@potatoes.co.za

Jodie@potatoes.co.za

 +27 (0)12 349 1906

 6 De Havilland Crescent
Persequor Techno Park
Persequor Park
Pretoria

 www.potatoes.co.za



Potatoes
Aartappels SA