



Weekly Market Information

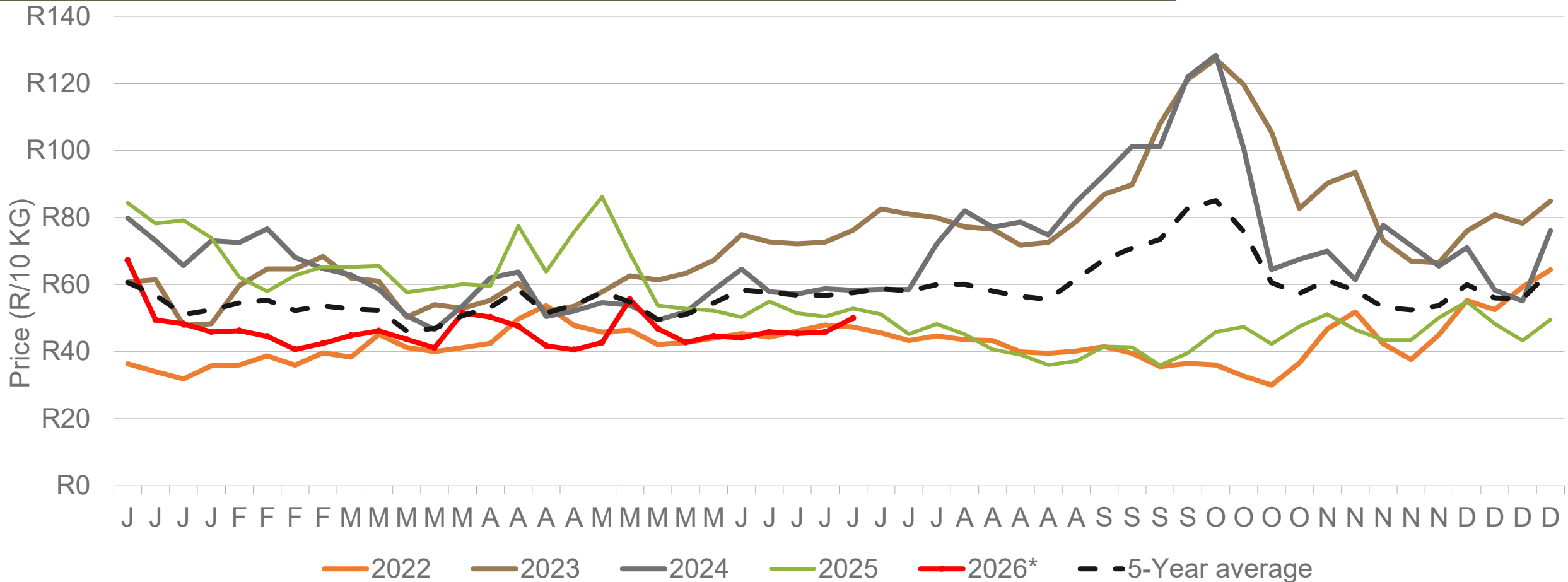
3 July 2026



Potatoes
Aartappels SA

www.potatoes.co.za


Average weekly price – all markets & all classes



Number of bags sold

1%

(Week on Week)



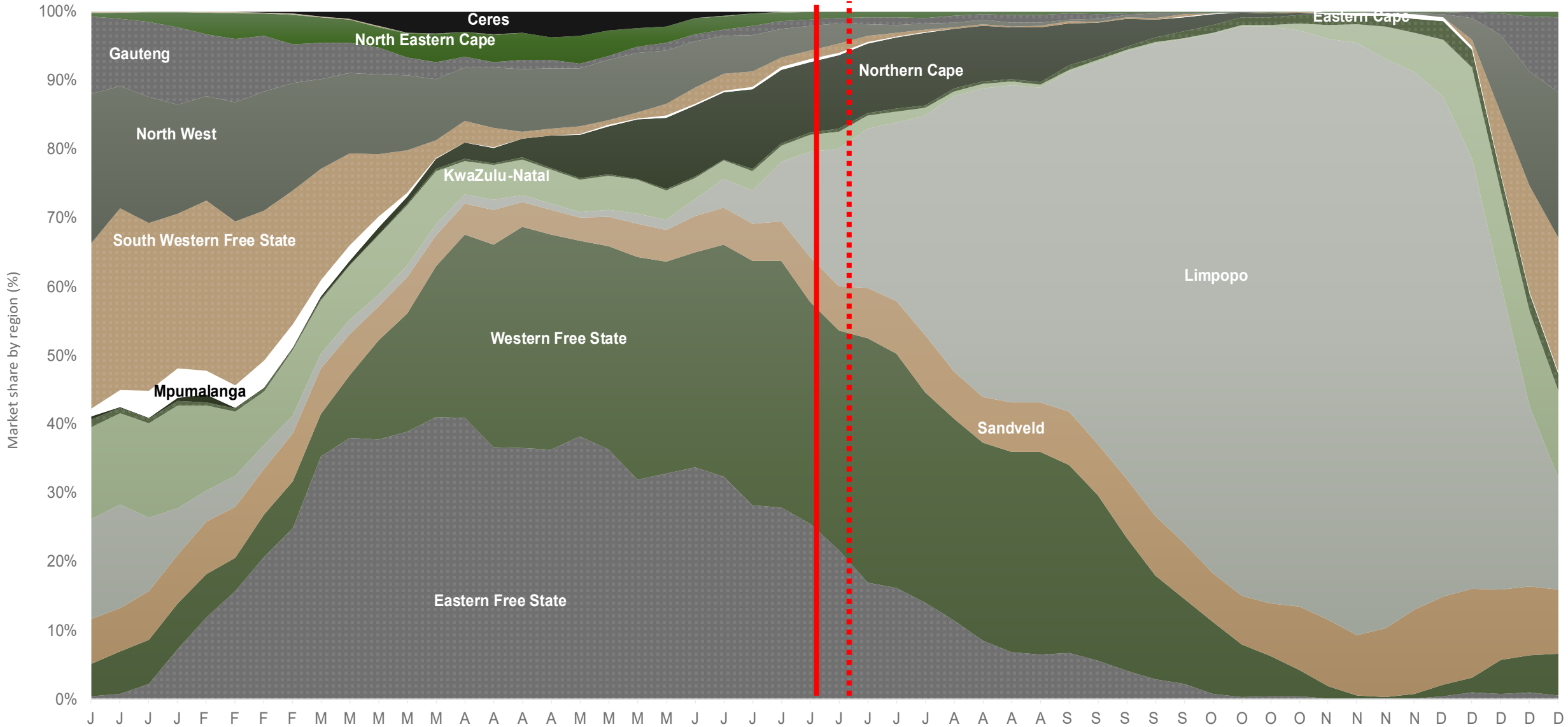
Average weekly price

9%

(Week on week)

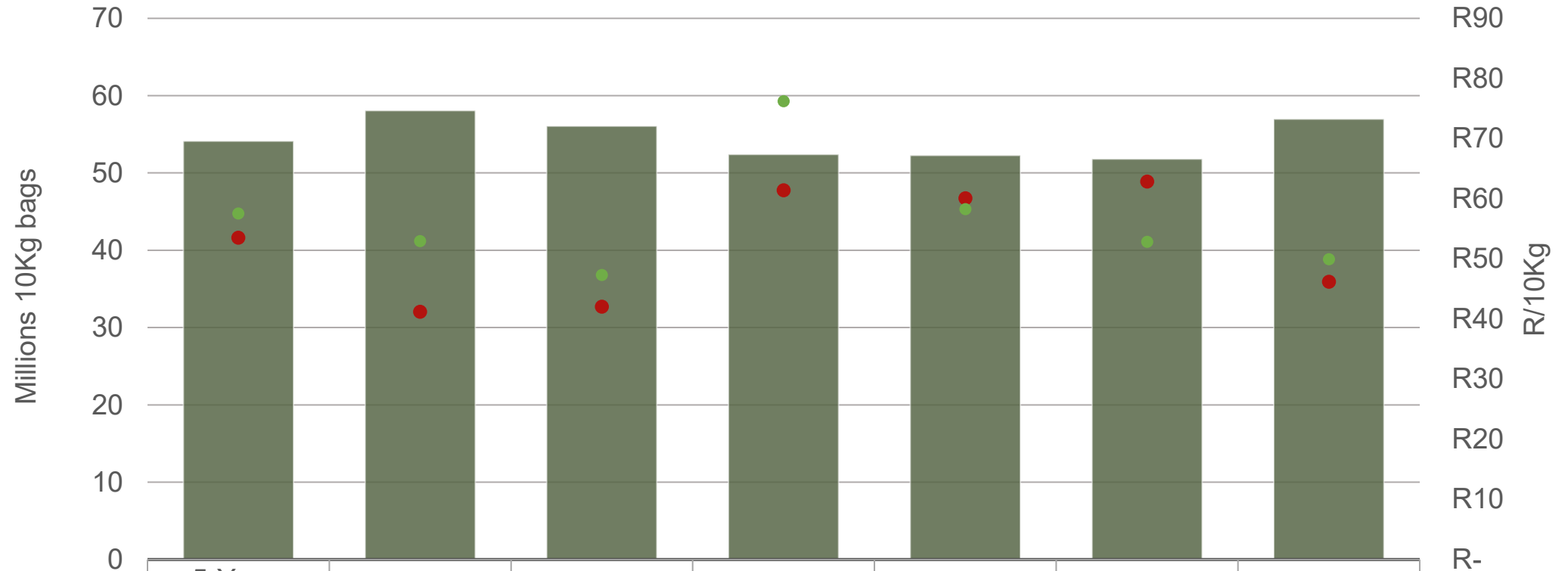


Market share of regions on fresh produce markets 2021-2025



Data disclaimer: Potatoes SA does not take responsibility for the accuracy or interpretation of company data re-purposed by 3rd parties

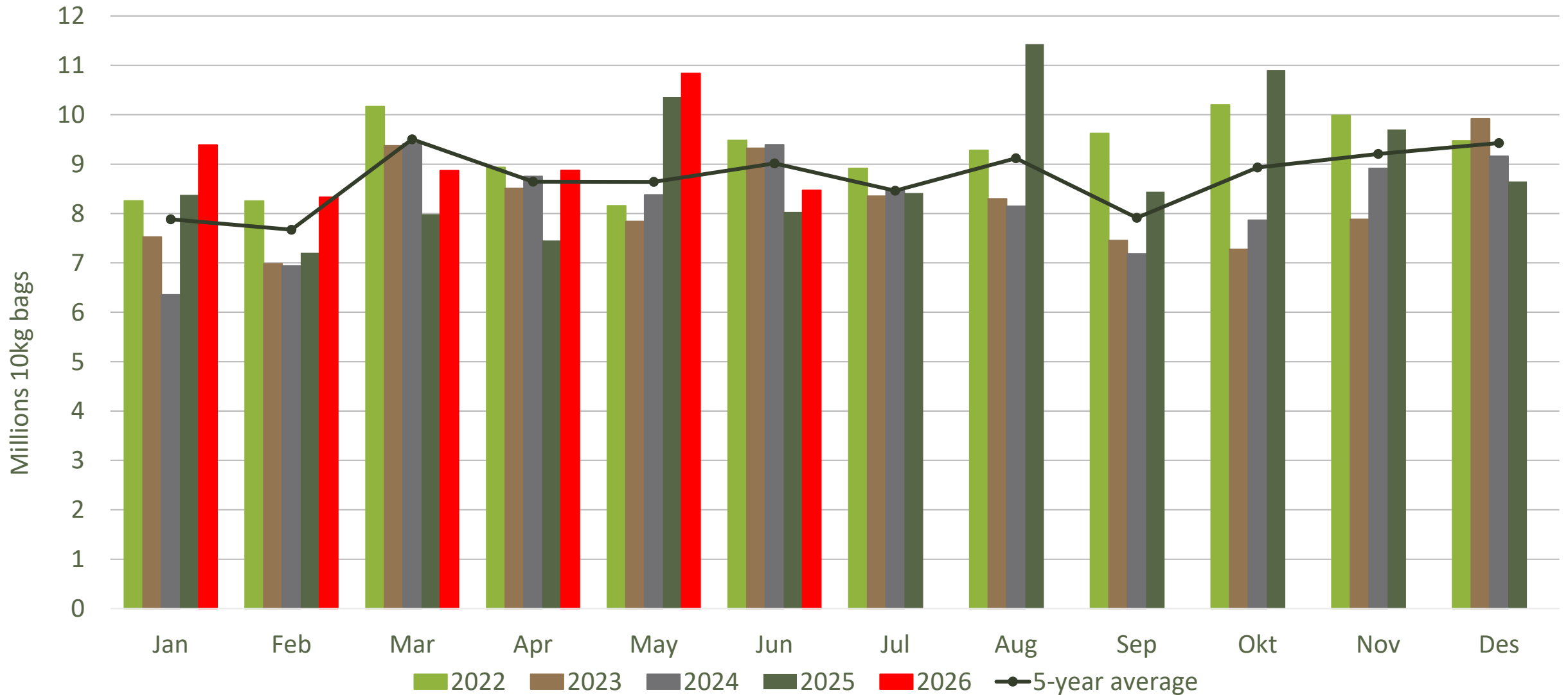
Cumulative total number of 10 kg bags sold on markets



Sold 2,841,961 bags **more** than the **5-year average** (2021 to 2025) for the first 27 weeks of 2026

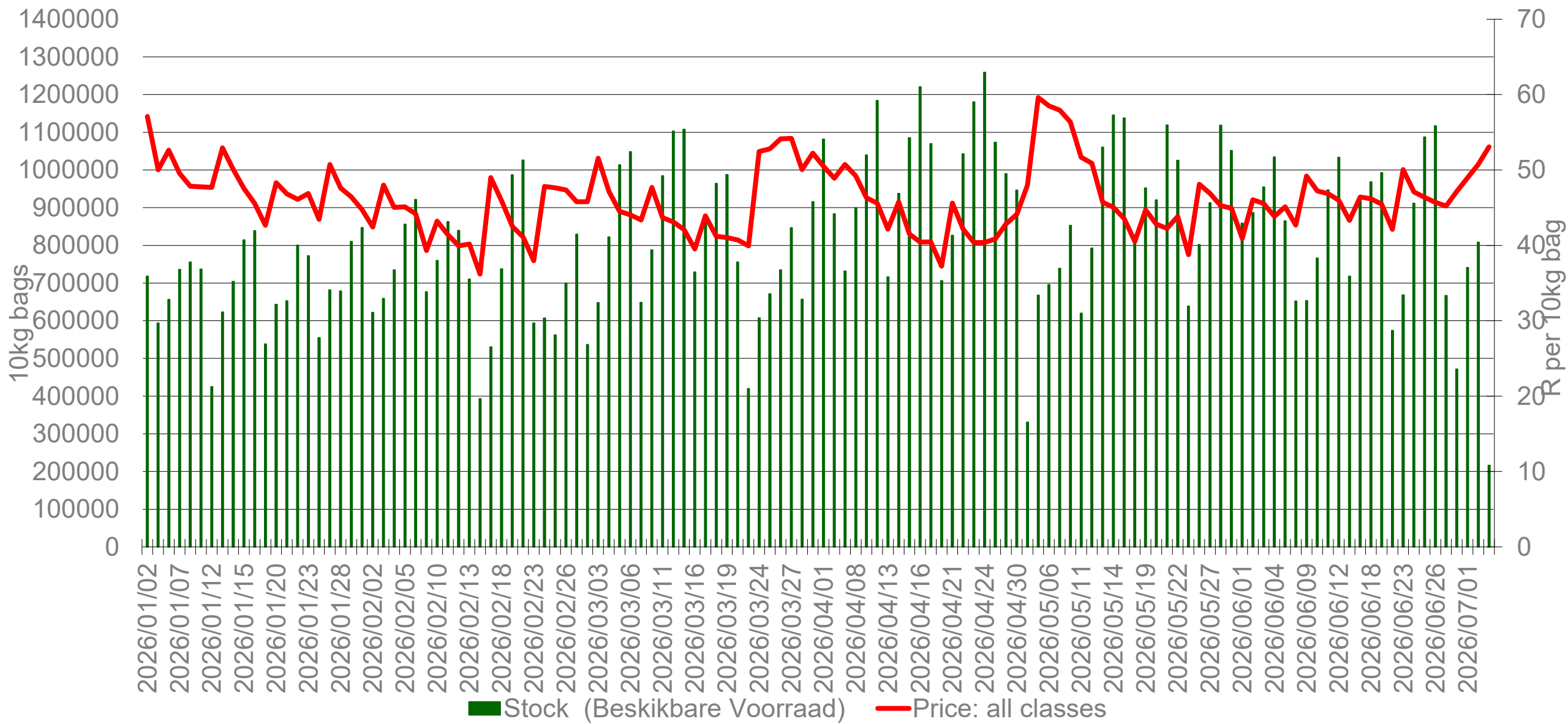
Data disclaimer: Potatoes SA does not take responsibility for the accuracy or interpretation of company data re-purposed by 3rd parties

Monthly sales volumes on markets: Potatoes



Data disclaimer: Potatoes SA does not take responsibility for the accuracy or interpretation of company data re-purposed by 3rd parties

RSA daily price versus daily available stocks (all classes & all sizes)



Data disclaimer: Potatoes SA does not take responsibility for the accuracy or interpretation of company data re-purposed by 3rd parties

JHB market daily : Top 10% versus bottom 10% prices – Class 1 Medium (since January 2026)



Data disclaimer: Potatoes SA does not take responsibility for the accuracy or interpretation of company data re-purposed by 3rd parties

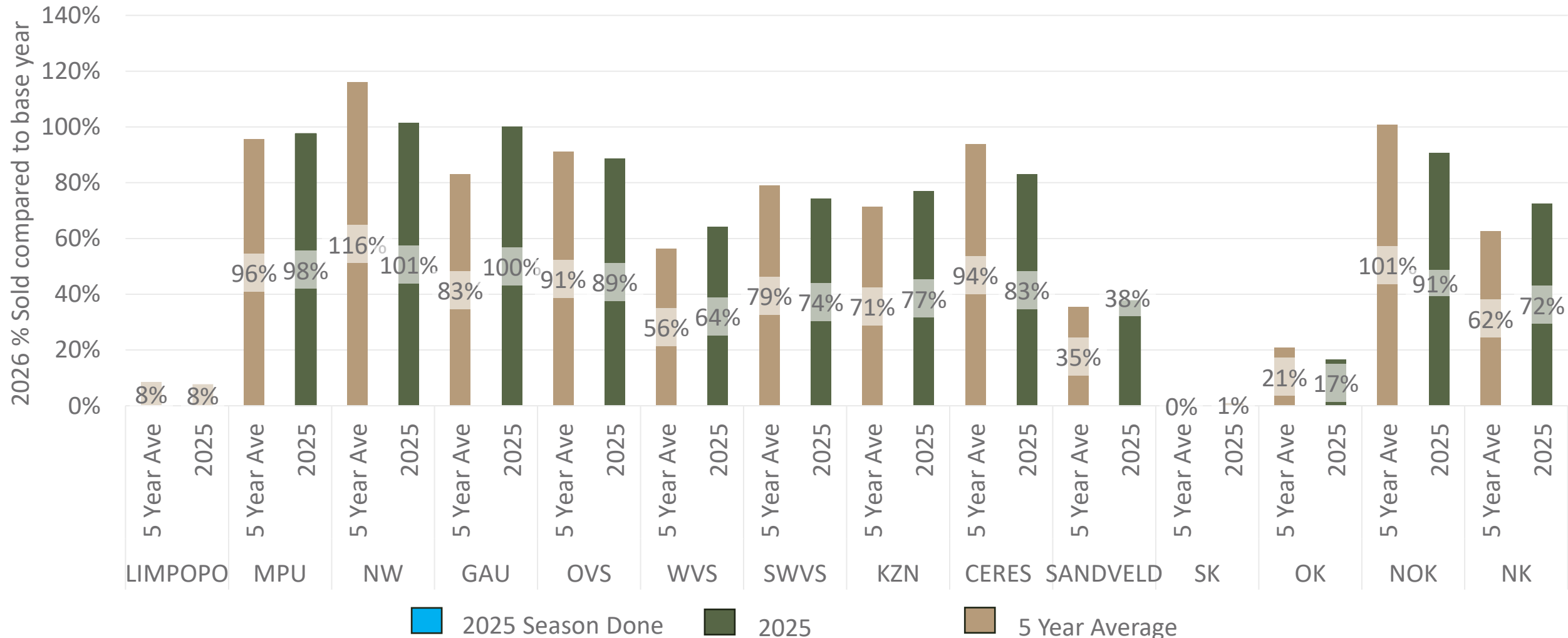
FPM Sales pace comparison per region

2026 compared to 5-year average and 2025



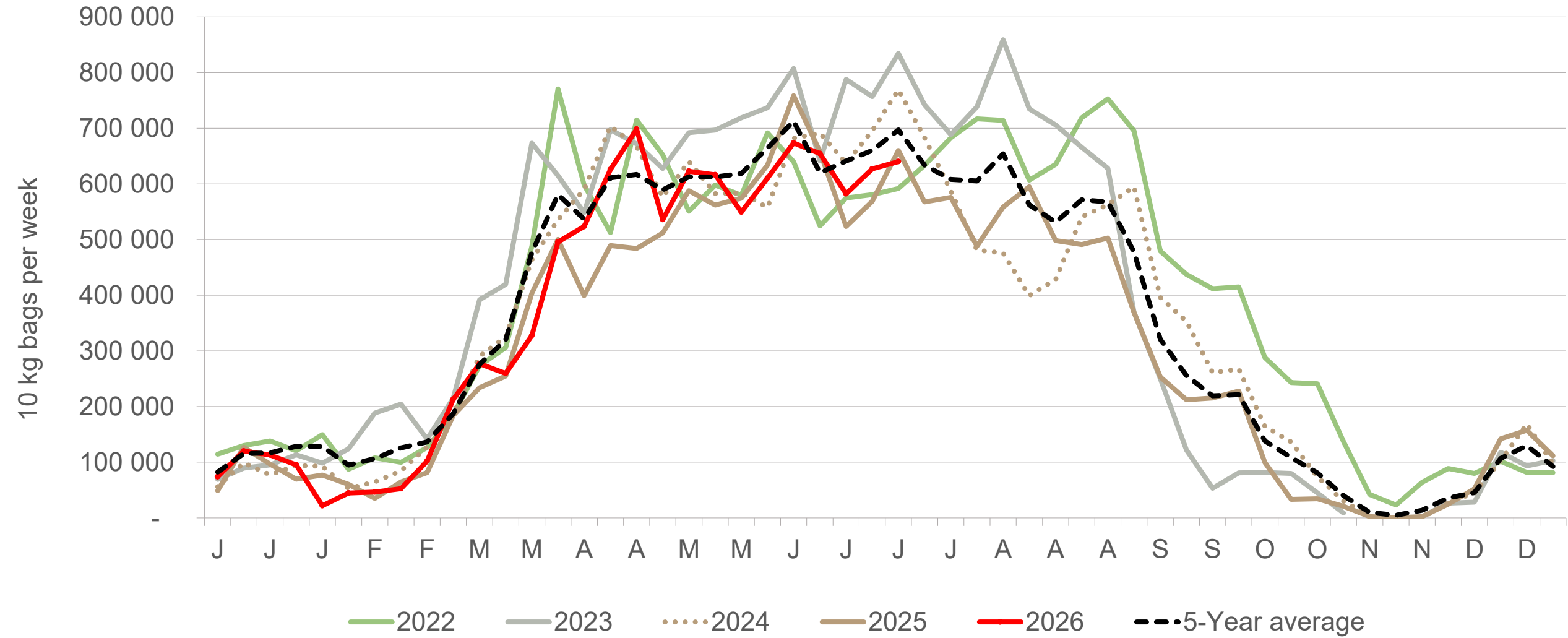
The *FPM Sales pace* compares the current year's cumulative volumes sold on the FPM with the previous year and the five-year average. Differences in these trends reflect variations in hectares planted, regional weather conditions, yield performance, and market timing. Blue indicates regions that are done delivering for this season. Seasons are based on calendar year.

Note: This comparison is based on total volumes sold, not on hectares planted



Data disclaimer: Potatoes SA does not take responsibility for the accuracy or interpretation of company data re-purposed by 3rd parties

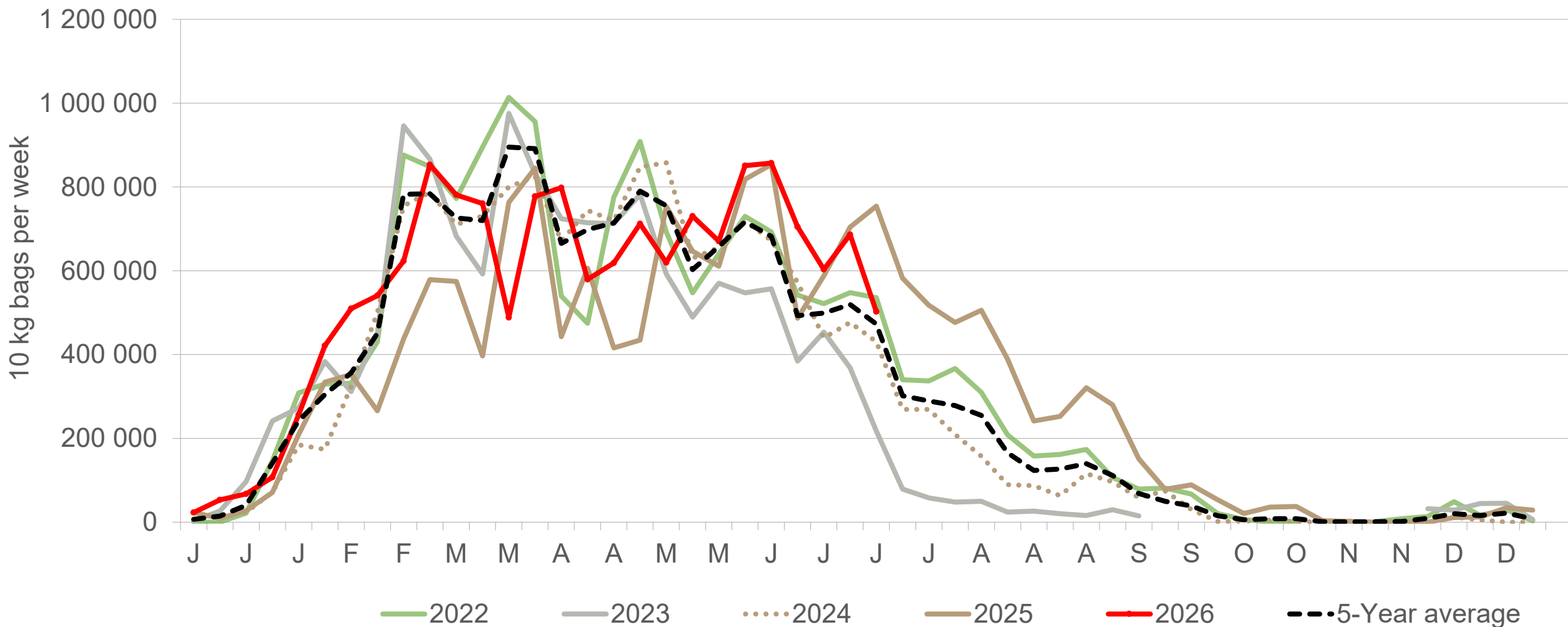
Western Free State : Amount of 10 kg bags per week sold on FPMs (all classes)



Sold 6% bags **more** than the first 27 weeks of 2025 and 867,497 bags **less** than the 5-year average (2021 to 2025) of the first 27 weeks of each year.

Data disclaimer: Potatoes SA does not take responsibility for the accuracy or interpretation of company data re-purposed by 3rd parties

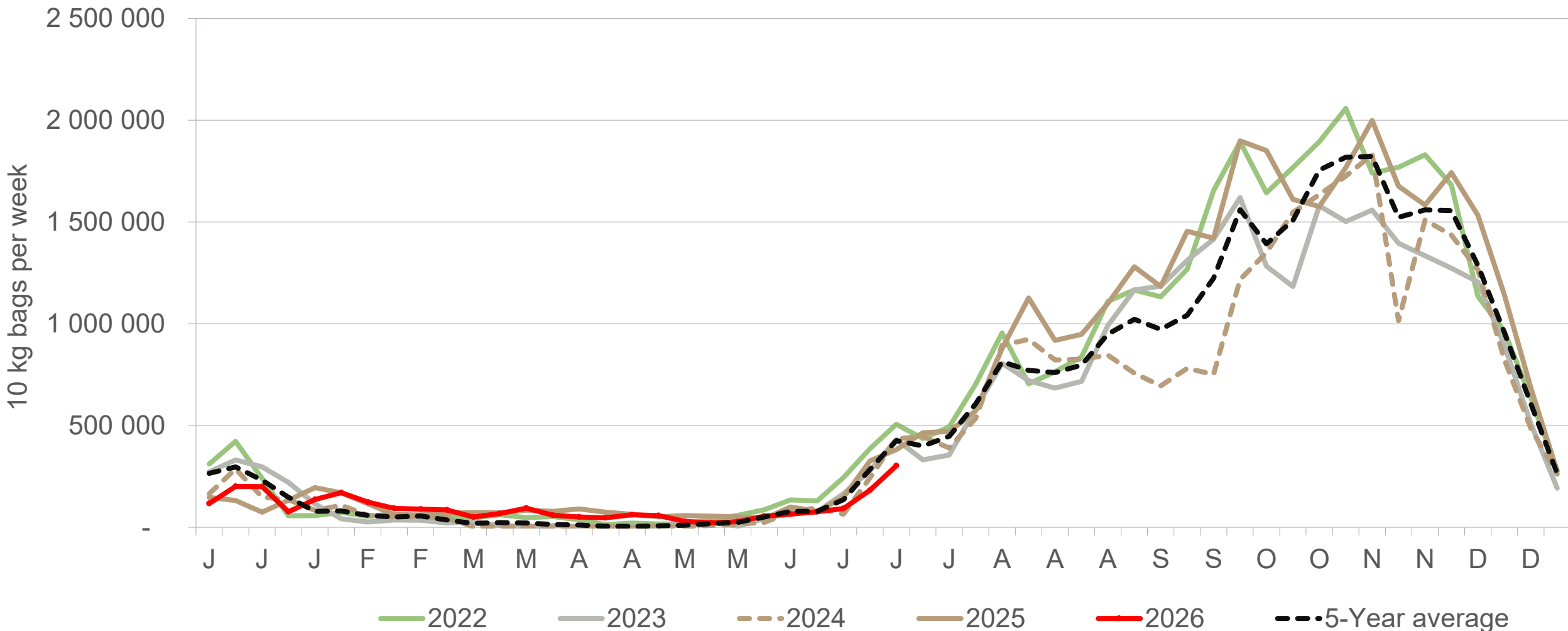
Eastern Free State: Amount of 10 kg bags per week sold on FPMs (all classes)



Sold 17% bags **more** than the first 27 weeks of 2025 and 573,986 **more** than the 5-year average (2021 to 2025) of the first 27 weeks of each year.

Data disclaimer: Potatoes SA does not take responsibility for the accuracy or interpretation of company data re-purposed by 3rd parties

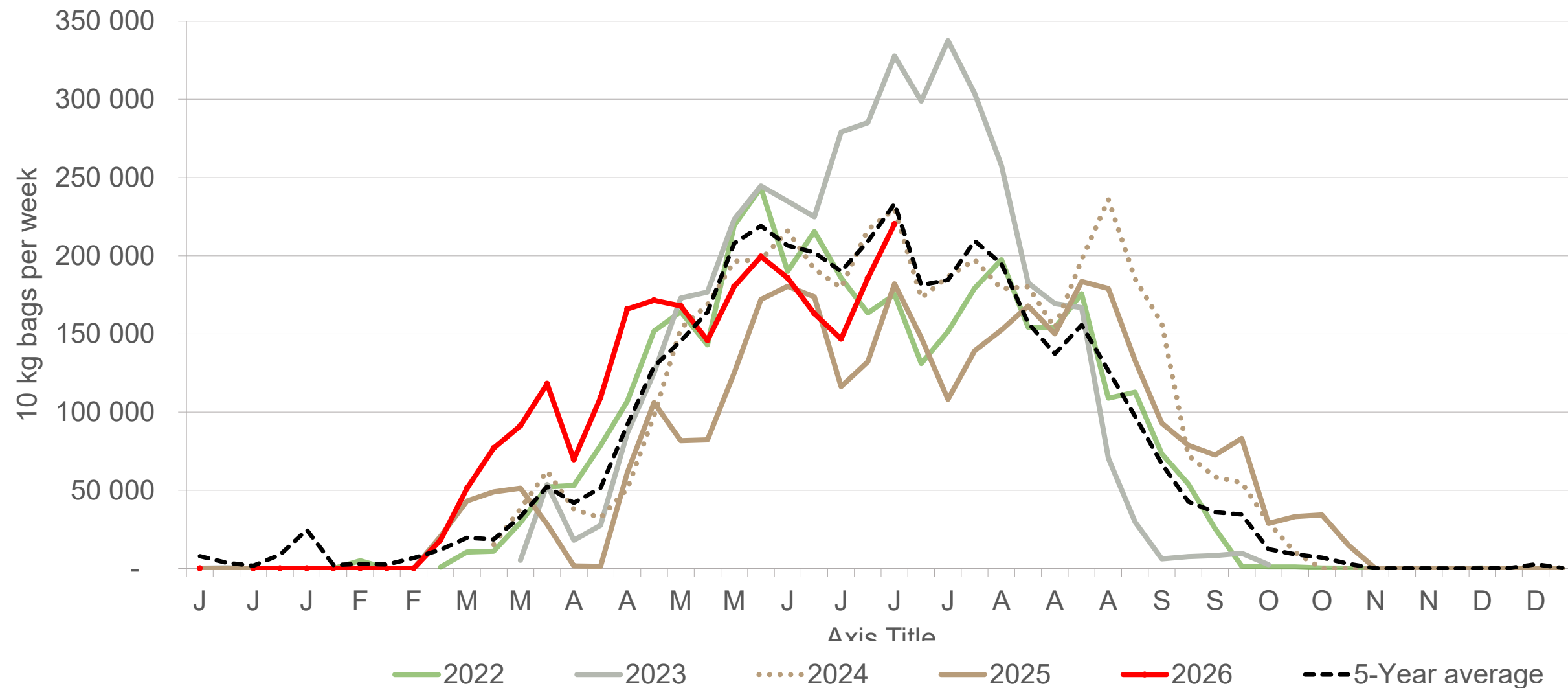
Limpopo: Amount of 10 kg bags per week sold on FPMs (all classes)



Sold 12% bags **less** than the first 27 weeks of 2025 and 19,665 bags **less** than the 5-year average (2021 to 2025) of the first 27 weeks of each year

Data disclaimer: Potatoes SA does not take responsibility for the accuracy or interpretation of company data re-purposed by 3rd parties

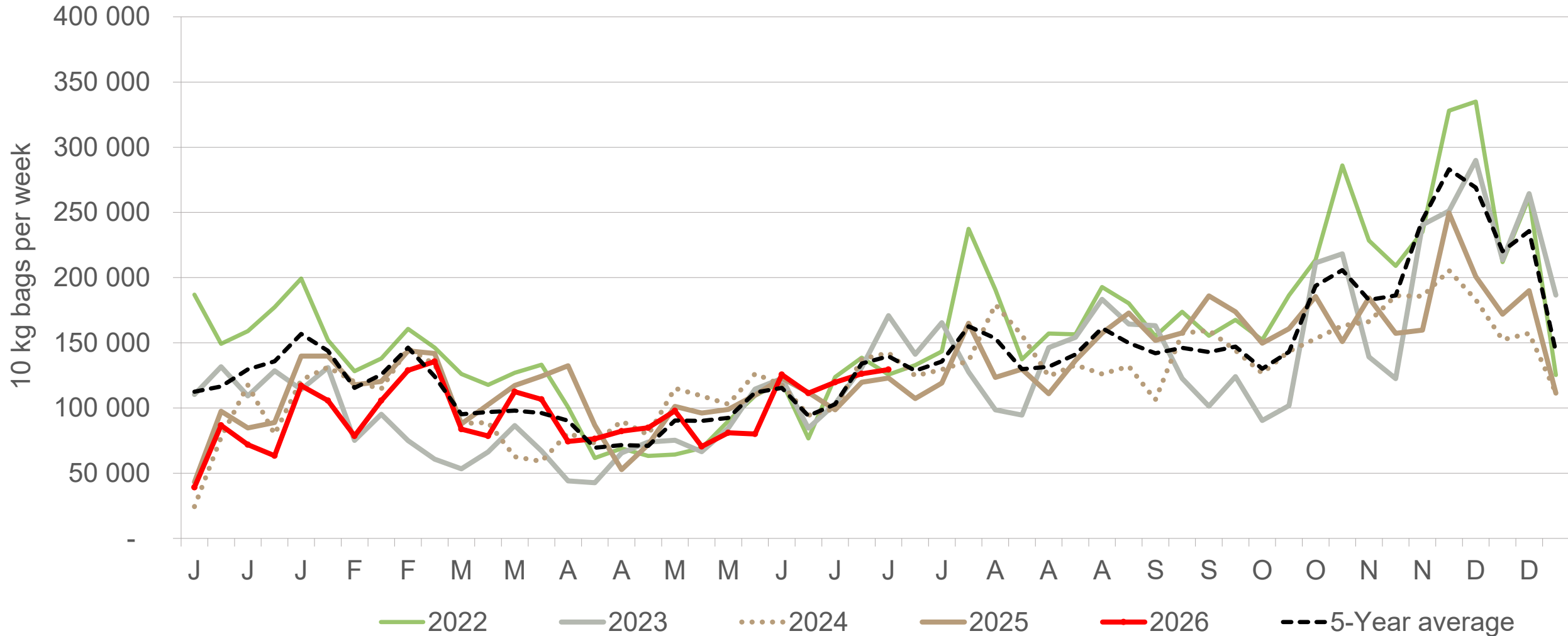
Northern Cape: Amount of 10 kg bags per week sold on FPMs (all classes)



Sold 53% bags **more** than the first 27 weeks of 2025 and 178,220 bags **more** than the 5-year average (2021 to 2025) of the first 27 weeks of each year.

Data disclaimer: Potatoes SA does not take responsibility for the accuracy or interpretation of company data re-purposed by 3rd parties

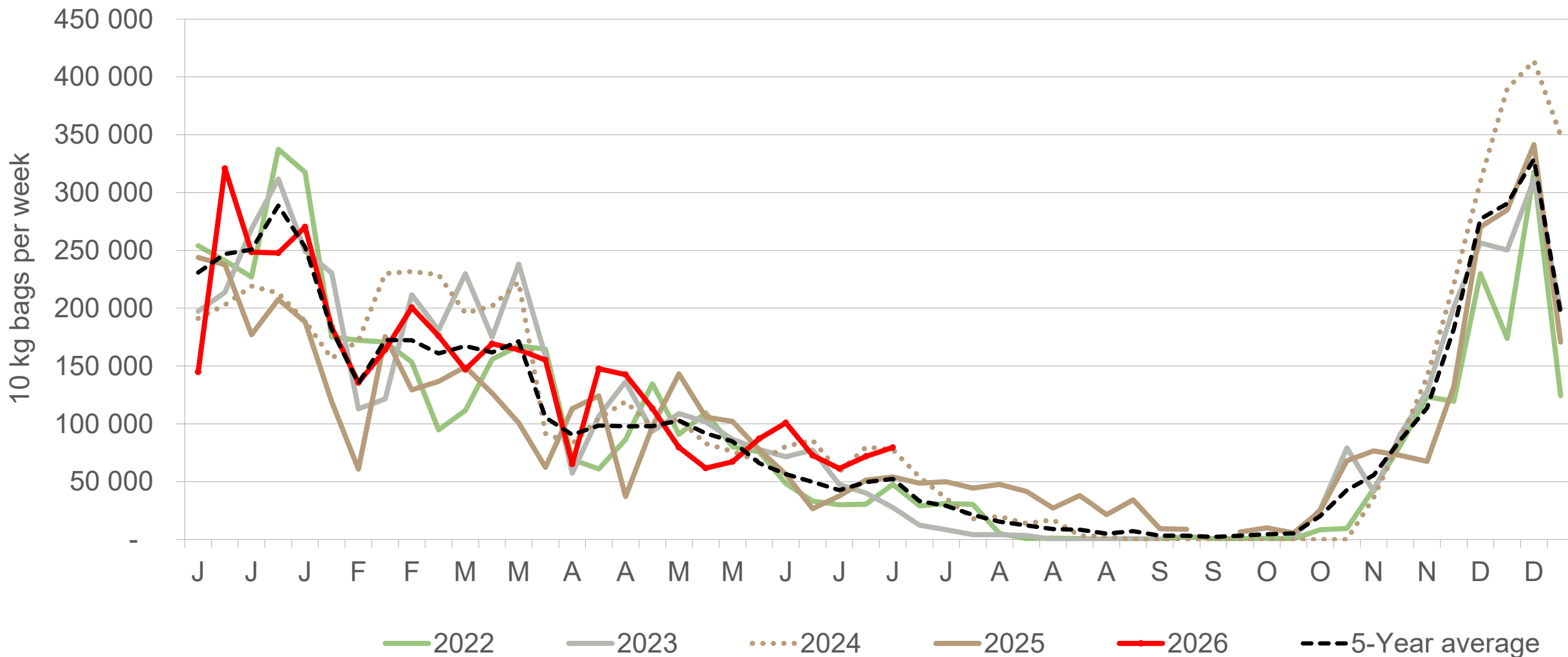
Sandveld: Amount of 10 kg bags per week sold on FPMs (all classes)



Sold 10% bags **less** than the first 27 weeks of 2025 and 392,364 bags **less** than the 5-year average (2021 to 2025) of the first 27 weeks of each year.

Data disclaimer: Potatoes SA does not take responsibility for the accuracy or interpretation of company data re-purposed by 3rd parties

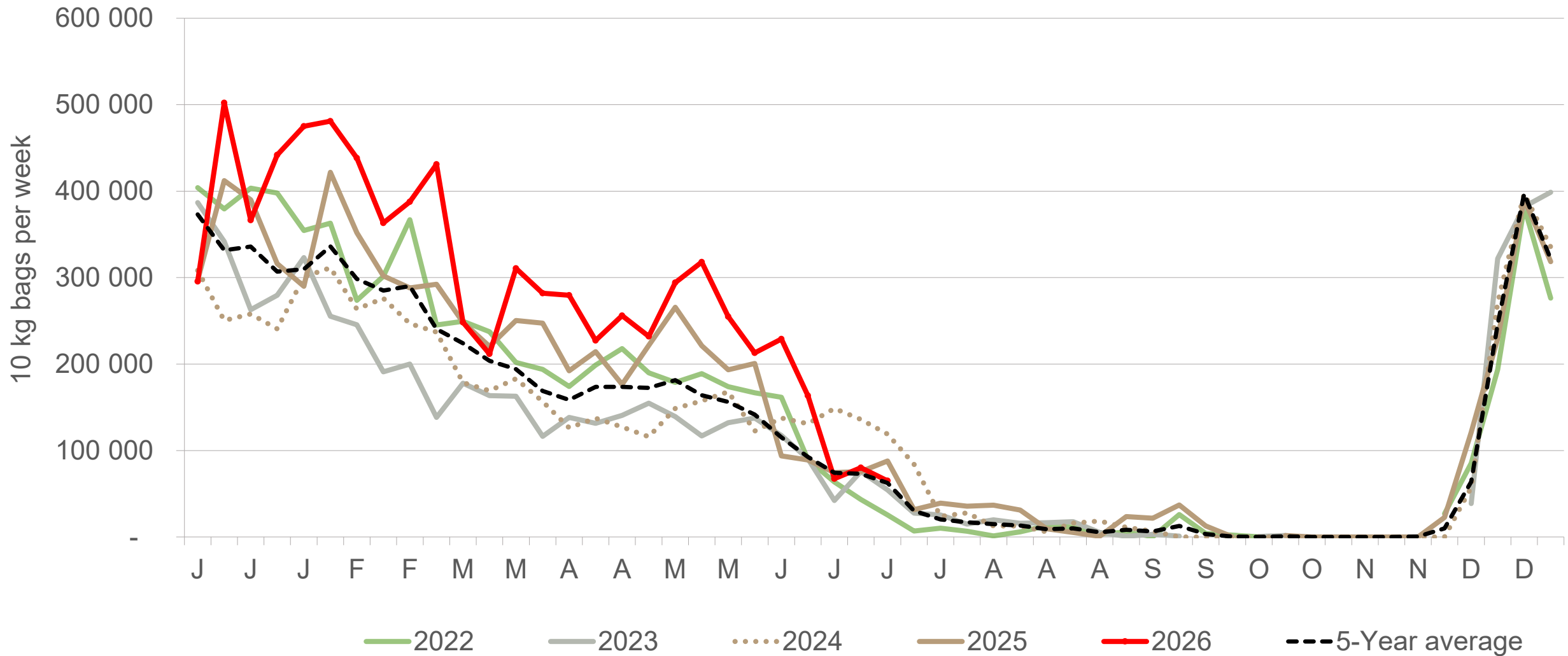
KwaZulu-Natal: Amount of 10 kg bags per week sold on FPMs (all classes)



Sold 23% bags **more** than the first 27 weeks of 2025 and 198,931 bags **more** than the 5-year average (2021 to 2025) of the first 27 weeks of each year.

Data disclaimer: Potatoes SA does not take responsibility for the accuracy or interpretation of company data re-purposed by 3rd parties

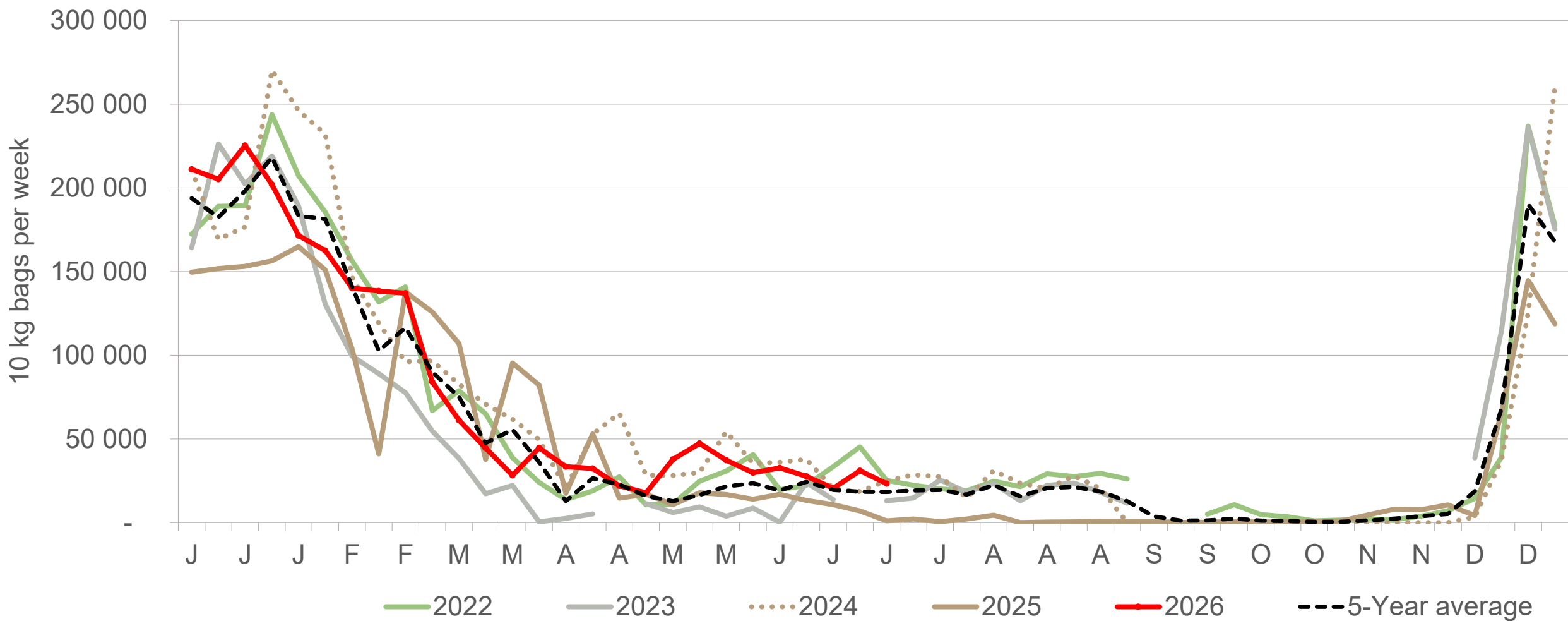
North-West: Amount of 10 kg bags per week sold on FPMs (all classes)



Sold 23% bags **more** than the first 27 weeks of 2025 and 2,278,604 **more** than the 5-year average (2021 to 2025) of the first 27 weeks of each year.

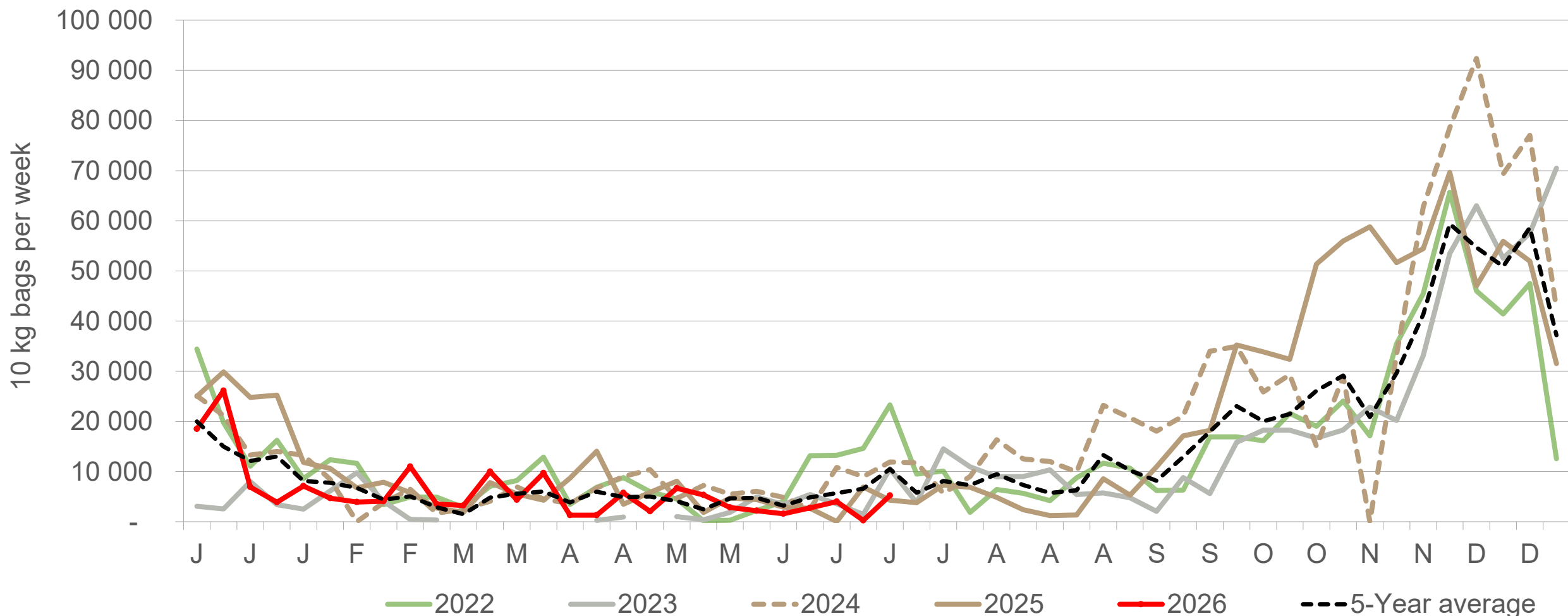
Data disclaimer: Potatoes SA does not take responsibility for the accuracy or interpretation of company data re-purposed by 3rd parties

Gauteng: Amount of 10 kg bags per week sold on FPMs (all classes)



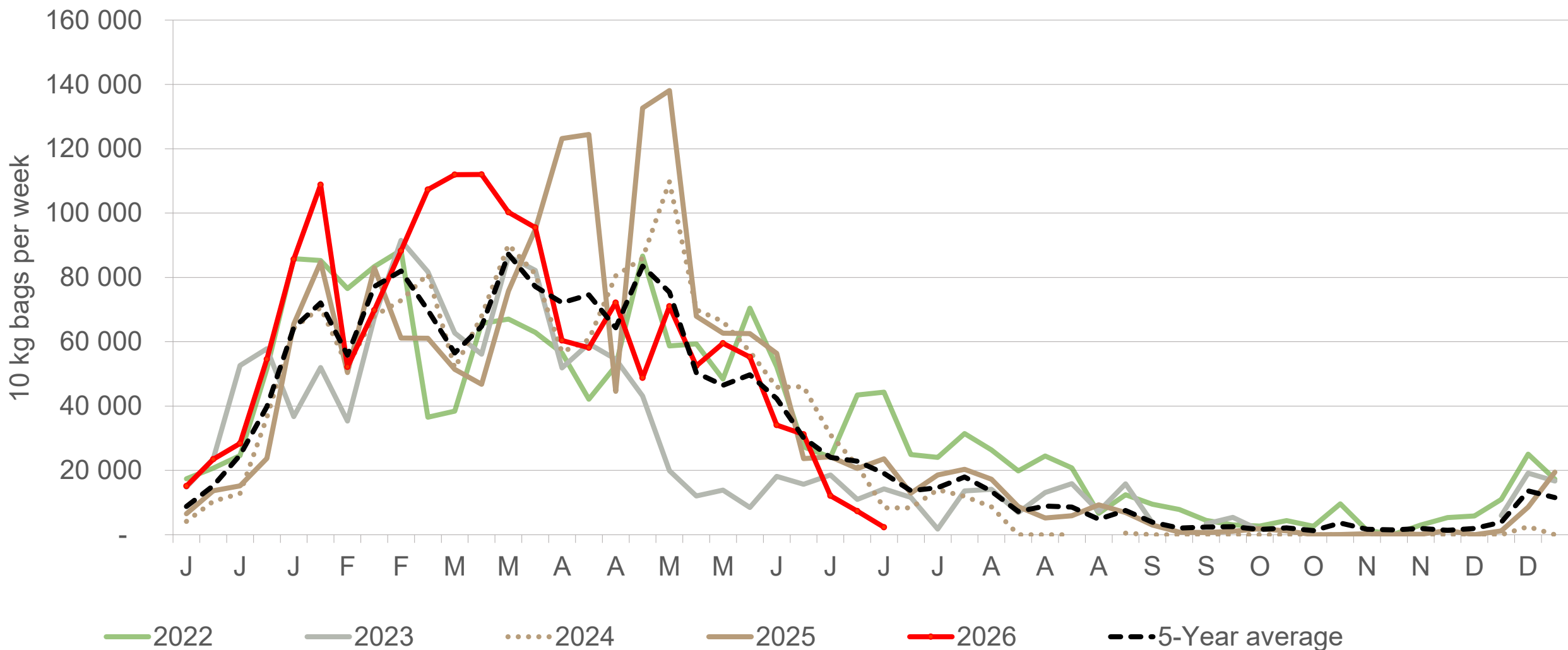
Sold 20% bags **more** than the first 27 weeks of 2025 and 174,604 bags **more** than the 5-year average (2021 to 2025) of the first 27 weeks of each year.

Eastern Cape: Amount of 10 kg bags per week sold on FPMs (all classes)



Sold 34% bags **less** than the first 27 weeks of 2025 and 21,317 bags **less** than the 5-year average (2021 to 2025) of the 27 weeks of each year.

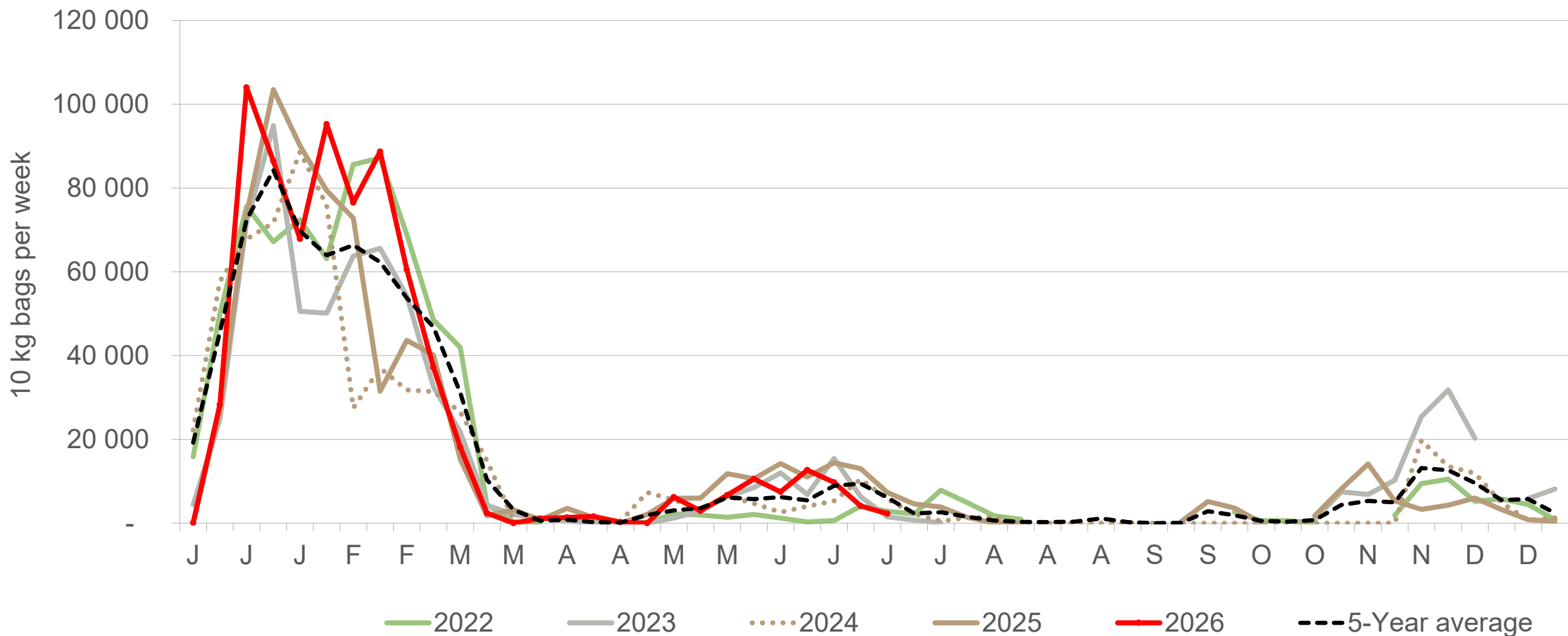
North Eastern Cape: Amount of 10 kg bags per week sold on FPMs (all classes)



Sold 1% bags **less** than the first 27 weeks of 2025 and 167,550 bags **more** than the 5-year average (2021 to 2025) of the first 27 weeks of each year.

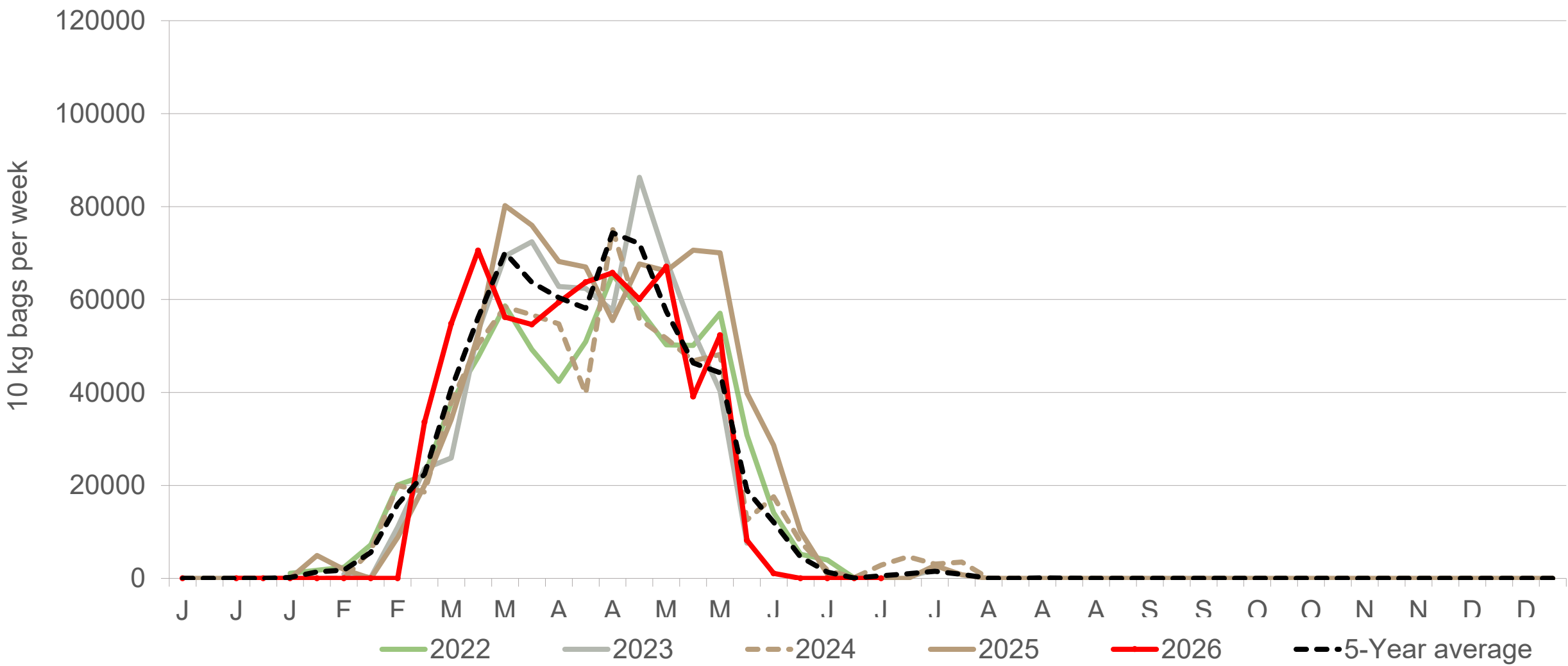
Data disclaimer: Potatoes SA does not take responsibility for the accuracy or interpretation of company data re-purposed by 3rd parties

Mpumalanga: Amount of 10 kg bags per week sold on FPMs (all classes)



Sold 7% bags **more** than the first 27 weeks of 2025 and 45,101 bags **more** than the 5-year average (2021 to 2025) of the 27 weeks of each year.

Ceres: Amount of 10 kg bags per week sold on FPMs (all classes)



Sold 17% bags **less** than the first 4 weeks of 2025 and 41,964 bags **less** than the 5-year average (2021 to 2025) of the first 27 weeks of each year.

Data disclaimer: Potatoes SA does not take responsibility for the accuracy or interpretation of company data re-purposed by 3rd parties

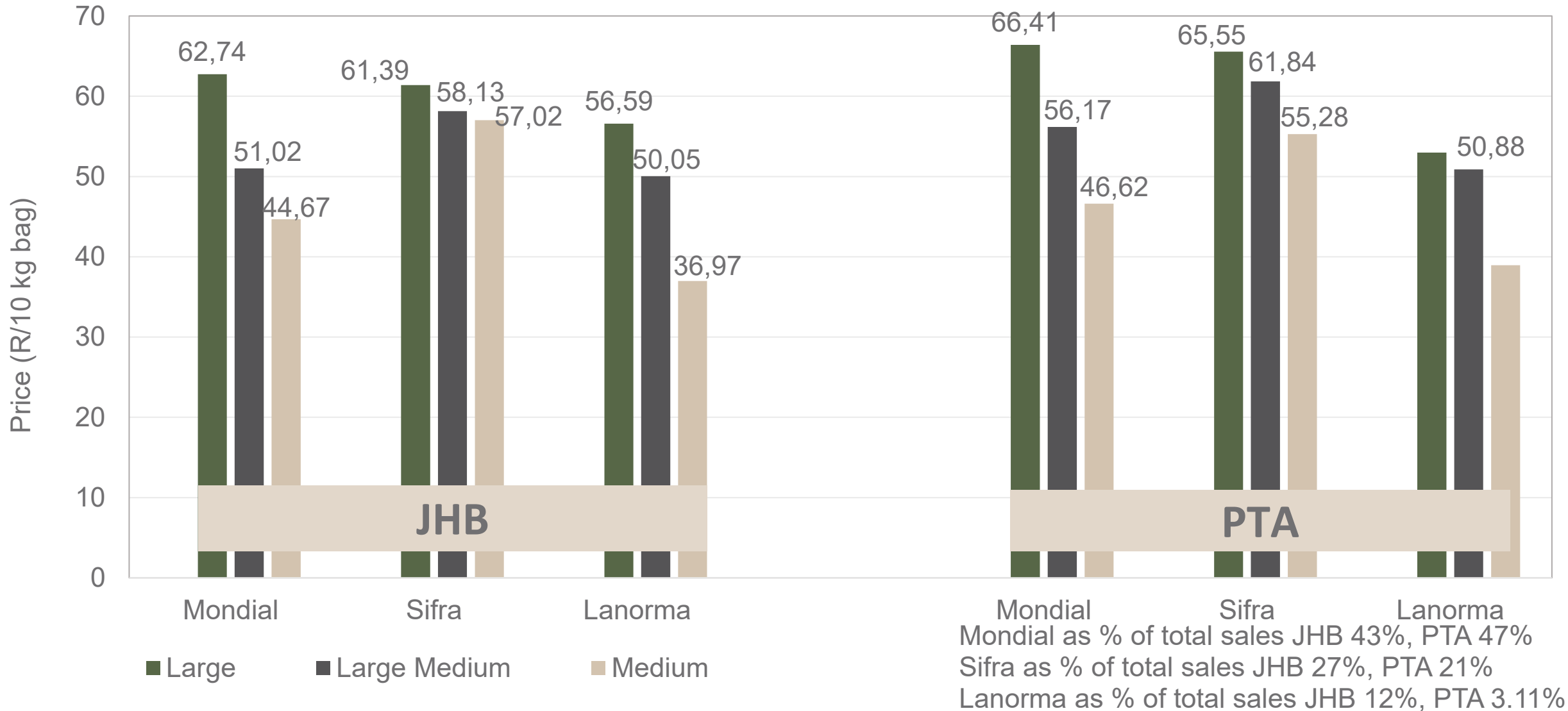
Average weekly prices and volumes for 10 kg bags of potatoes sold on selected markets from selected production regions



Klas & Grootte	Western Free State				Eastern Free State				Limpopo				Northern Cape				Sandveld		KwaZulu-Natal				All Regions	
	JOH		PRE		JOH		PRE		JOH		PRE		JOH		PRE		CAP		DUR		PIE		All Markets	
	Volume 10kg	Prices R/10kg	Volume 10kg	Prices R/10kg	Volume 10kg	Prices R/10kg	Volume 10kg	Prices R/10kg	Volume 10kg	Prices R/10kg	Volume 10kg	Prices R/10kg	Volume 10kg	Prices R/10kg	Volume 10kg	Prices R/10kg	Volume 10kg	Prices R/10kg	Volume 10kg	Prices R/10kg	Volume 10kg	Prices R/10kg	Volume 10kg	Prices R/10kg
1L	40 780	62.80	22 719	68.70	66 389	63.58	26 346	62.25	23 246	64.17	16 663	65.95	18 587	59.57	2 858	55.35	15 151	67.03	7 194	50.05	4 777	46.36	375 997	63.23
1L/M	62 403	57.53	27 662	60.34	41 726	53.35	19 427	54.47	35 238	56.01	25 219	57.49	33 884	56.38	6 951	52.55	25 385	58.37	6 431	47.25	4 754	38.90	451 534	56.59
1M	57 037	54.33	20 167	52.78	29 360	46.69	14 542	43.90	29 730	48.77	18 501	52.41	9 218	50.42	2 229	49.30	31 092	57.44	20 538	43.49	2 136	43.71	375 437	51.37
1S	8 643	29.63	1 943	28.69	9 657	28.23	3 791	24.03	17 375	29.72	8 311	29.13	690	23.00	110	17.50	11 162	33.61	16 280	20.52	-	-	108 046	28.86
1S/M	21 859	42.09	4 520	40.87	9 433	41.89	4 579	38.10	14 886	46.66	7 183	38.12	1 582	45.30	488	22.34	3 051	43.52	216	45.63	-	-	115 818	43.41
1XL	1 062	63.76	-	-	9 816	61.53	-	-	-	-	-	-	159	67.40	-	-	-	-	-	-	-	-	11 037	61.83
1XS	6 603	29.75	-	-	1 824	19.39	-	-	11 325	26.14	-	-	169	23.93	-	-	-	-	-	-	-	-	22 112	26.18
1XXS	-	-	-	-	-	-	-	-	584	45.77	-	-	-	-	-	-	-	-	-	-	-	-	584	45.77
2L	7 323	54.44	12 385	58.94	20 046	49.43	10 309	55.78	8 393	47.32	7 764	52.87	3 515	46.49	1 424	50.58	4 973	50.56	34	54.12	-	-	137 120	52.64
2L/M	8 059	48.74	13 091	51.74	3 655	46.08	6 616	46.99	5 649	44.16	7 251	49.58	3 129	44.52	1 640	43.13	8 618	49.89	622	22.88	954	10.00	117 408	48.30
2M	12 397	36.39	8 121	41.87	6 712	33.76	5 031	37.77	5 086	37.72	5 816	44.90	2 674	37.77	1 601	39.32	10 133	39.52	372	11.13	30	50.00	104 952	39.14
2S	1 519	26.54	823	19.36	530	23.87	3 164	26.34	1 100	21.50	1 575	22.37	136	24.04	108	15.15	3 668	23.37	990	10.00	1 815	11.81	23 691	23.94
2S/M	7 132	30.45	3 721	31.39	2 990	24.80	1 646	33.64	551	20.15	245	25.58	1 021	26.39	221	22.15	447	31.01	443	15.37	-	-	33 996	30.82
2XL	710	66.06	-	-	778	58.47	-	-	-	-	-	-	-	-	-	-	-	-	-	-	-	-	1 488	62.09
2XS	-	-	-	-	-	-	-	-	-	-	-	-	-	-	-	-	-	-	-	-	-	-	1 685	9.34
2XXS	-	-	-	-	-	-	-	-	-	-	-	-	-	-	-	-	-	-	-	-	-	-	-	-
3L	2 081	41.57	2 939	39.41	2 896	38.05	2 033	44.58	1 536	40.20	-	-	4 048	43.29	661	36.01	28	14.11	967	17.39	-	-	47 491	38.91
3L/M	4 726	38.69	4 448	36.43	4 544	35.87	873	36.85	289	37.18	411	39.65	1 434	39.56	334	34.16	-	-	42	25.00	-	-	37 201	36.88
3M	6 952	30.19	4 845	31.06	3 861	29.60	832	26.16	872	35.04	1 310	26.29	4 579	31.90	844	24.95	1 333	27.82	-	-	85	10.00	50 537	29.94
3S/M	-	-	227	25.88	5	10.00	220	12.90	-	-	-	-	-	-	-	-	-	-	-	-	-	-	5 456	26.60
3XS	-	-	-	-	-	-	-	-	-	-	-	-	-	-	-	-	-	-	-	-	-	-	61	16.73
3XXS	-	-	-	-	-	-	-	-	-	-	-	-	-	-	-	-	-	-	-	-	-	-	-	-
4L	-	-	-	-	-	-	1 616	37.50	-	-	-	-	-	-	-	-	-	-	-	-	-	-	6 198	37.50
4L/M	-	-	-	-	-	-	-	-	-	-	-	-	-	-	-	-	-	-	-	-	-	-	806	42.96
4M	-	-	330	30.00	-	-	426	21.33	-	-	-	-	-	-	110	24.05	-	-	-	-	-	-	4 337	13.92
4S	-	-	-	-	-	-	-	-	-	-	-	-	-	-	-	-	-	-	-	-	-	-	218	5.92
4S/M	-	-	-	-	-	-	-	-	-	-	-	-	-	-	-	-	-	-	-	-	-	-	-	-
Total	249 286	51.01	130 289	52.95	214 322	51.49	102 221	49.37	155 860	47.64	102 469	50.92	85 646	51.64	19 652	46.71	126 493	49.42	54 129	36.14	14 551	36.64	2 063 703	49.89

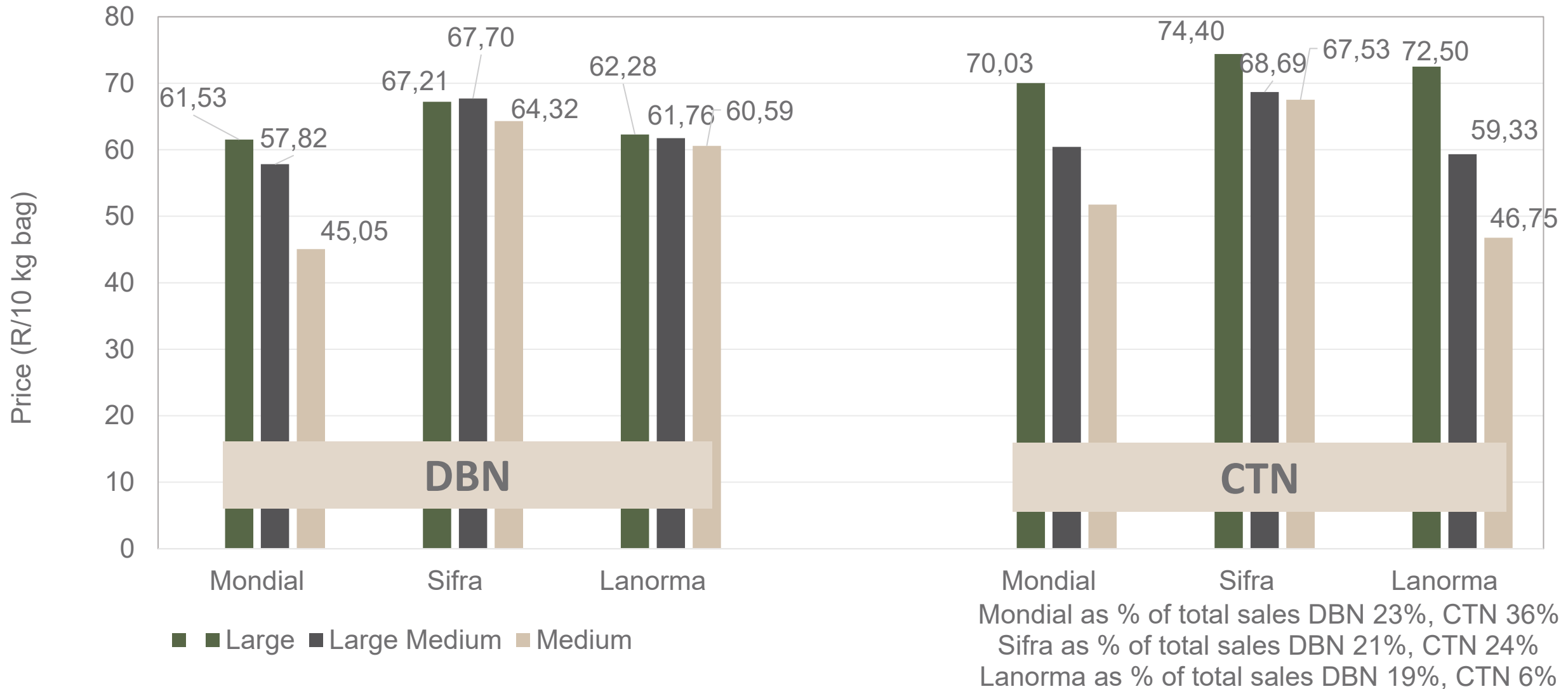
Data disclaimer: Potatoes SA does not take responsibility for the accuracy or interpretation of company data re-purposed by 3rd parties

PTA & JHB markets: Average Prices - Different Sizes (only 10 kg bags)



Data disclaimer: Potatoes SA does not take responsibility for the accuracy or interpretation of company data re-purposed by 3rd parties

DBN & CTN markets: Average Prices - Different Sizes (only 10 kg bags)




Thank you for your time


Feel free to contact us

 Lebo@potatoes.co.za

Jodie@potatoes.co.za

 +27 (0)12 349 1906

 6 De Havilland Crescent
Persequor Techno Park
Persequor Park
Pretoria

 www.potatoes.co.za



Potatoes
Aartappels SA