



**Weekly Market Information**

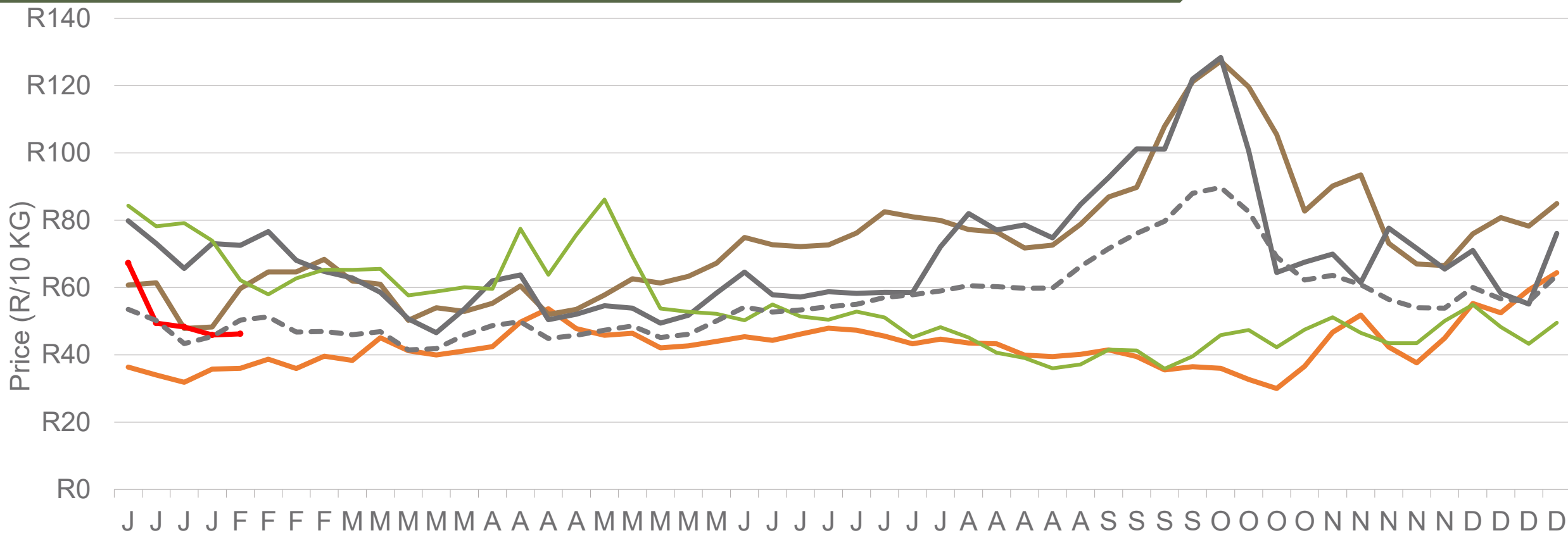
**30 January 2026**



**Potatoes  
Aartappels SA**

[www.potatoes.co.za](http://www.potatoes.co.za)

# Average weekly price – all markets & all classes




— 2022 — 2023 — 2024 — 2025 — 2026\* - - - 5-Year average



Number of bags sold

**17%**

(Week on Week)



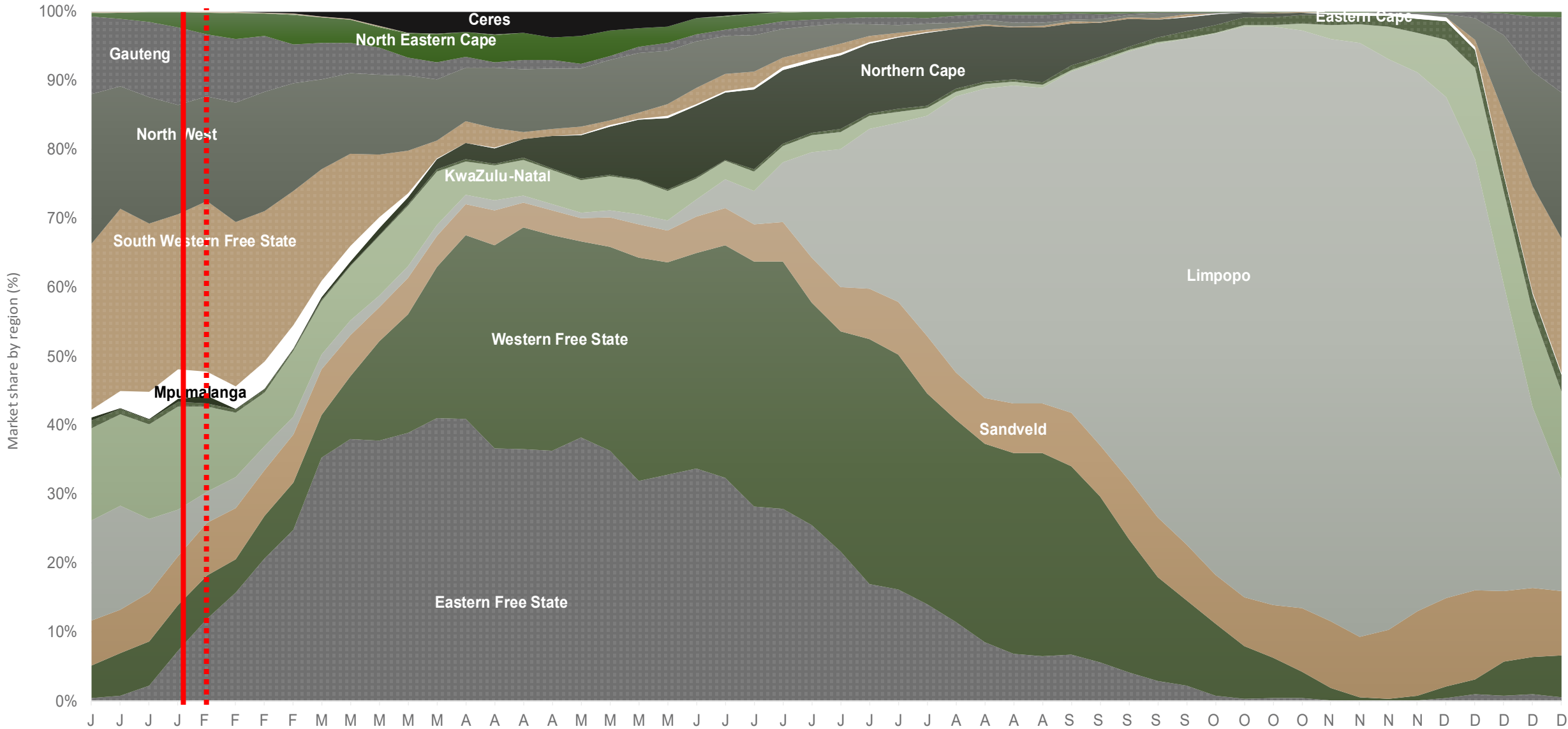
Average weekly price

**1%**

(Week on week)

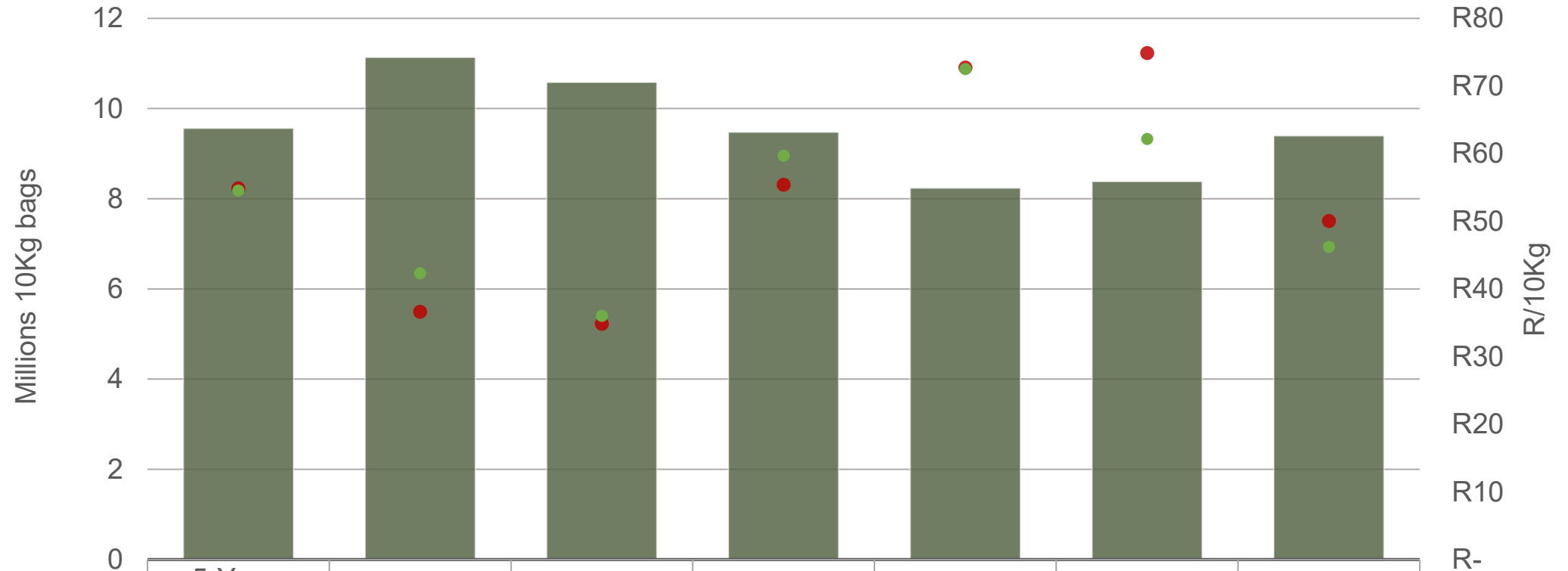


# Market share of regions on fresh produce markets 2021-2025



Data disclaimer: Potatoes SA does not take responsibility for the accuracy or interpretation of company data re-purposed by 3rd parties

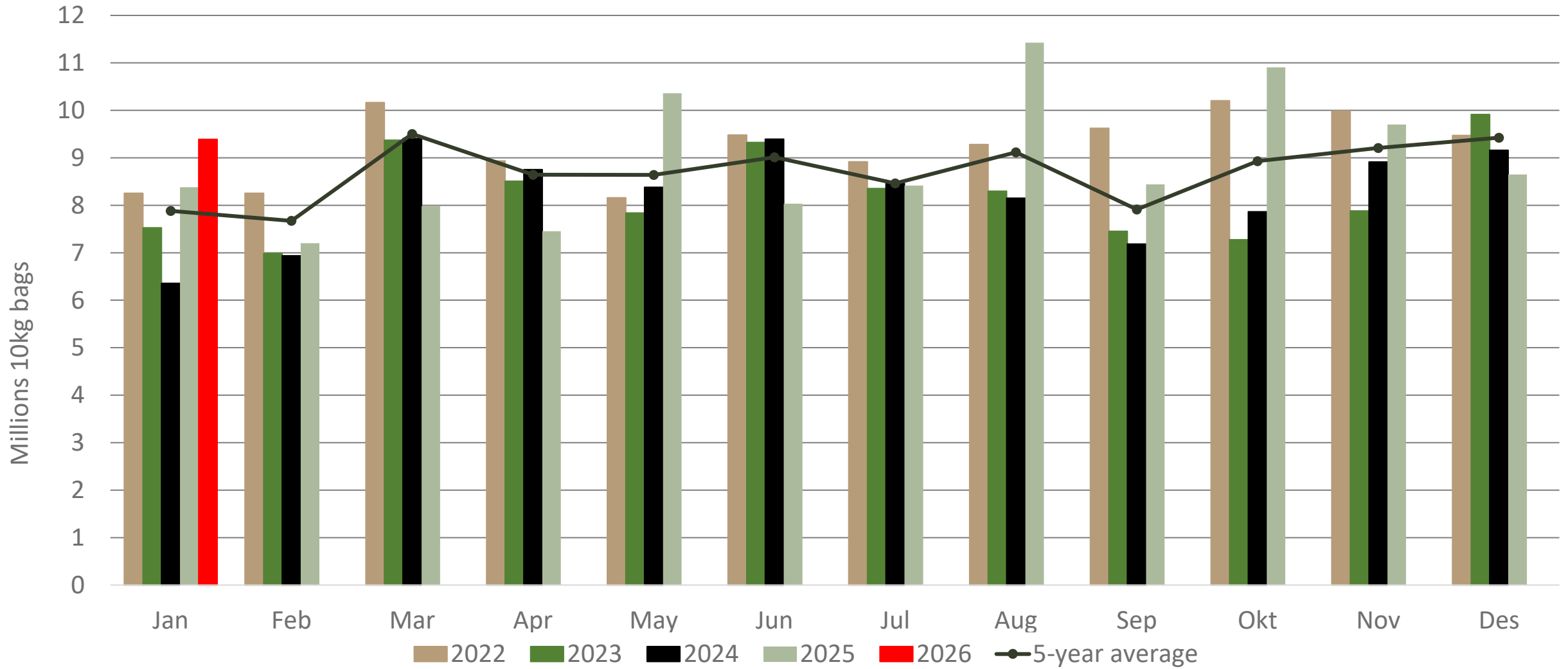
# Cumulative total number of 10 kg bags sold on markets



Sold 165,681 bags **less** than the **5-year average** (2021 to 2025) of the first 5 weeks of 2026

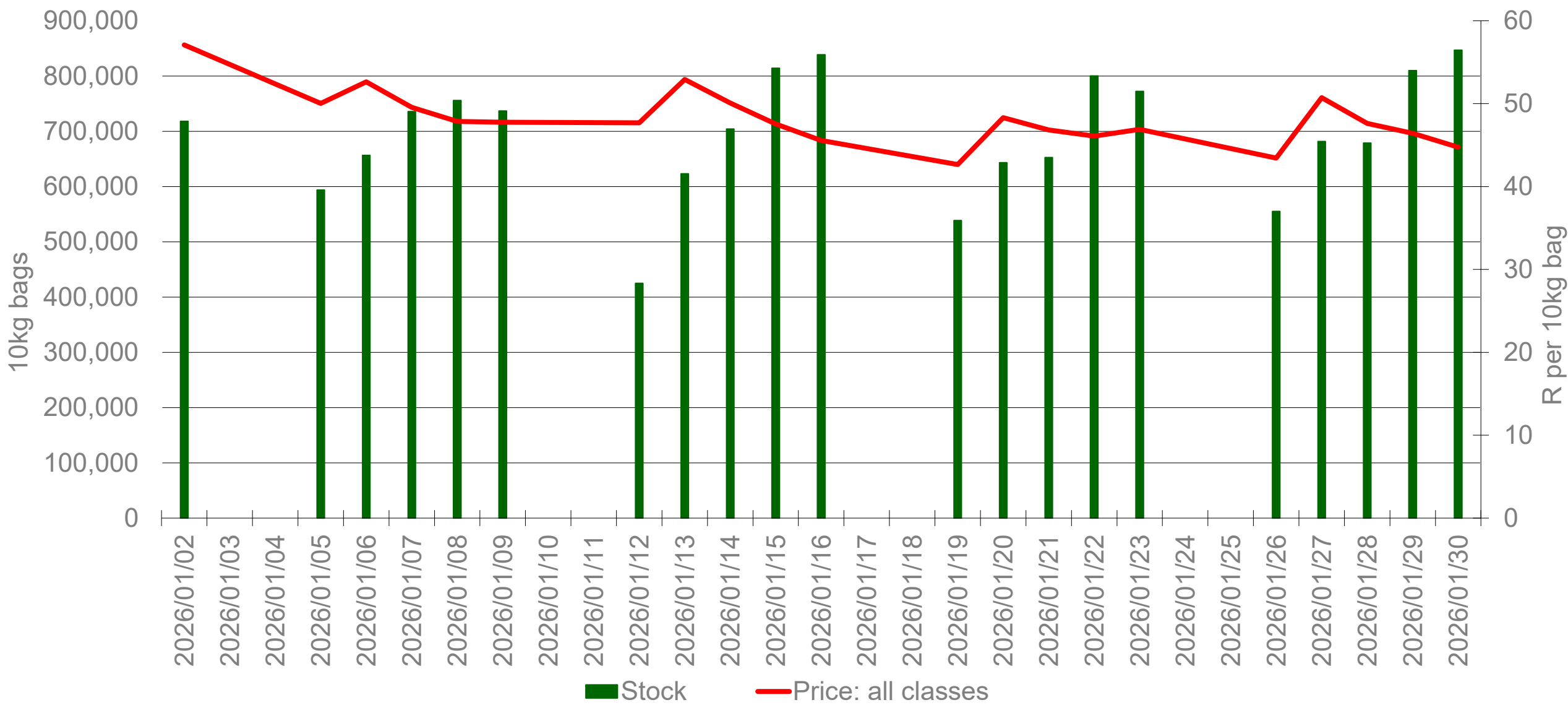
*Data disclaimer: Potatoes SA does not take responsibility for the accuracy or interpretation of company data re-purposed by 3rd parties*

# Monthly sales volumes on markets: Potatoes



Data disclaimer: Potatoes SA does not take responsibility for the accuracy or interpretation of company data re-purposed by 3rd parties

# RSA daily price versus daily available stocks (all classes & all sizes)



Data disclaimer: Potatoes SA does not take responsibility for the accuracy or interpretation of company data re-purposed by 3rd parties

# JHB market daily : Top 10% versus bottom 10% prices – Class 1 Medium (since January 2026)



Data disclaimer: Potatoes SA does not take responsibility for the accuracy or interpretation of company data re-purposed by 3rd parties

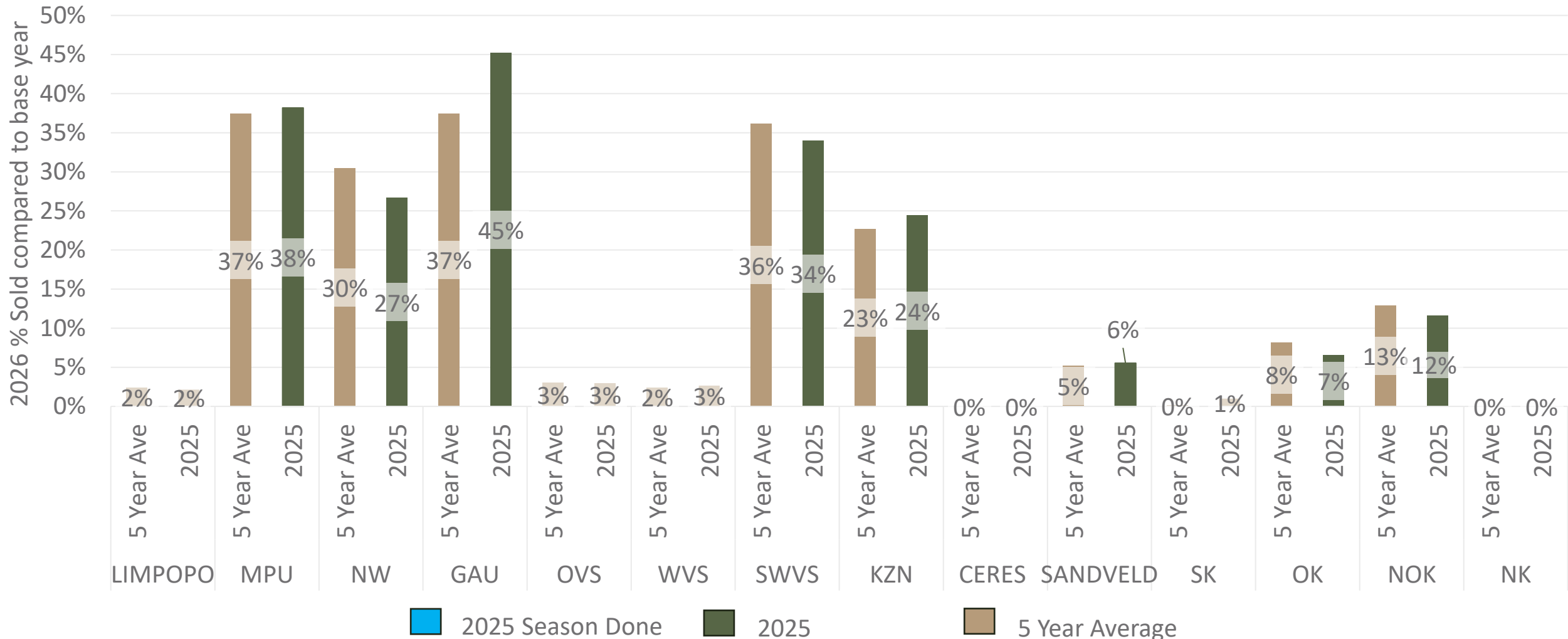
# FPM Sales pace comparison per region

## 2026 compared to 5-year average and 2025



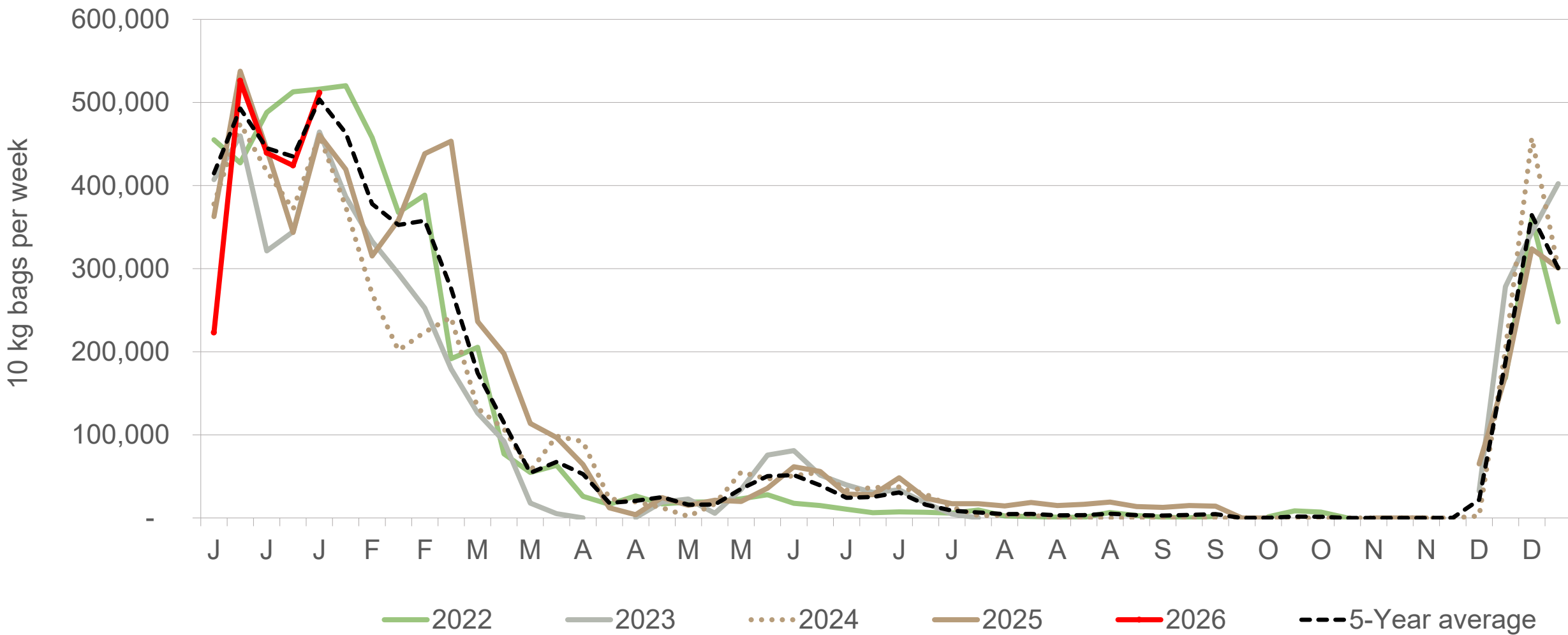
The *FPM Sales pace* compares the current year's cumulative volumes sold on the FPM with the previous year and the five-year average. Differences in these trends reflect variations in hectares planted, regional weather conditions, yield performance, and market timing. Blue indicates regions that are done delivering for this season. Seasons are based on calendar year.

*Note: This comparison is based on total volumes sold, not on hectares planted*



*Data disclaimer: Potatoes SA does not take responsibility for the accuracy or interpretation of company data re-purposed by 3rd parties*

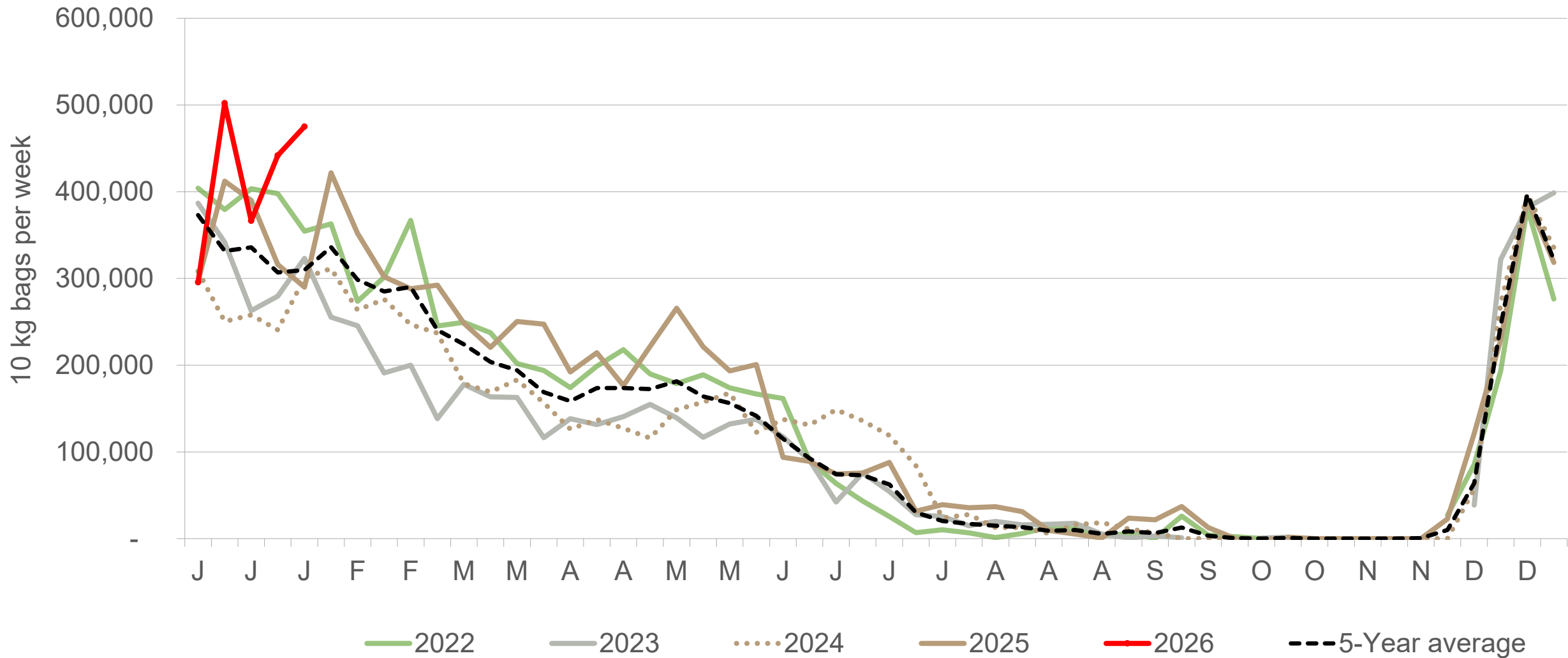
# South Western Free State: Amount of 10 kg bags per week sold on FPMs (all classes)



Sold 1% bags **less** than the first 5 weeks of 2025 and 166,543 bags **less** than the 5-year average (2021 to 2025) of the first 5 weeks of each year.

*Data disclaimer: Potatoes SA does not take responsibility for the accuracy or interpretation of company data re-purposed by 3rd parties*

# North-West: Amount of 10 kg bags per week sold on FPMs (all classes)



Sold 22% bags **more** than the first 5 weeks of 2025 and 424,163 **more** than the 5-year average (2021 to 2025) of the first 5 weeks of each year.

*Data disclaimer: Potatoes SA does not take responsibility for the accuracy or interpretation of company data re-purposed by 3rd parties*

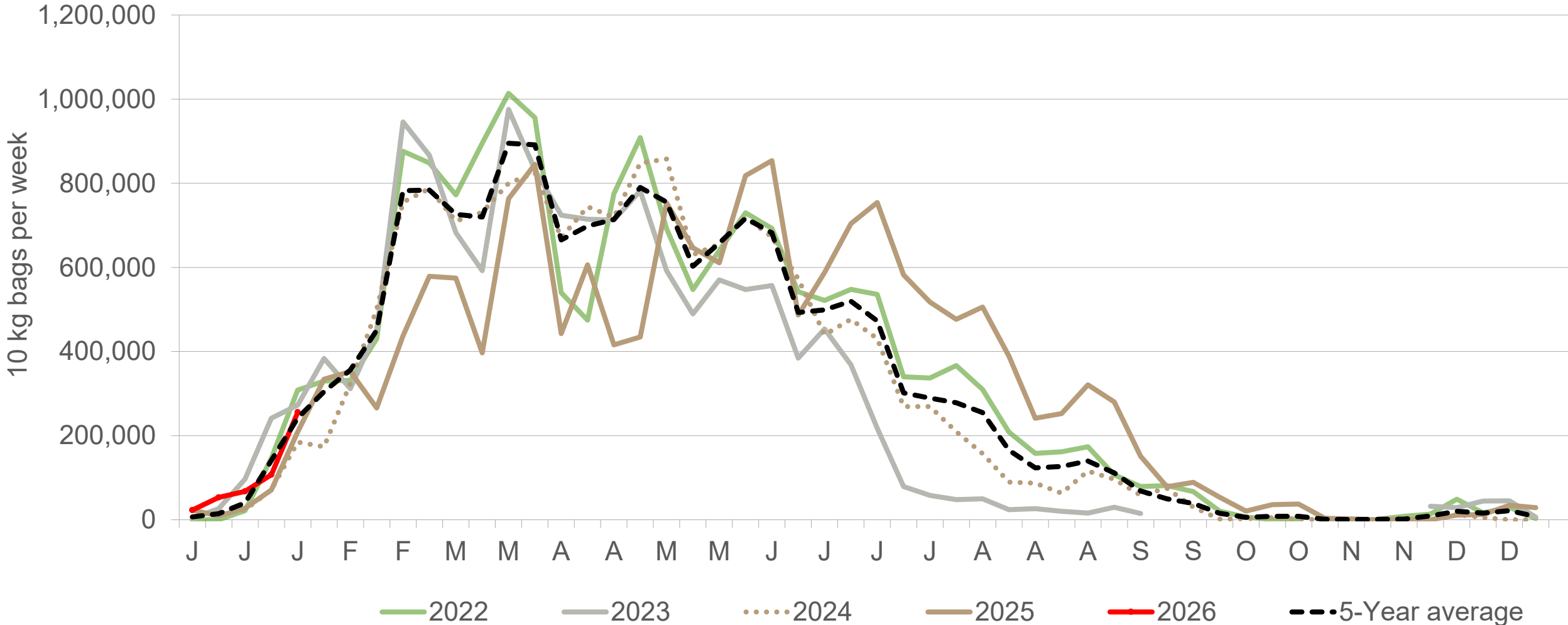
# KwaZulu-Natal: Amount of 10 kg bags per week sold on FPMs (all classes)



Sold 17% bags **more** than the first 5 weeks of 2025 and 37,830 bags **less** than the 5-year average (2021 to 2025) of the first 5 weeks of each year.

*Data disclaimer: Potatoes SA does not take responsibility for the accuracy or interpretation of company data re-purposed by 3rd parties*

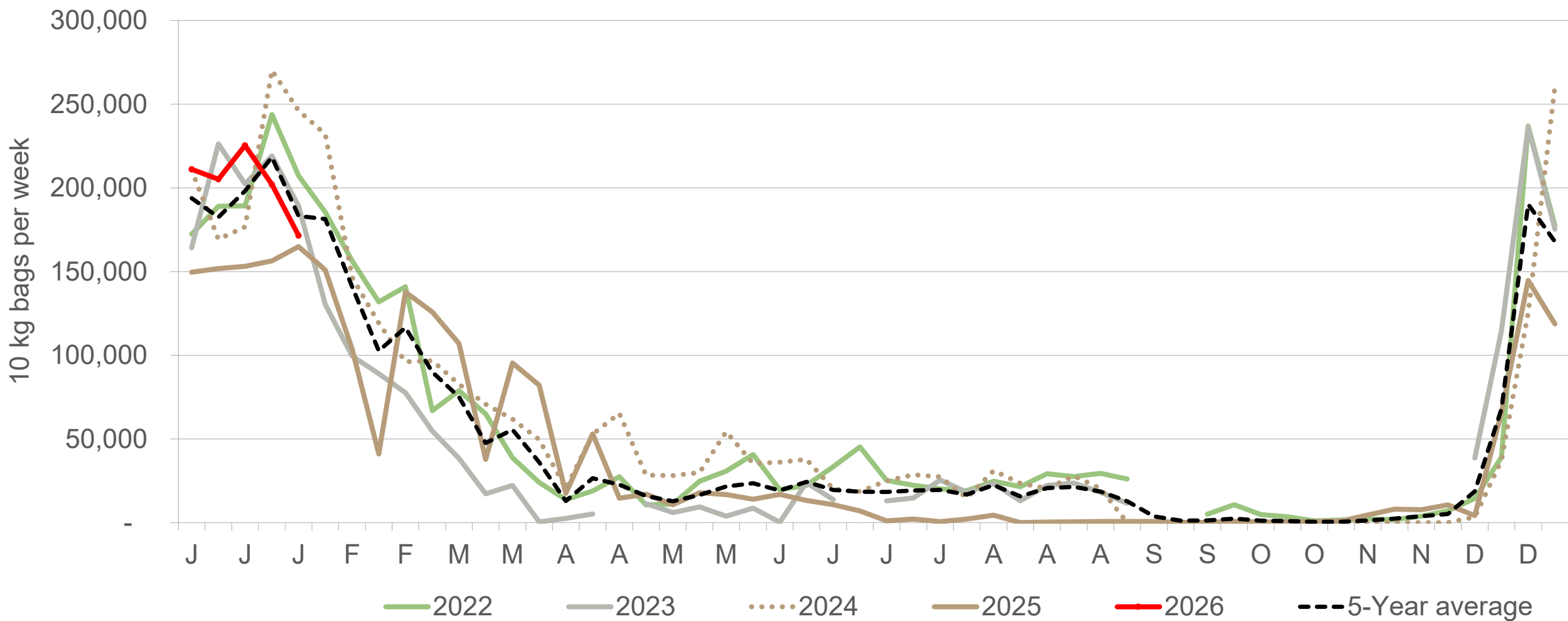
# Eastern Free State: Amount of 10 kg bags per week sold on FPMs (all classes)



Sold 49% bags **more** than the first 5 weeks of 2025 and 62,587 **more** than the 5-year average (2021 to 2025) of the first 5 weeks of each year.

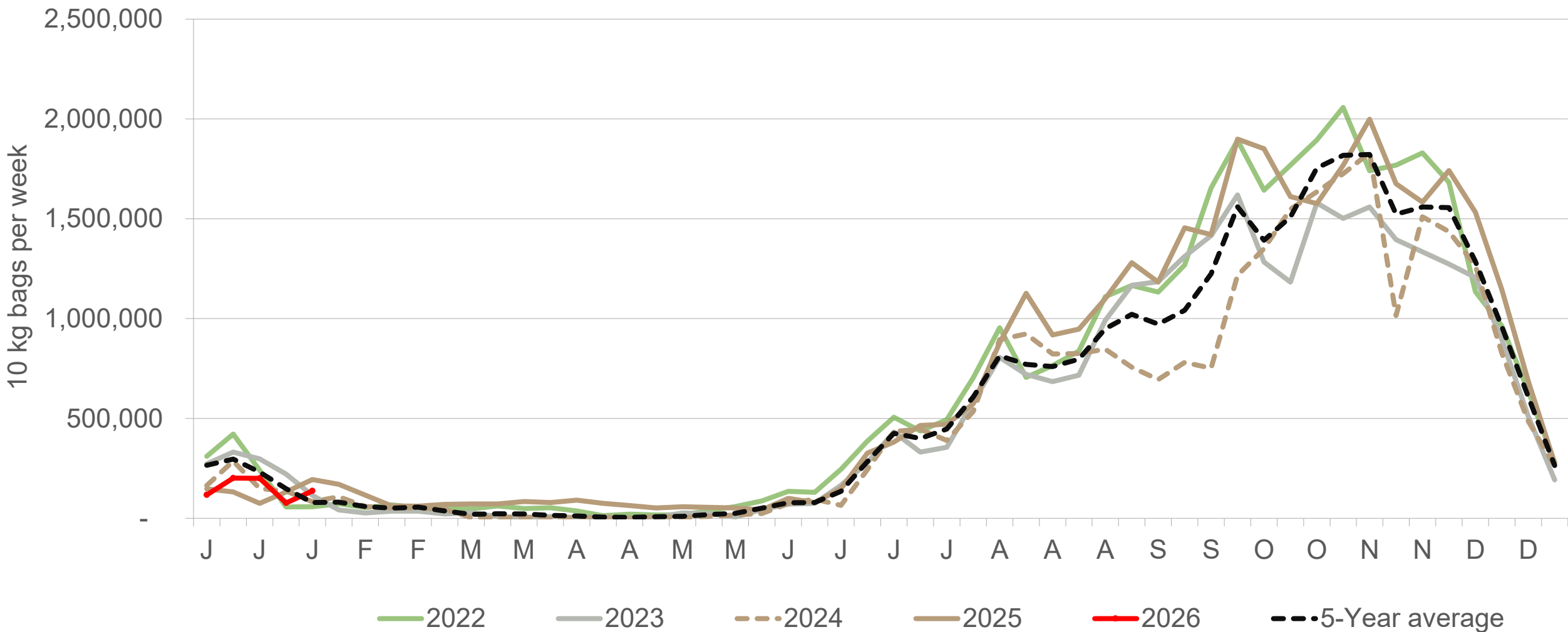
*Data disclaimer: Potatoes SA does not take responsibility for the accuracy or interpretation of company data re-purposed by 3rd parties*

# Gauteng: Amount of 10 kg bags per week sold on FPMs (all classes)



Sold 31% bags **more** than the first 5 weeks of 2025 and 39,120 bags **more** than the 5-year average (2021 to 2025) of the first 5 weeks of each year.

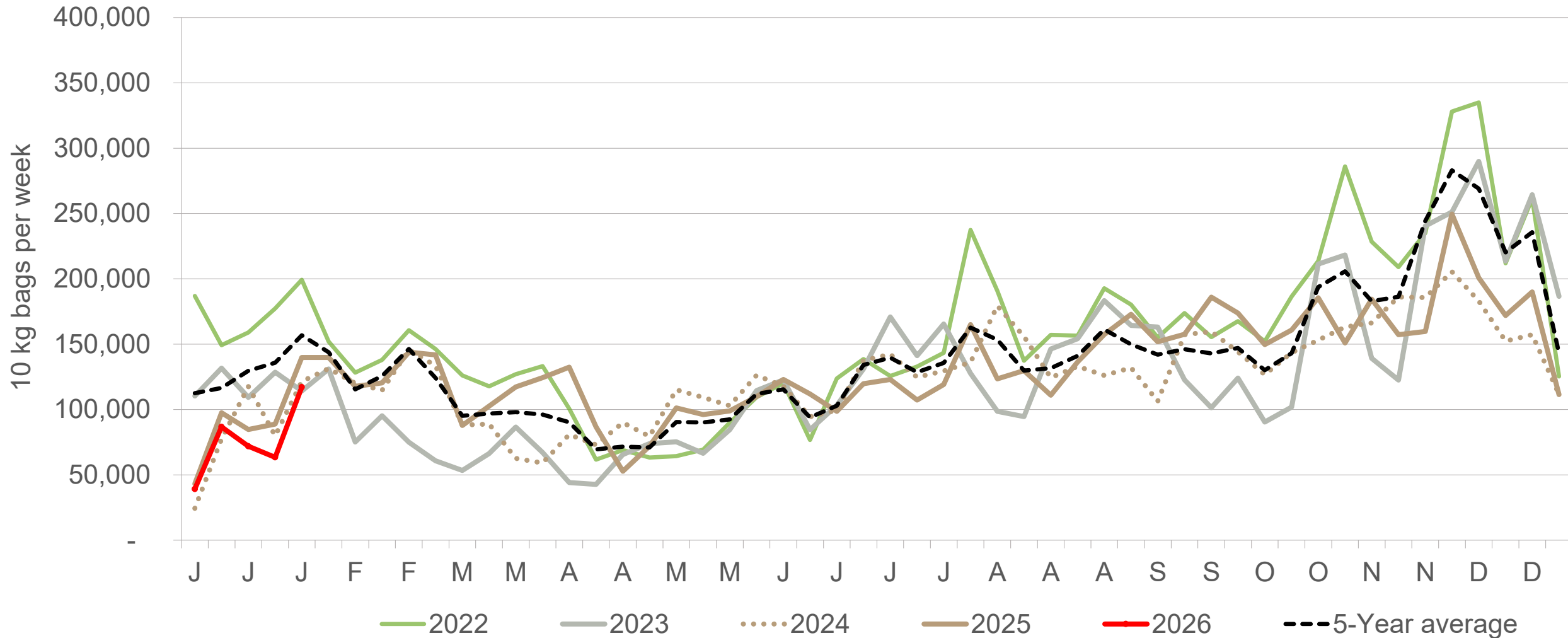
# Limpopo: Amount of 10 kg bags per week sold on FPMs (all classes)



Sold 8% bags **more** than the first 5 weeks of 2025 and 215,828 bags **less** than the 5-year average (2021 to 2025) of the first 5 weeks of each year

*Data disclaimer: Potatoes SA does not take responsibility for the accuracy or interpretation of company data re-purposed by 3rd parties*

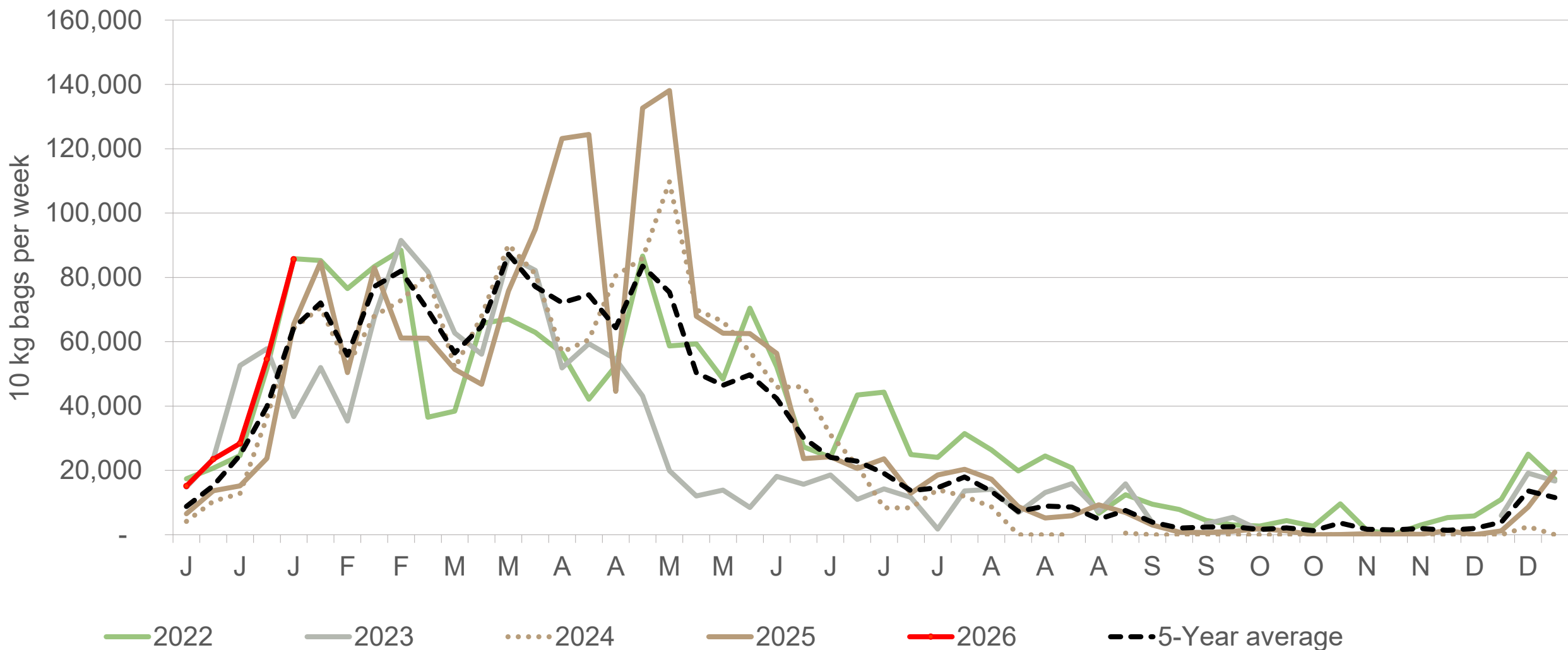
# Sandveld: Amount of 10 kg bags per week sold on FPMs (all classes)



Sold 17% bags **less** than the first 5 weeks of 2025 and 272,896 bags **less** than the 5-year average (2021 to 2025) of the first 5 weeks of each year.

*Data disclaimer: Potatoes SA does not take responsibility for the accuracy or interpretation of company data re-purposed by 3rd parties*

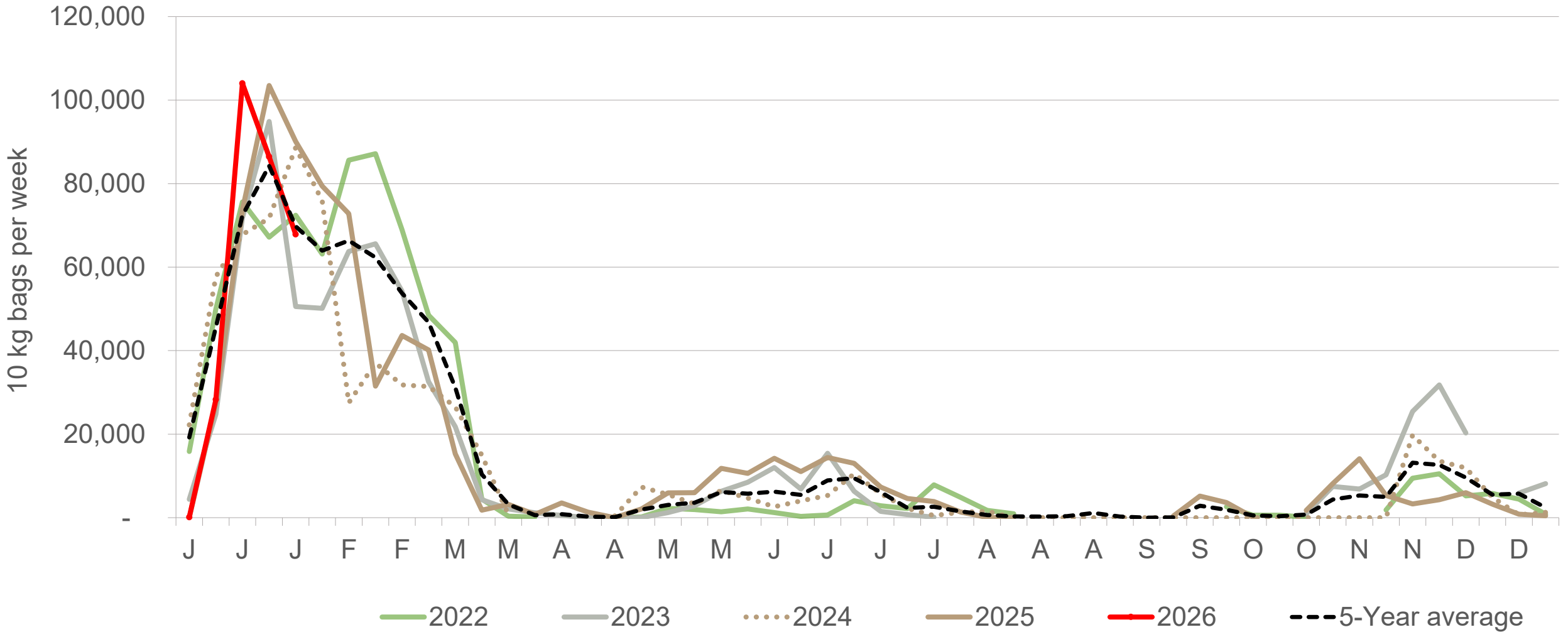
# North Eastern Cape: Amount of 10 kg bags per week sold on FPMs (all classes)



Sold 66% bags **more** than the first 5 weeks of 2025 and 54,319 bags **more** than the 5-year average (2021 to 2025) of the first 5 weeks of each year.

*Data disclaimer: Potatoes SA does not take responsibility for the accuracy or interpretation of company data re-purposed by 3rd parties*

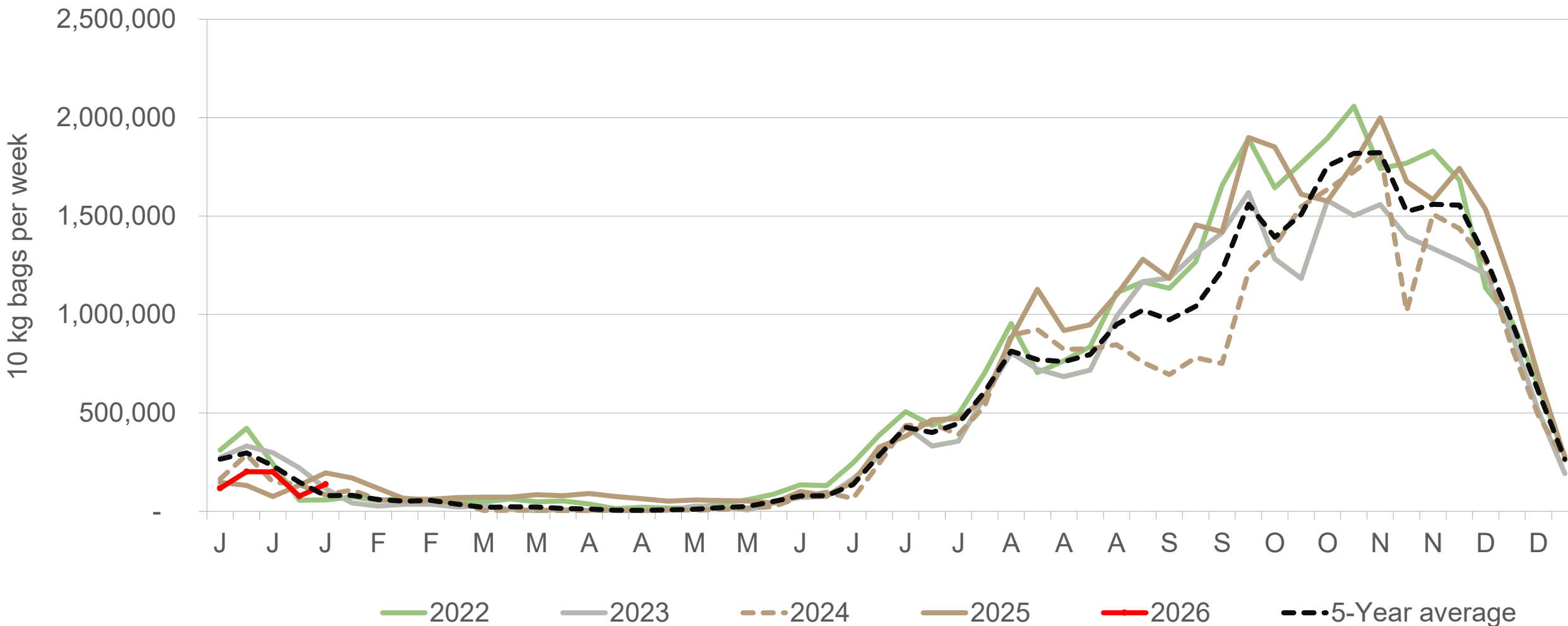
# Mpumalanga: Amount of 10 kg bags per week sold on FPMs (all classes)



Sold 3% bags **less** than the first 1 weeks of 2025 and 4,458 bags **less** than the 5-year average (2021 to 2025) of the 5 weeks of each year.

*Data disclaimer: Potatoes SA does not take responsibility for the accuracy or interpretation of company data re-purposed by 3rd parties*

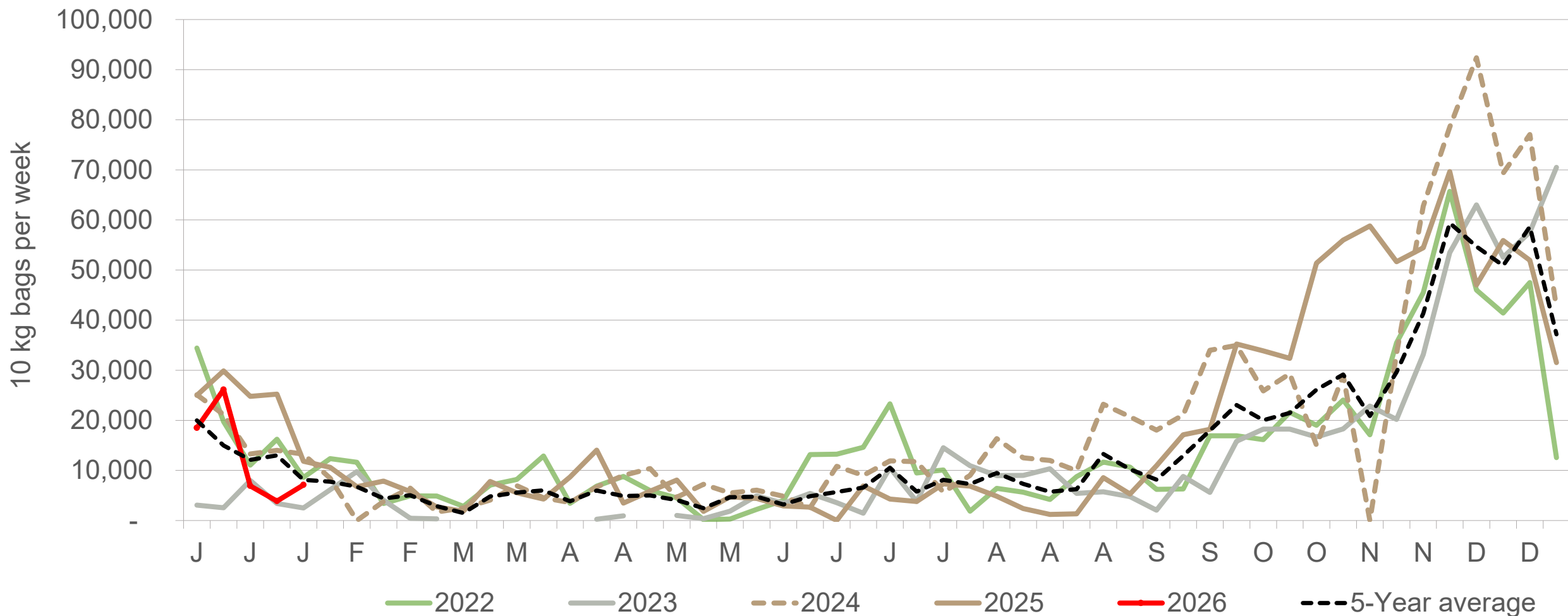
# Western Free State : Amount of 10 kg bags per week sold on FPMs (all classes)



Sold 1% bags **more** than the first 5 weeks of 2025 and 147,882 bags **less** than the 5-year average (2021 to 2025) of the first 5 weeks of each year.

*Data disclaimer: Potatoes SA does not take responsibility for the accuracy or interpretation of company data re-purposed by 3rd parties*

# Eastern Cape: Amount of 10 kg bags per week sold on FPMs (all classes)



Sold 46% bags **less** than the first 5 weeks of 2025 and 5,728 bags **less** than the 5-year average (2021 to 2025) of the 5 weeks of each year.

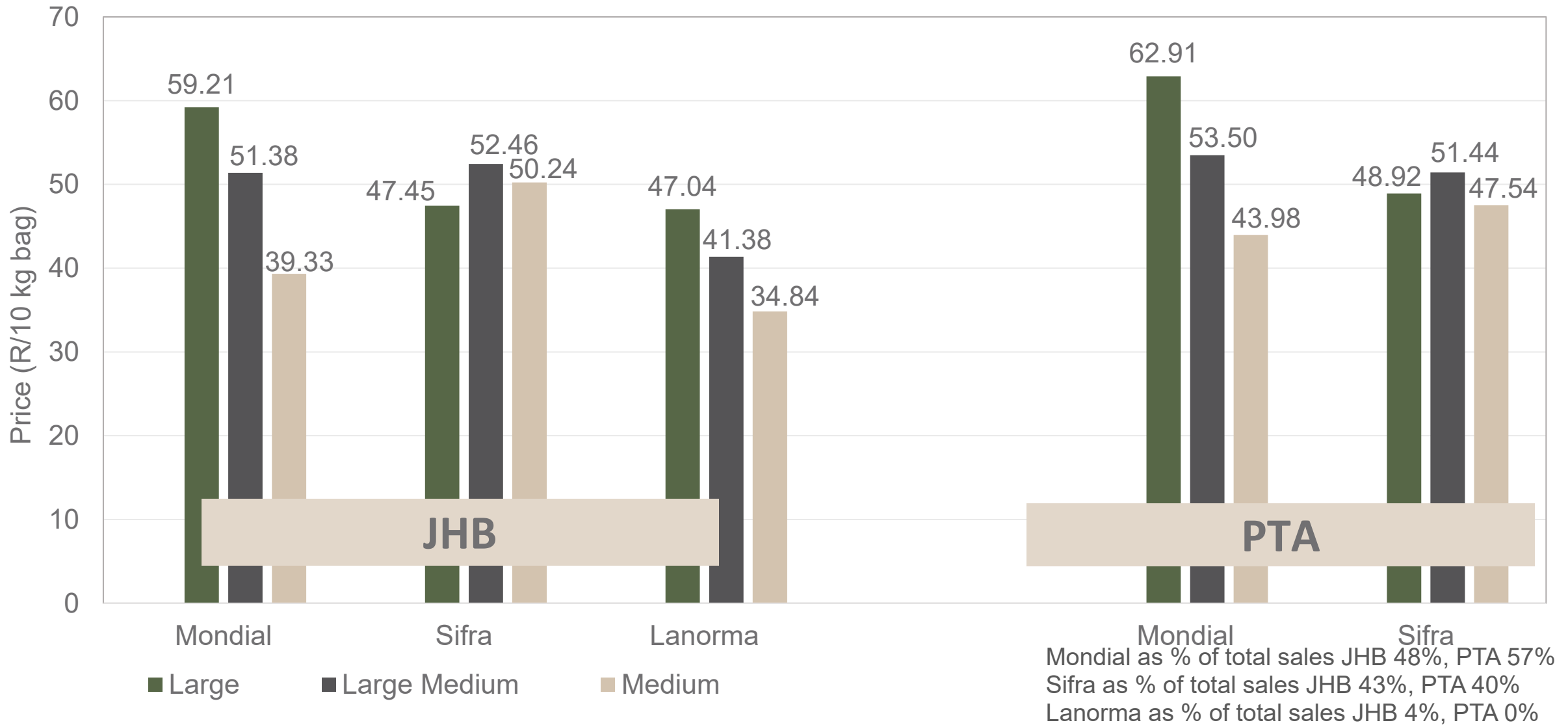
# Average weekly prices and volumes for 10 kg bags of potatoes sold on selected markets from selected production regions



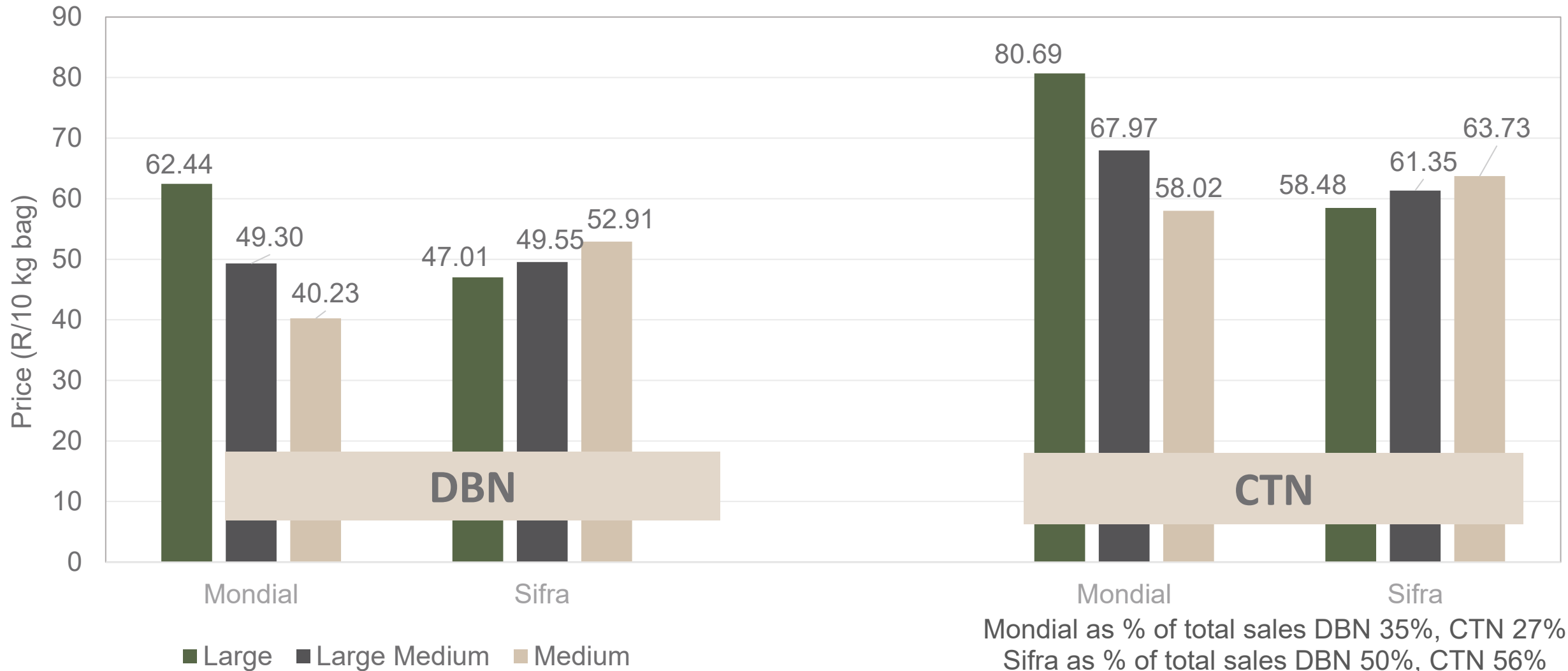
Klas & Grootte	South Western Freestate				North West				KwaZulu-Natal				Gauteng				Eastern Free State				Sandveld		All Regions	
	JOH		PRE		JOH		PRE		JOH		PRE		JOH		PRE		JOH		PRE		CAP		All Markets	
	Volume	Prices	Volume	Prices	Volume	Prices	Volume	Prices	Volume	Prices	Volume	Prices	Volume	Prices	Volume	Prices	Volume	Prices	Volume	Prices	Volume	Prices	Volume	Prices
	10kg	R/10kg	10kg	R/10kg	10kg	R/10kg	10kg	R/10kg	10kg	R/10kg	10kg	R/10kg	10kg	R/10kg	10kg	R/10kg	10kg	R/10kg	10kg	R/10kg	10kg	R/10kg	10kg	R/10kg
1L	42 237	49.31	7 753	51.63	50 408	48.15	18 858	52.92	47 975	56.93	13 318	68.54	31 228	49.73	9 504	55.04	47 306	60.48	17 902	59.99	9 272	76.82	498 124	54.74
1L/M	42 033	53.49	14 380	54.13	40 227	55.38	25 817	53.23	18 166	49.09	11 202	54.21	32 123	44.48	10 916	50.45	44 165	51.01	11 146	54.61	25 181	67.09	515 607	52.45
1M	25 920	50.90	8 766	49.63	23 482	50.92	19 345	49.31	8 054	39.08	3 093	42.04	23 134	40.08	11 326	41.45	12 589	46.80	5 203	47.76	28 023	62.81	325 044	48.90
1S	3 518	26.96	1 433	29.81	19 052	25.86	3 768	28.15	2 782	24.85	660	24.14	8 731	21.96	2 569	21.28	4 248	22.76	471	25.35	8 745	45.21	93 123	29.65
1S/M	12 544	36.81	3 262	35.73	26 403	35.83	12 477	37.45	1 157	27.29	-	-	4 767	30.90	3 663	31.87	3 103	34.98	1 214	37.86	3 546	51.66	131 710	37.58
1XL	-	-	-	-	-	-	-	-	-	-	-	-	-	-	-	-	-	-	-	-	-	-	290	50.93
1XS	4 931	27.51	-	-	9 300	27.14	-	-	514	13.52	-	-	1 648	15.90	-	-	202	15.03	-	-	-	-	21 921	22.75
1XXS	32	40.47	-	-	-	-	-	-	-	-	-	-	-	-	-	-	-	-	-	-	-	-	575	33.64
2L	2 842	44.83	5 272	46.75	6 281	35.93	3 280	46.78	15 955	45.66	6 053	51.20	2 881	37.43	929	44.82	11 560	42.16	6 105	52.47	5 273	66.85	140 281	47.46
2L/M	1 524	36.64	5 564	44.60	3 193	38.58	2 780	56.81	4 647	37.80	5 099	48.40	2 590	31.92	848	43.10	6 201	39.25	3 957	47.68	10 953	60.33	113 831	44.99
2M	1 090	29.09	3 233	40.72	10 063	30.61	1 668	40.30	2 983	29.12	3 498	37.35	6 861	19.57	168	39.82	4 773	31.87	1 132	40.40	7 765	48.32	103 106	35.18
2S	36	17.08	426	22.14	110	20.00	110	19.55	479	14.99	487	18.57	876	17.91	462	13.34	204	17.62	1 509	25.70	3 044	34.78	18 397	25.12
2S/M	110	18.00	674	30.79	110	20.00	1 038	37.00	-	-	140	29.71	90	15.00	-	-	281	27.35	448	37.47	738	52.06	15 090	31.29
2XL	-	-	-	-	-	-	-	-	-	-	-	-	-	-	-	-	-	-	-	-	-	-	-	-
2XS	-	-	-	-	-	-	-	-	-	-	-	-	-	-	-	-	-	-	-	-	-	-	832	9.27
2XXS	-	-	-	-	-	-	-	-	-	-	-	-	-	-	-	-	-	-	-	-	-	-	773	6.84
3L	4 843	31.15	1 762	31.75	280	39.09	353	33.76	404	25.00	474	25.00	730	25.73	-	-	6 813	32.69	5 728	46.31	640	41.01	39 448	36.62
3L/M	3 711	23.69	801	28.73	8 586	34.26	5 324	31.89	-	-	-	-	166	25.21	452	15.06	2 986	28.87	1 940	36.27	30	50.00	54 389	31.80
3M	4 251	25.45	3 528	26.56	8 233	28.45	3 964	27.16	215	29.88	330	21.67	978	13.62	338	16.85	4 365	23.47	1 180	34.35	3 341	37.31	69 794	28.62
3S/M	-	-	-	-	259	16.70	655	21.89	-	-	-	-	-	-	-	-	767	22.13	550	26.63	444	19.89	6 916	21.03
3XS	-	-	-	-	-	-	-	-	-	-	-	-	-	-	-	-	-	-	-	-	-	-	-	-
3XXS	-	-	-	-	-	-	-	-	-	-	-	-	-	-	-	-	-	-	-	-	-	-	-	-
4L	-	-	-	-	-	-	-	-	-	-	-	-	-	-	-	-	-	-	3 287	31.67	-	-	4 172	31.59
4L/M	-	-	-	-	-	-	-	-	-	-	-	-	-	-	-	-	-	-	338	29.70	-	-	6 356	21.81
4M	-	-	-	-	-	-	110	32.00	-	-	1 004	18.97	-	-	-	-	-	-	331	25.38	112	10.33	3 814	21.80
4S	-	-	-	-	-	-	-	-	-	-	-	-	-	-	-	-	-	-	-	-	-	-	49	20.00
4S/M	-	-	-	-	-	-	-	-	-	-	-	-	-	-	-	-	-	-	-	-	-	-	-	-
Total	149 622	46.17	57 537	45.61	205 987	42.46	102 676	45.82	103 331	48.97	45 358	53.02	117 063	39.92	41 240	44.12	149 563	48.37	62 551	49.79	116 748	57.32	2 187 133	46.20

Data disclaimer: Potatoes SA does not take responsibility for the accuracy or interpretation of company data re-purposed by 3rd parties

# PTA & JHB markets: Average Prices - Different Sizes (only 10 kg bags)



# DBN & CTN markets: Average Prices - Different Sizes (only 10 kg bags)




Mondial as % of total sales DBN 35%, CTN 27%  
 Sifra as % of total sales DBN 50%, CTN 56%  
 Lanorma as % of total sales DBN 0,38%, CTN 9%

# Thank you for your time


Feel free to contact us

 [Lebo@potatoes.co.za](mailto:Lebo@potatoes.co.za)

[Jodie@potatoes.co.za](mailto:Jodie@potatoes.co.za)

 +27 (0)12 349 1906

 6 De Havilland Crescent  
Persequor Techno Park  
Persequor Park  
Pretoria

 [www.potatoes.co.za](http://www.potatoes.co.za)



Potatoes  
Aartappels SA