



Weekly Market Information

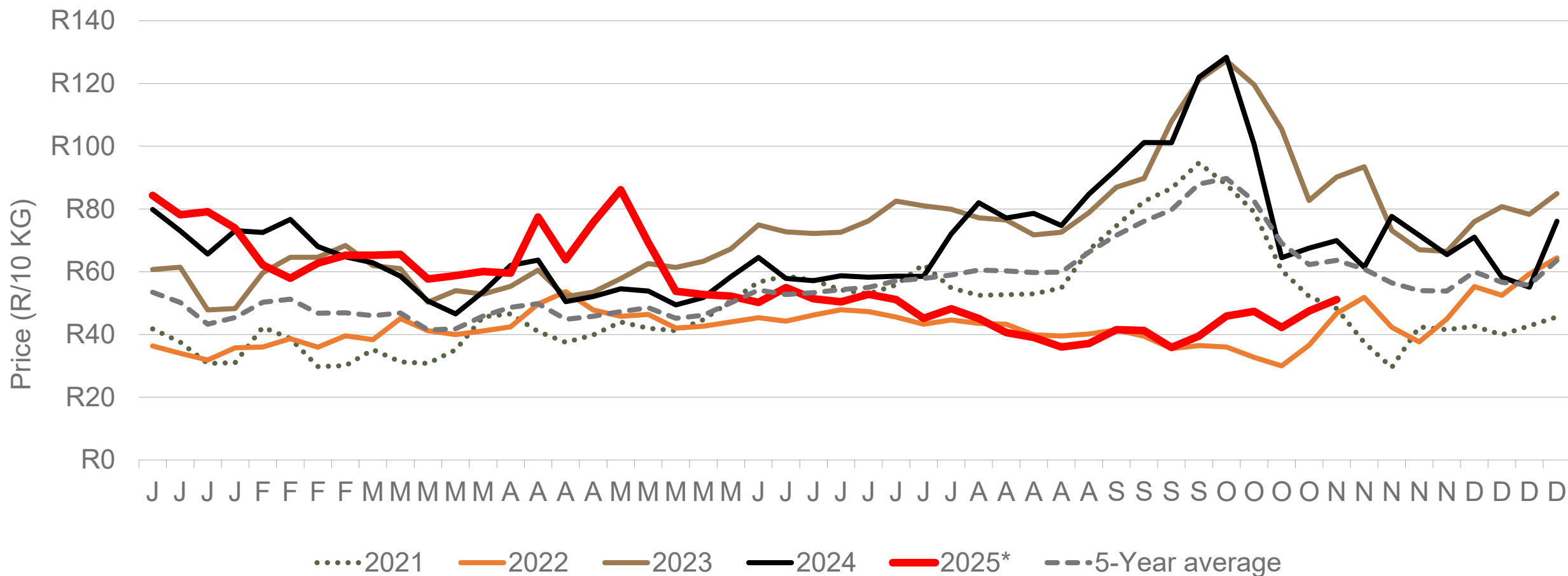
31 October 2025



**Potatoes
Aartappels SA**

www.potatoes.co.za


Average weekly price – all markets & all classes



Number of bags sold

11%

(Week on Week)



Average weekly price

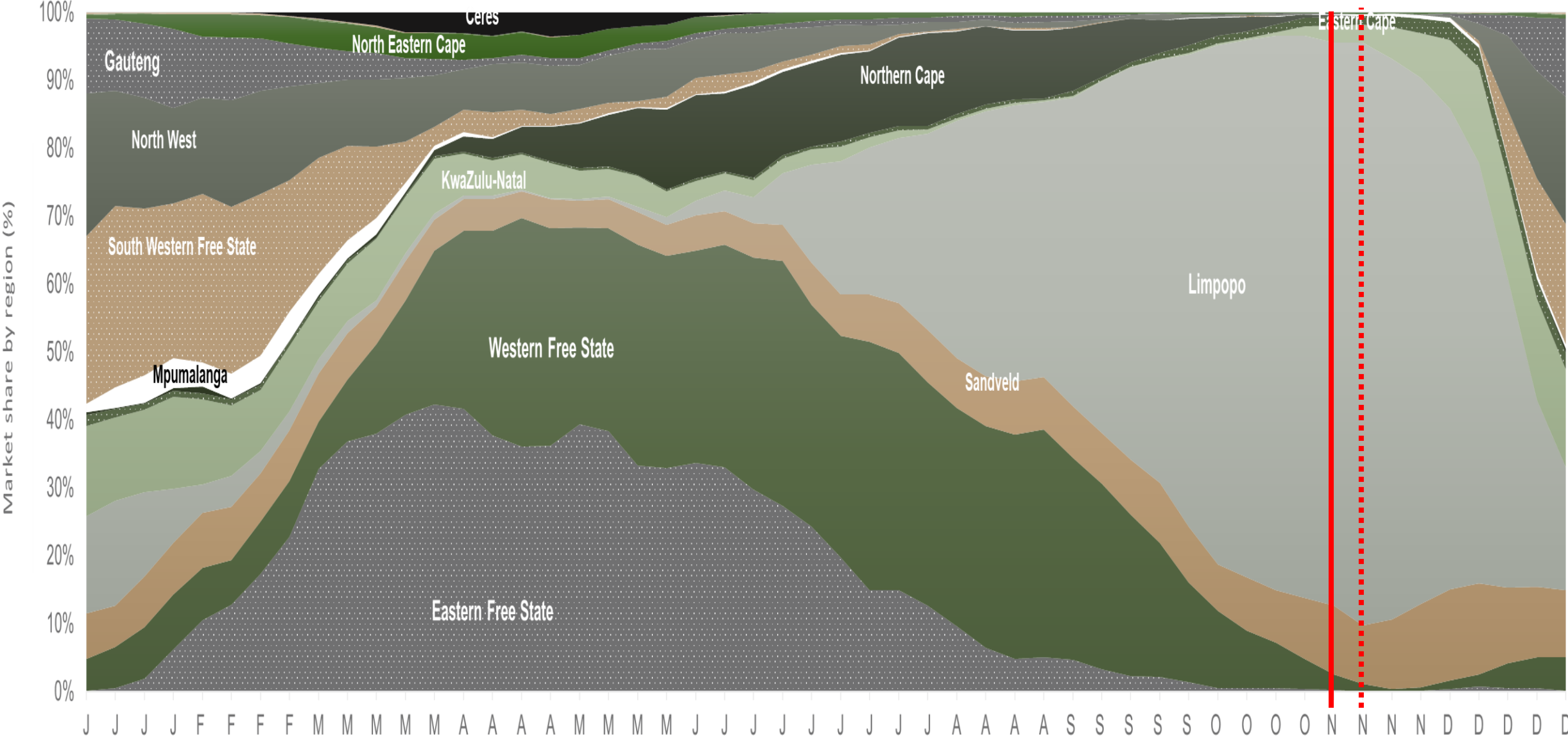
8%

(Week on week)



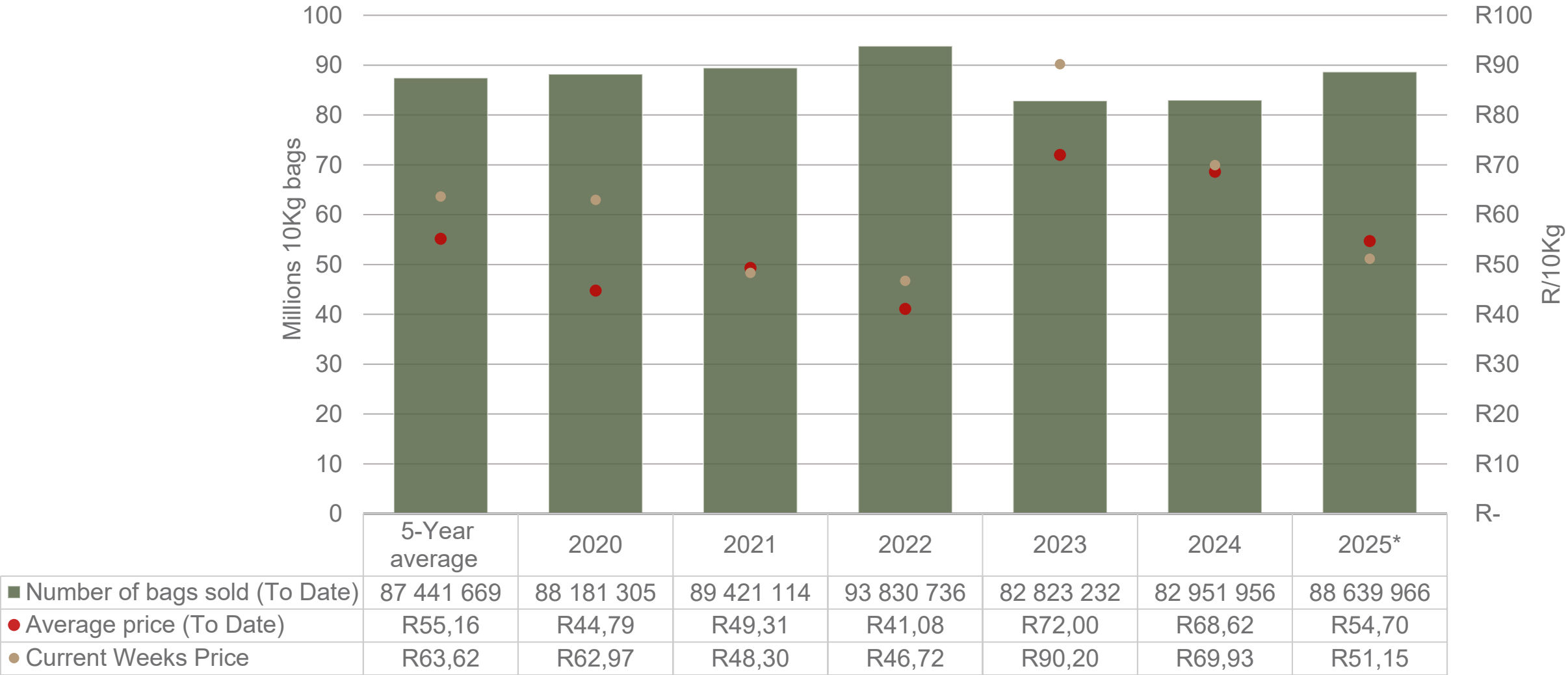
Data disclaimer: Potatoes SA does not take responsibility for the accuracy or interpretation of company data re-purposed by 3rd parties

Market share of regions on fresh produce markets 2019-2024



Data disclaimer: Potatoes SA does not take responsibility for the accuracy or interpretation of company data re-purposed by 3rd parties

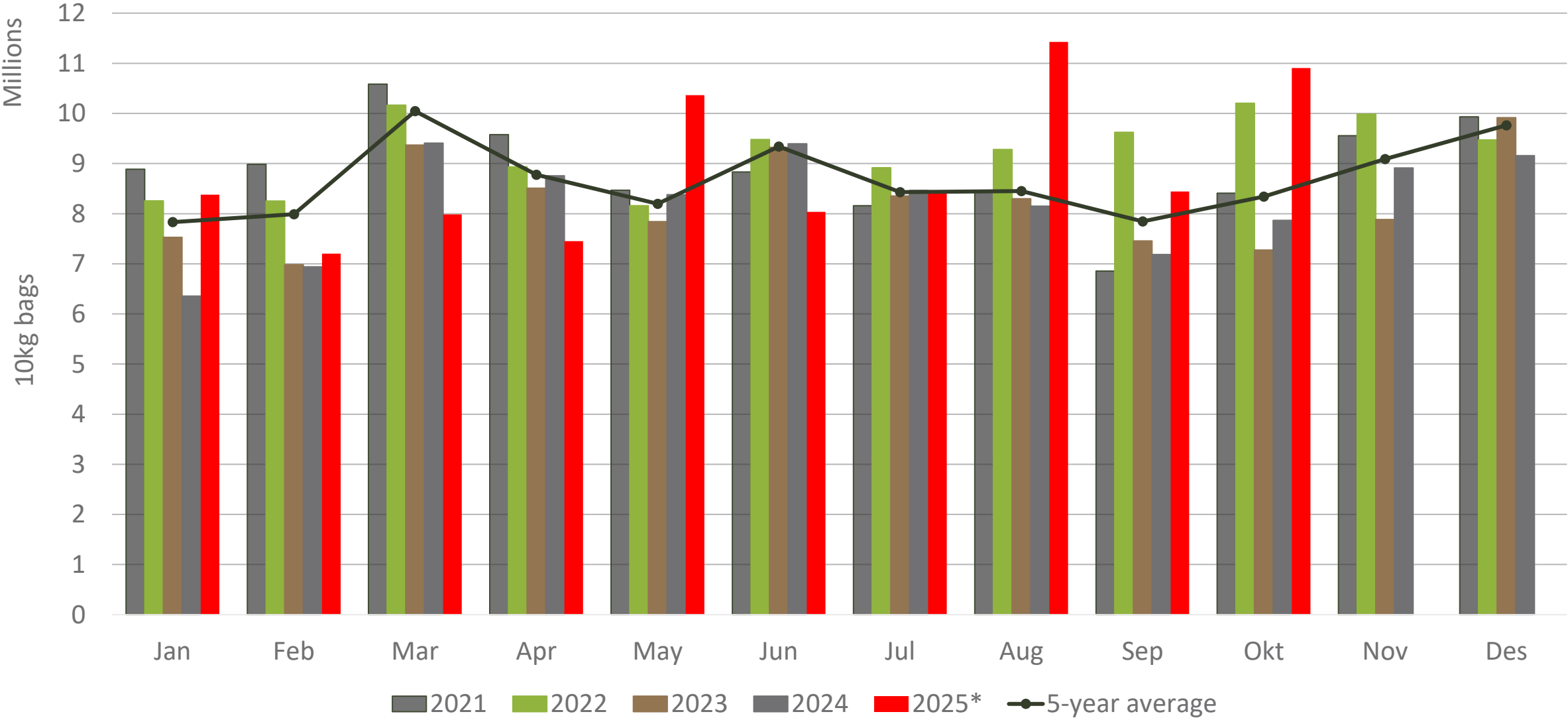
Cumulative total number of 10 kg bags sold on markets



Sold 1,198,297 bags more than the **5-year average** (2020 to 2024) of the first 44 weeks of 2025

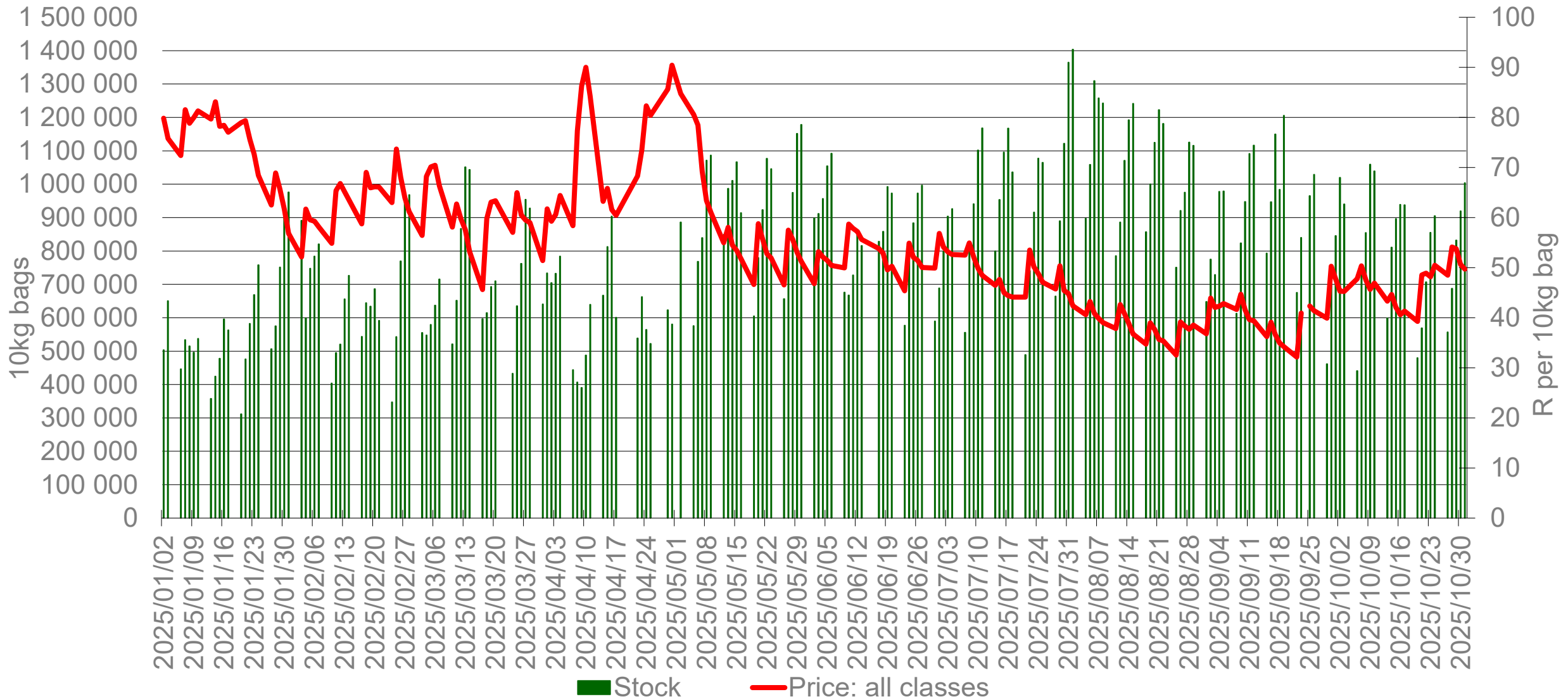
Data disclaimer: Potatoes SA does not take responsibility for the accuracy or interpretation of company data re-purposed by 3rd parties

Monthly sales volumes on markets: Potatoes

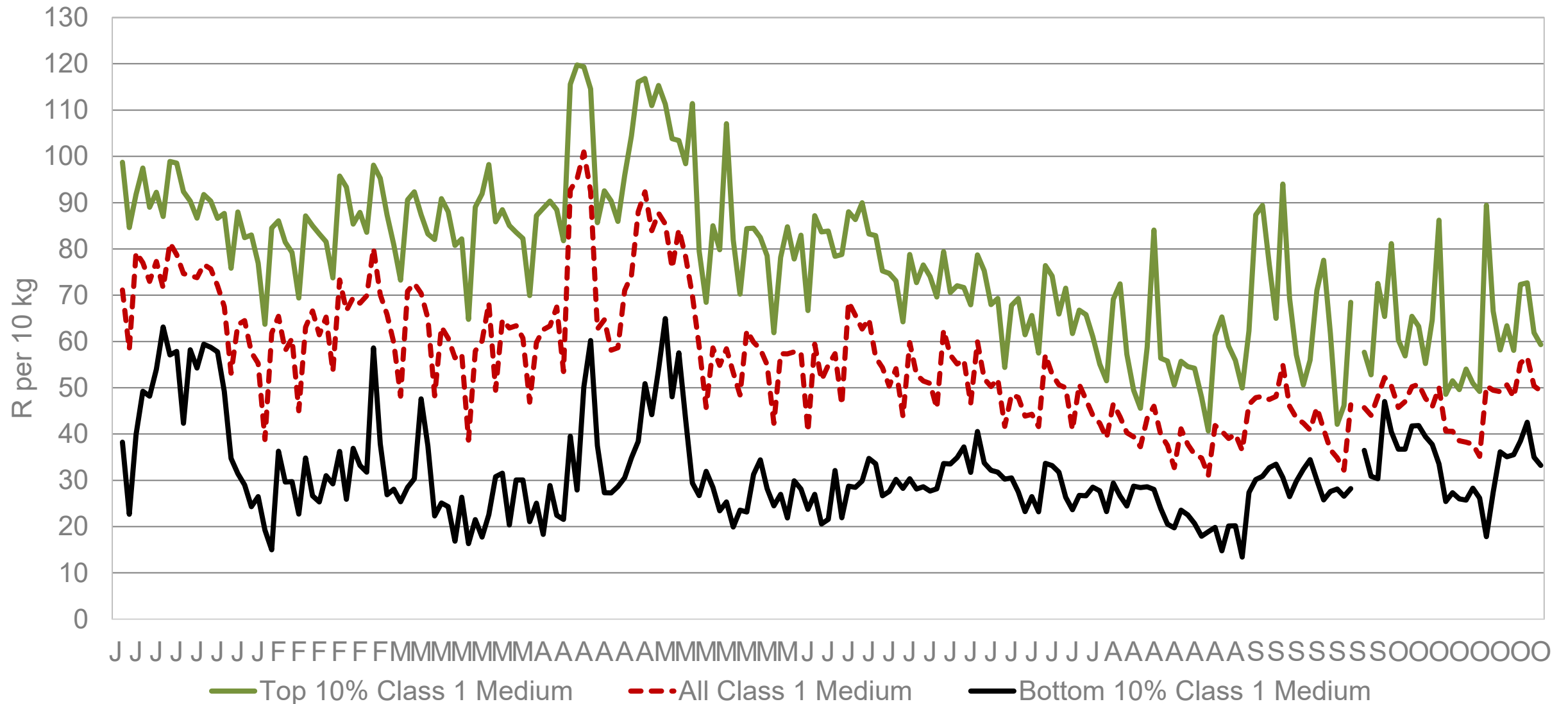


Data disclaimer: Potatoes SA does not take responsibility for the accuracy or interpretation of company data re-purposed by 3rd parties

RSA daily price versus daily available stocks (all classes & all sizes)



JHB market daily : Top 10% versus bottom 10% prices – Class 1 Medium (since January 2025)



Data disclaimer: Potatoes SA does not take responsibility for the accuracy or interpretation of company data re-purposed by 3rd parties

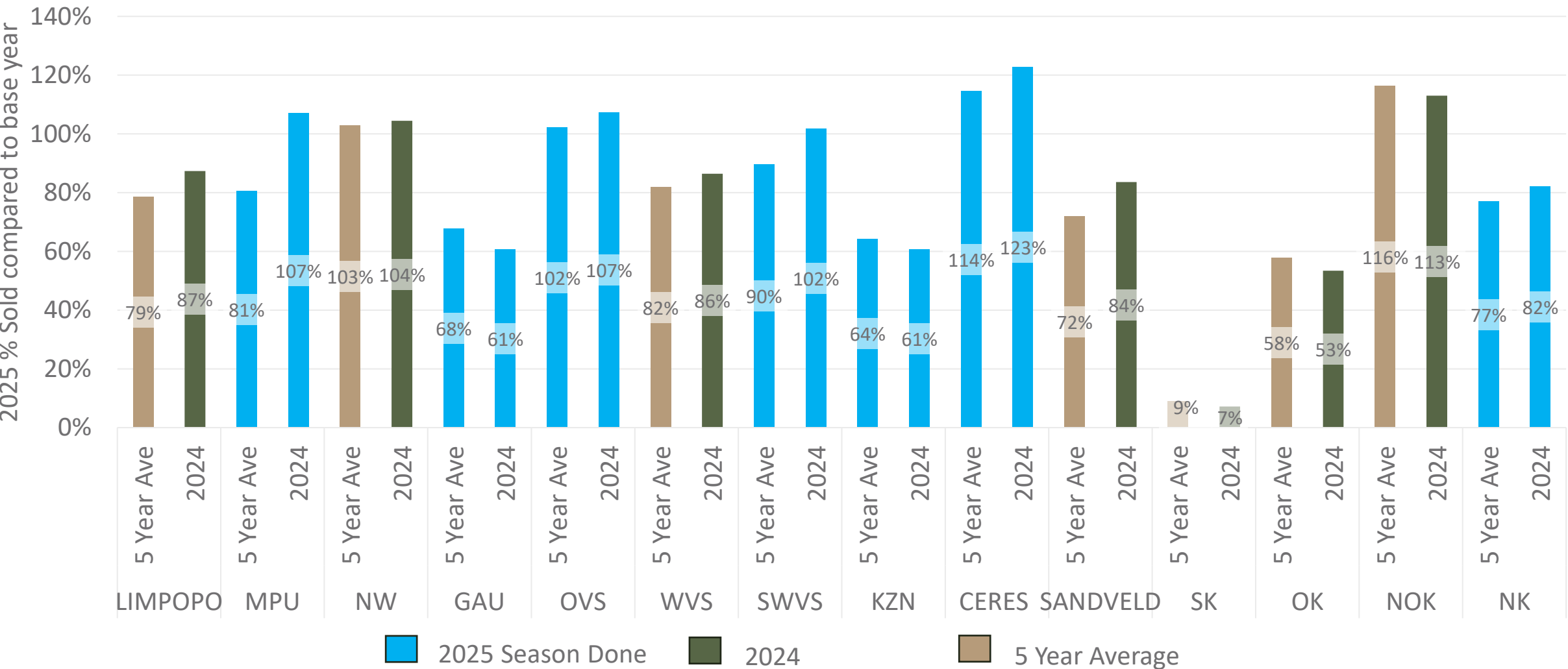
FPM Sales pace comparison per region

2025 compared to 5-year average and 2024



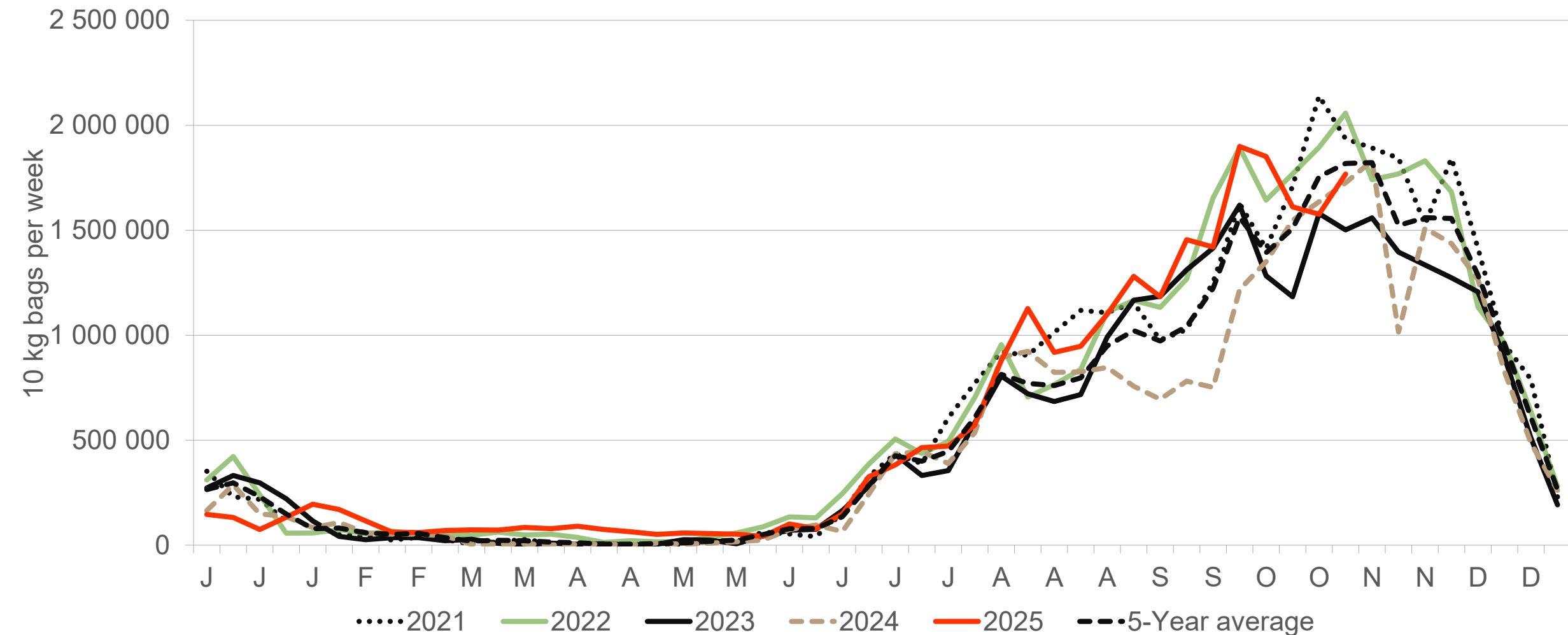
The *FPM Sales pace* compares the current year’s cumulative volumes sold on the FPM with the previous year and the five-year average. Differences in these trends reflect variations in hectares planted, regional weather conditions, yield performance, and market timing. Blue indicates regions that are done delivering for this season. Seasons are based on calendar year.

Note: This comparison is based on total volumes sold, not on hectares planted



Data disclaimer: Potatoes SA does not take responsibility for the accuracy or interpretation of company data re-purposed by 3rd parties

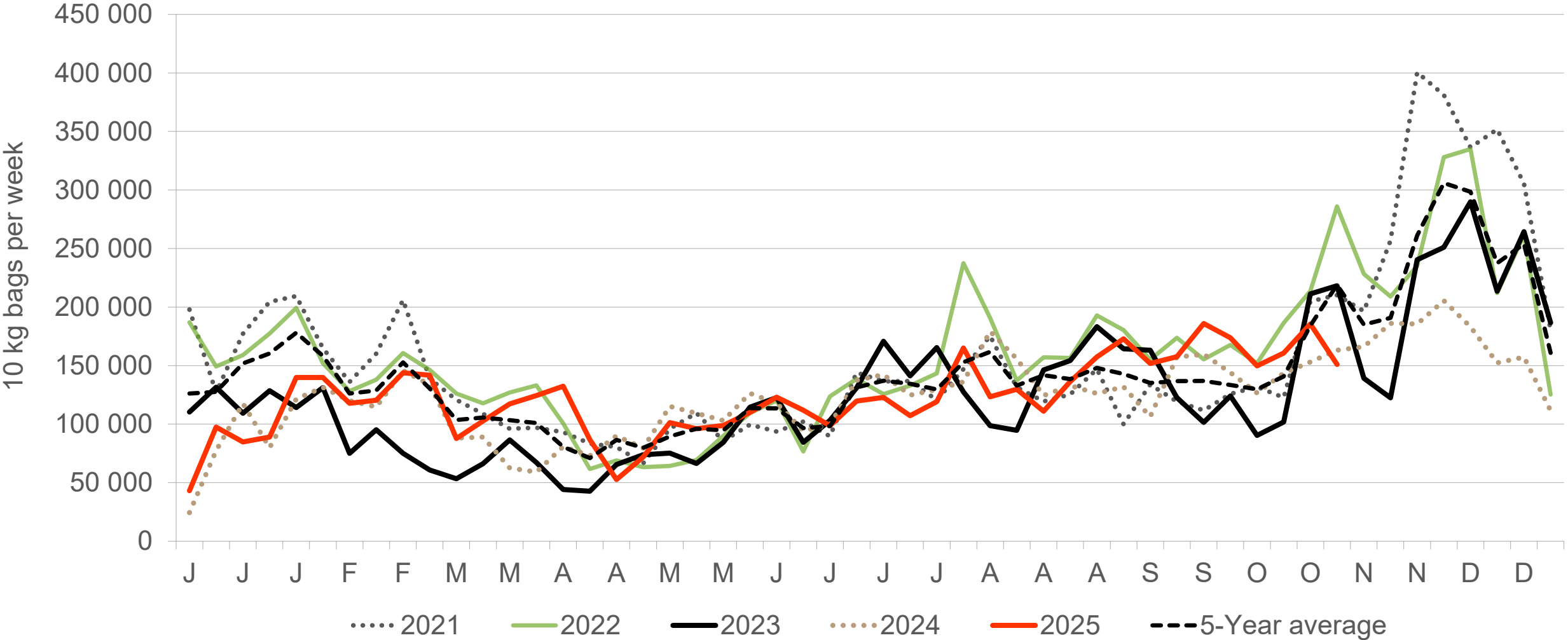
Limpopo: Amount of 10 kg bags per week sold on FPMs (all classes)



Sold 29% bags more than the first 44 weeks of 2024 and 3,156,940 bags more than the 5-year average (2020 to 2024) of the first 44 weeks of each year

Data disclaimer: Potatoes SA does not take responsibility for the accuracy or interpretation of company data re-purposed by 3rd parties

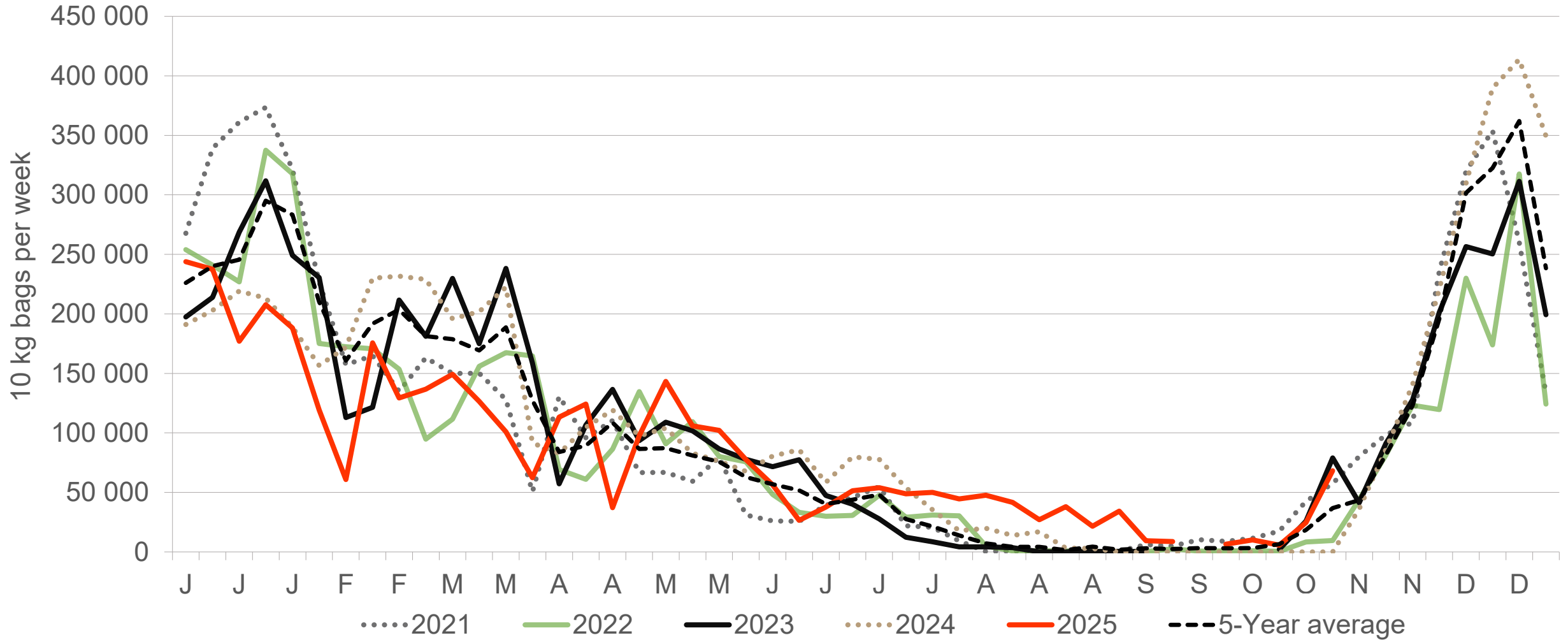
Sandveld: Amount of 10 kg bags per week sold on FPMs (all classes)



Sold 6% bags more than the first 44 weeks of 2024 and 227,217 bags less than the 5-year average (2020 to 2024) of the first 44 weeks of each year.

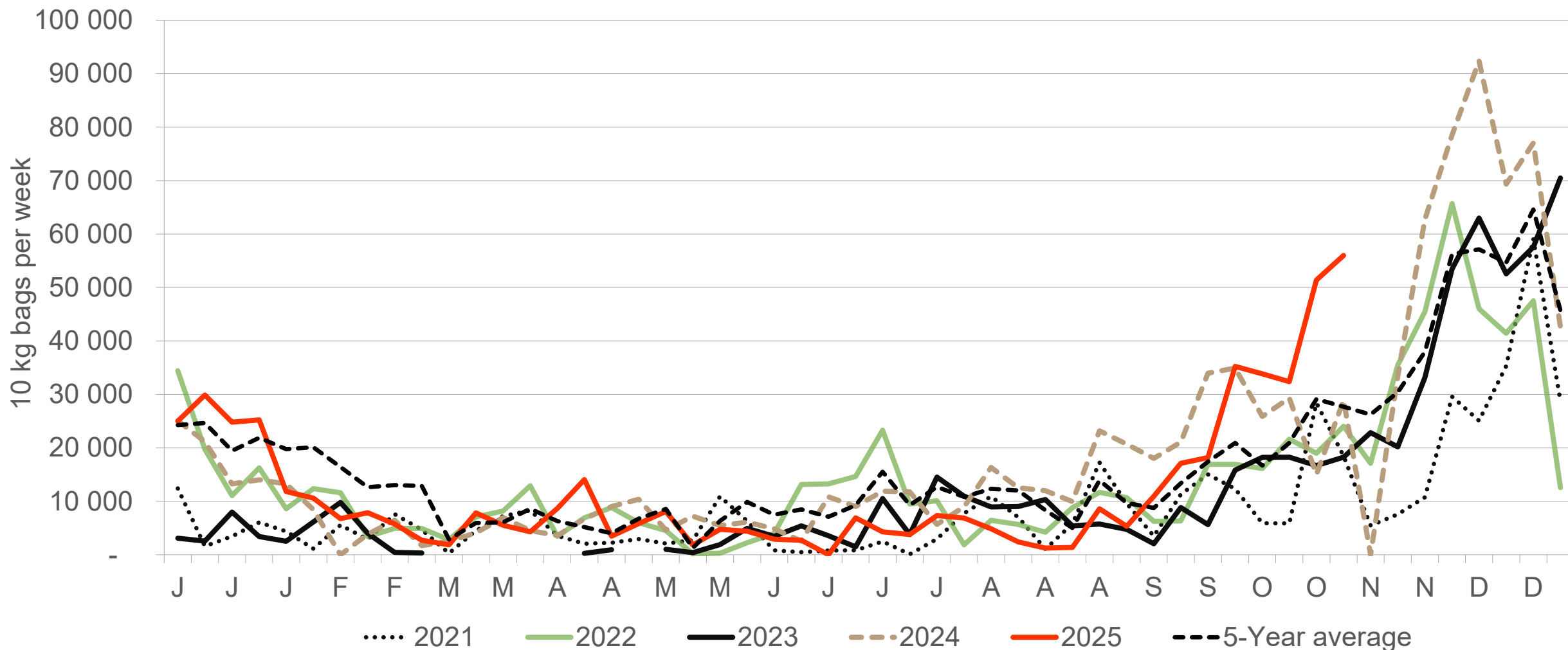
Data disclaimer: Potatoes SA does not take responsibility for the accuracy or interpretation of company data re-purposed by 3rd parties

KwaZulu-Natal: Amount of 10 kg bags per week sold on FPMs (all classes)



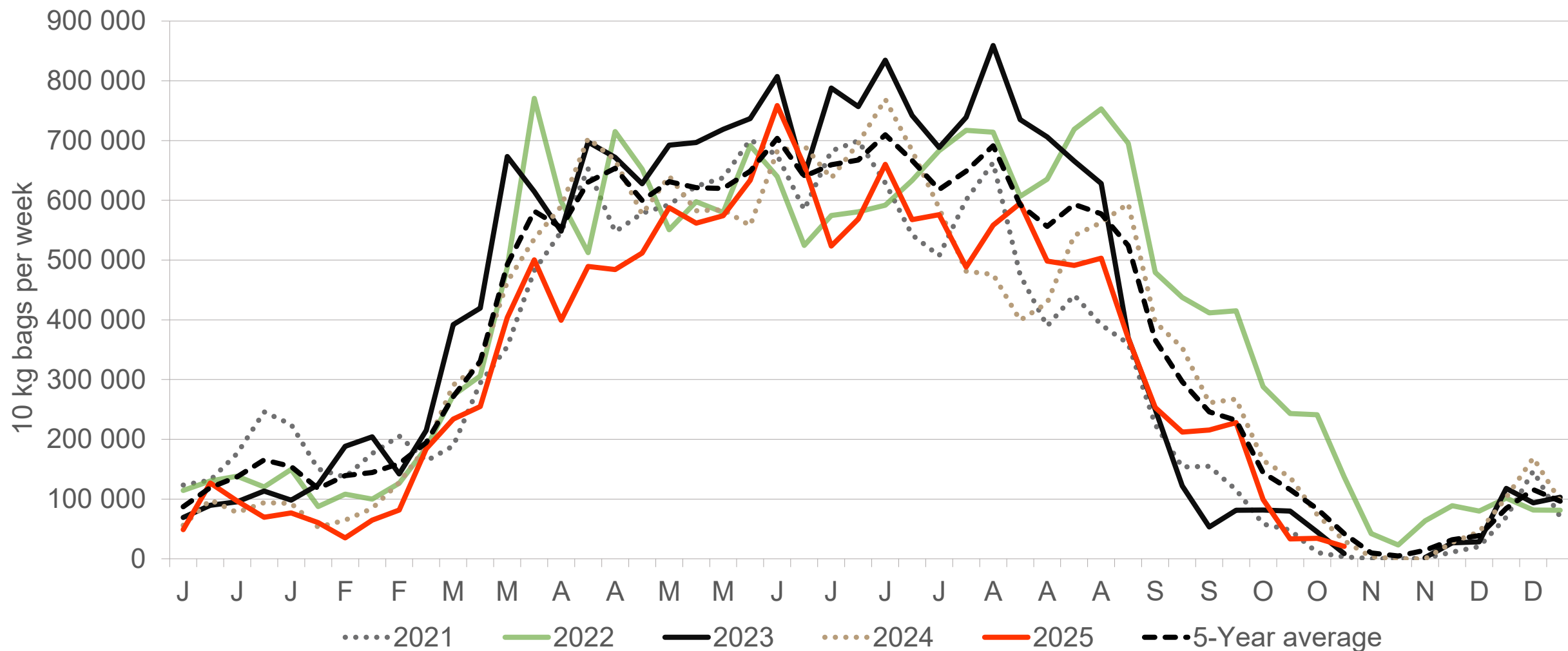
Sold 10% bags less than the first 44 weeks of 2024 and 352,574 bags less than the 5-year average (2020 to 2024) of the first 44 weeks of each year.

Eastern Cape: Amount of 10 kg bags per week sold on FPMs (all classes)



Sold 2% bags less than the first 44 weeks of 2024 and 47,945 bags more than the 5-year average (2020 to 2024) of the 44 weeks of each year.

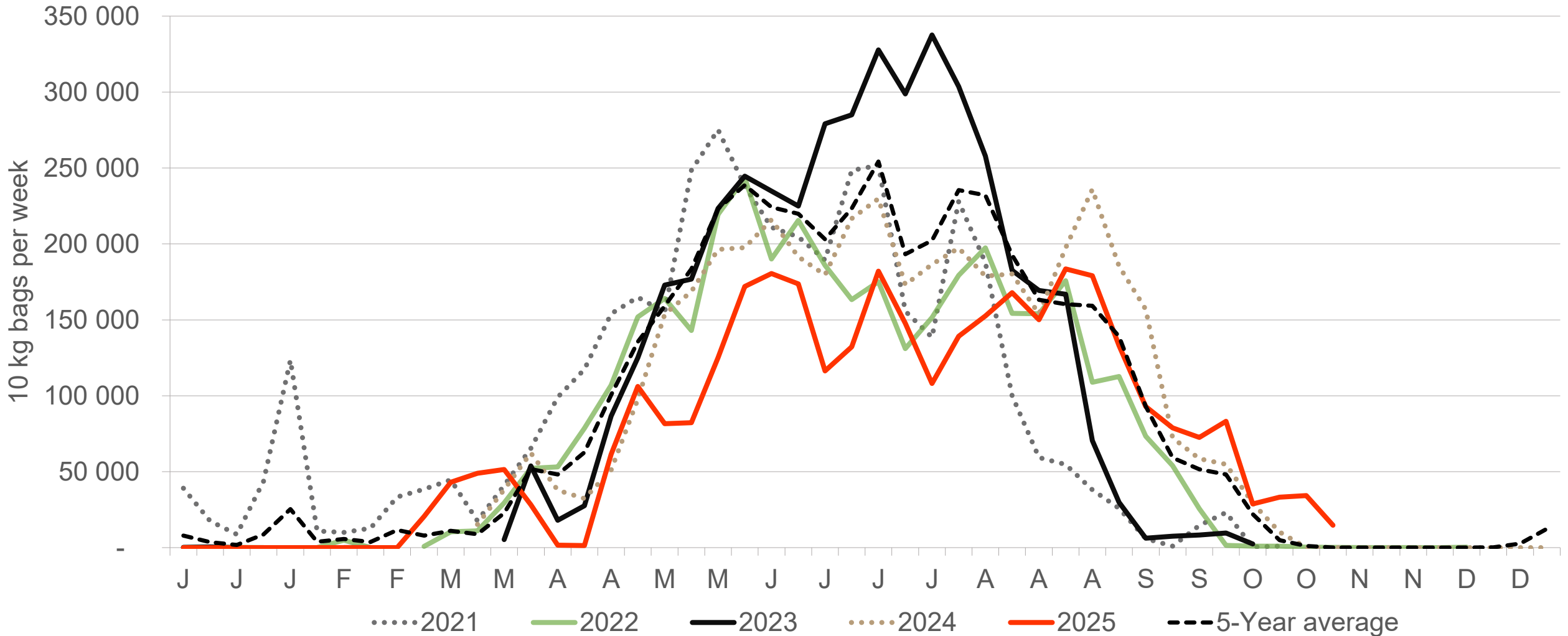
Western Free State : Amount of 10 kg bags per week sold on FPMs (all classes)



Sold 11% bags less than the first 44 weeks of 2024 and 3,036,024 bags less than the 5-year average (2020 to 2024) of the first 44 weeks of each year.

Data disclaimer: Potatoes SA does not take responsibility for the accuracy or interpretation of company data re-purposed by 3rd parties

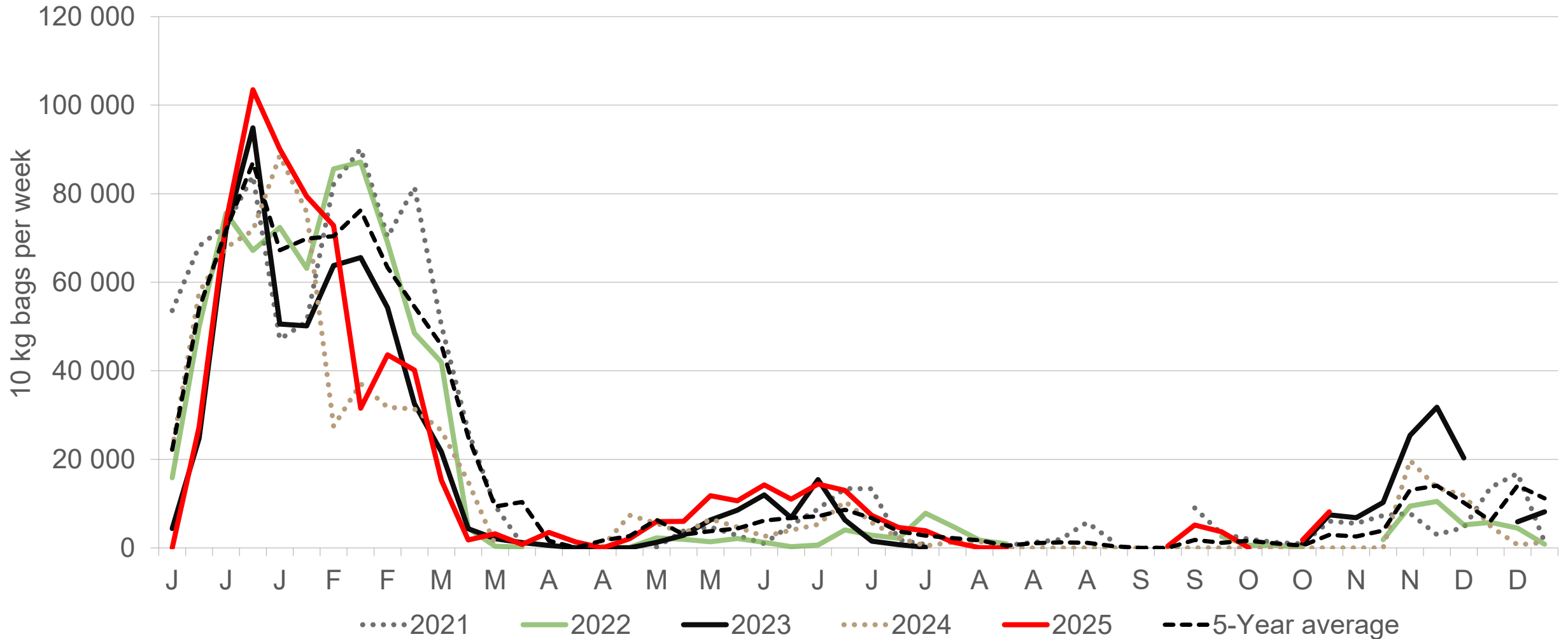
Northern Cape: Amount of 10 kg bags per week sold on FPMs (all classes)



Sold 18% bags less than the first 44 weeks of 2024 and 1,000,281 bags less than the 5-year average (2020 to 2024) of the first 44 weeks of each year.

Data disclaimer: Potatoes SA does not take responsibility for the accuracy or interpretation of company data re-purposed by 3rd parties

Mpumalanga: Amount of 10 kg bags per week sold on FPMs (all classes)



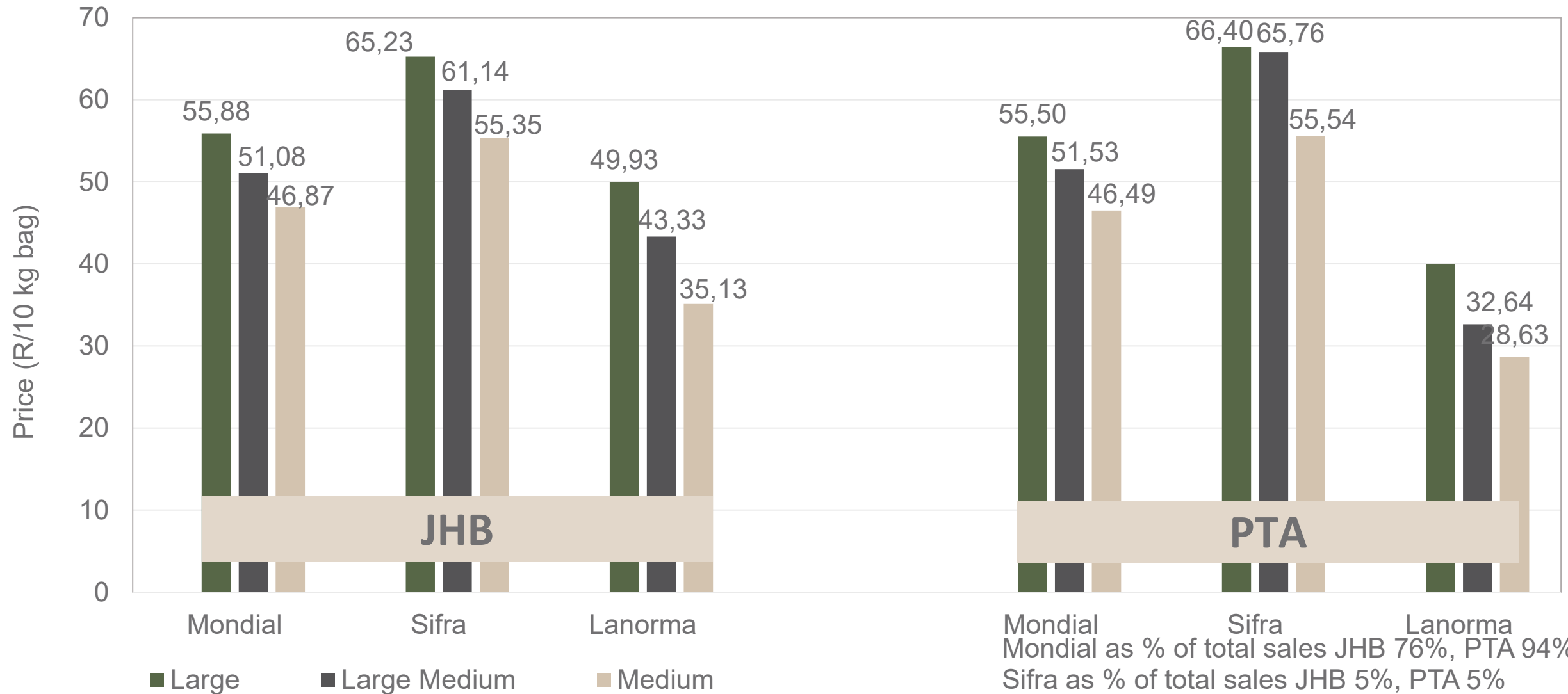
Sold 16% bags more than the first 44 weeks of 2024 and 96,431 bags less than the 5-year average (2020 to 2024) of the 44 weeks of each year.

Average weekly prices and volumes for 10 kg bags of potatoes sold on selected markets from selected production regions

	Limpopo												Sandveld		KwaZulu-Natal				Eastern Cape				All Regions	
Klas & Grootte	JOH		PRE		DUR		SPR		BLO		KLE		CAP		DUR		PIE		POR		EAS		All Markets	
	Volume	Prices	Volume	Prices	Volume	Prices	Volume	Prices	Volume	Prices	Volume	Prices	Volume	Prices	Volume	Prices	Volume	Prices	Volume	Prices	Volume	Prices	Volume	Prices
	10kg	R/10kg	10kg	R/10kg	10kg	R/10kg	10kg	R/10kg	10kg	R/10kg	10kg	R/10kg	10kg	R/10kg	10kg	R/10kg	10kg	R/10kg	10kg	R/10kg	10kg	R/10kg	10kg	R/10kg
1L	196 747	61,35	87 526	62,76	19 318	64,50	29 919	62,19	7 741	70,82	9 524	68,53	17 393	64,62	8 703	64,39	4 893	68,89	4 985	67,86	3 770	70,41	442 822	62,49
1L/M	243 096	55,84	98 895	58,87	42 325	67,79	29 982	56,86	14 529	66,23	18 460	57,08	21 648	57,14	15 538	61,76	7 156	62,29	6 441	60,85	6 748	66,02	556 510	57,98
1M	189 827	52,44	89 375	52,80	36 547	62,67	27 118	49,27	13 173	59,51	15 615	50,97	39 931	51,78	12 239	57,27	5 644	56,49	8 054	57,96	5 187	65,29	493 334	53,35
1S	84 824	29,35	22 904	31,15	23 958	38,75	11 273	30,93	2 571	31,15	5 443	33,29	12 923	33,28	2 393	35,25	2 341	32,03	3 119	44,56	2 525	45,35	199 607	31,85
1S/M	58 685	38,40	24 050	38,14	8 405	59,29	7 128	40,29	3 345	49,65	2 178	40,16	3 551	44,08	1 798	51,31	1 778	44,80	348	55,11	-	-	131 520	40,99
1XL	3 684	62,57	-	-	-	-	-	-	-	-	-	-	-	-	-	-	-	-	-	-	-	-	3 684	62,57
1XS	32 259	20,93	-	-	-	-	-	-	-	-	-	-	-	-	-	-	-	-	-	-	-	-	34 191	20,63
1XXS	365	23,76	-	-	-	-	-	-	-	-	-	-	-	-	-	-	-	-	-	-	-	-	477	20,53
2L	20 171	52,31	14 145	57,89	2 394	52,79	1 956	57,73	990	62,61	3 952	64,28	4 683	54,64	53	50,00	1 769	59,38	323	62,24	895	63,85	59 882	55,59
2L/M	22 095	44,19	18 739	52,32	3 151	57,28	2 321	52,25	1 379	55,03	3 879	52,24	5 956	53,16	95	53,01	1 356	55,16	367	57,22	411	60,92	75 764	48,33
2M	13 310	37,42	8 723	46,54	5 350	49,61	2 089	45,75	842	64,19	3 810	38,69	11 993	41,14	16	48,00	843	51,50	2 801	48,34	717	55,52	65 612	41,56
2S	4 676	23,00	2 318	27,85	1 259	36,93	494	24,04	220	29,14	1 259	25,23	6 577	27,14	27	30,00	603	23,57	321	38,75	1 268	34,35	22 119	27,56
2S/M	4 299	30,13	2 160	32,48	2 761	36,38	348	32,36	565	44,79	1 484	31,91	220	34,40	110	41,00	-	-	-	-	-	-	16 041	29,59
2XL	3	55,00	-	-	-	-	-	-	-	-	-	-	-	-	-	-	-	-	-	-	-	-	3	55,00
2XS	-	-	-	-	-	-	-	-	-	-	-	-	-	-	-	-	-	-	-	-	-	-	1 172	10,92
2XXS	-	-	-	-	-	-	-	-	-	-	-	-	-	-	-	-	-	-	-	-	-	-	-	-
3L	1 358	44,73	1 426	48,66	910	42,21	434	52,62	-	-	418	48,25	543	43,77	-	-	-	-	-	-	-	-	12 734	41,61
3L/M	5 277	37,06	2 150	44,77	323	56,81	550	46,63	5	64,00	110	45,00	1 980	47,86	-	-	-	-	-	-	330	50,00	14 380	34,88
3M	6 702	36,91	2 270	39,98	1 070	38,55	1 210	40,84	-	-	1 460	39,05	5 011	32,81	-	-	455	38,09	1 597	37,95	3 234	29,04	29 397	35,82
3S/M	-	-	24	25,00	-	-	-	-	-	-	-	-	11	35,18	-	-	30	35,00	-	-	-	-	65	31,34
3XS	-	-	-	-	-	-	-	-	-	-	-	-	-	-	-	-	-	-	-	-	-	-	-	-
3XXS	-	-	-	-	-	-	-	-	-	-	-	-	-	-	-	-	-	-	-	-	-	-	-	-
4L	-	-	-	-	-	-	-	-	-	-	-	-	-	-	-	-	-	-	-	-	-	-	110	15,00
4L/M	-	-	-	-	-	-	-	-	-	-	-	-	-	-	-	-	-	-	-	-	-	-	1 254	13,03
4M	-	-	498	27,93	-	-	-	-	-	-	-	-	-	-	-	-	-	-	-	-	-	-	949	19,41
4S	-	-	-	-	-	-	-	-	-	-	-	-	-	-	-	-	-	-	-	-	-	-	-	-
4S/M	-	-	-	-	-	-	-	-	-	-	-	-	-	-	-	-	-	-	-	-	-	-	50	15,00
Total	887 378	50,18	385 294	53,28	153 163	57,27	118 198	51,06	46 038	60,53	68 582	51,87	150 555	45,97	41 040	58,85	27 119	55,95	30 049	54,72	25 941	56,29	2 209 098	51,12

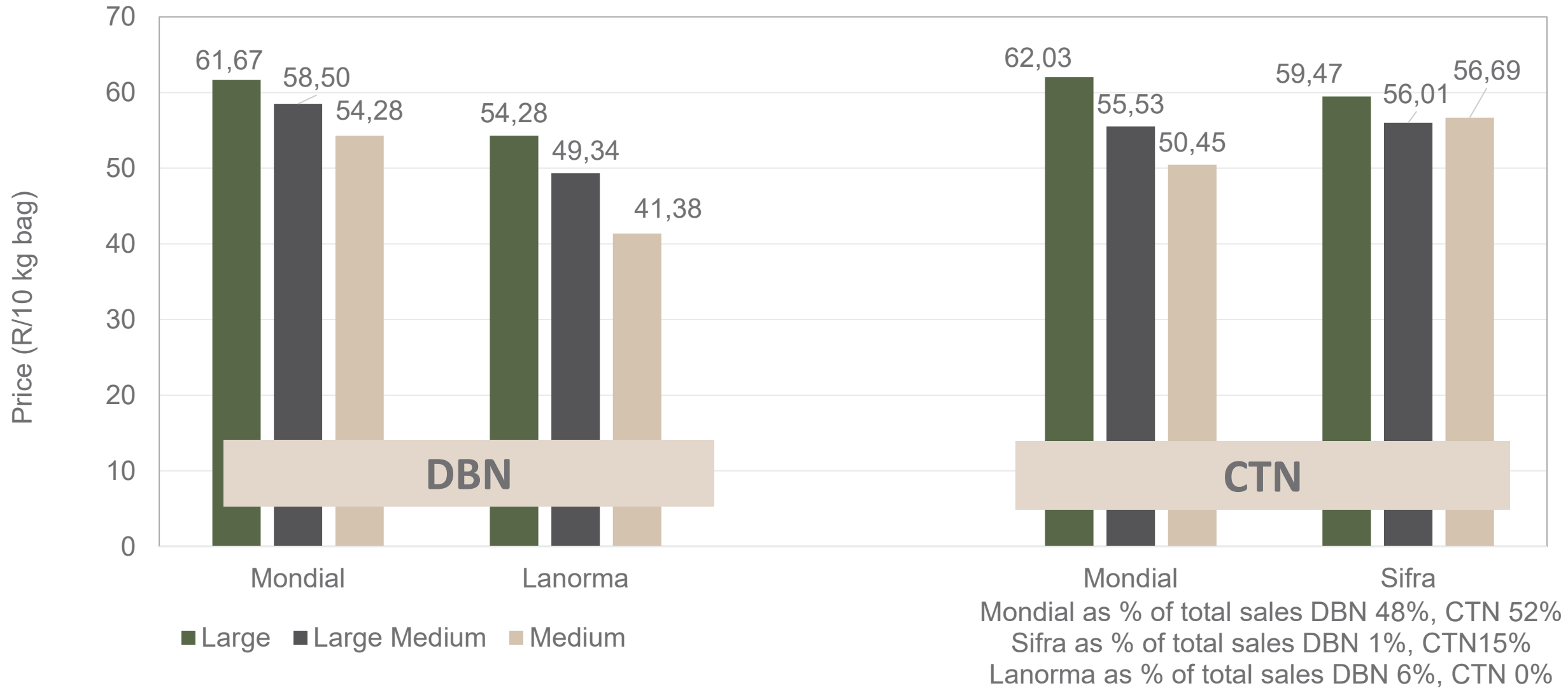
Data disclaimer: Potatoes SA does not take responsibility for the accuracy or interpretation of company data re-purposed by 3rd parties

PTA & JHB markets: Average Prices - Different Sizes (only 10 kg bags)



Data disclaimer: Potatoes SA does not take responsibility for the accuracy or interpretation of company data re-purposed by 3rd parties

DBN & CTN markets: Average Prices - Different Sizes (only 10 kg bags)



Data disclaimer: Potatoes SA does not take responsibility for the accuracy or interpretation of company data re-purposed by 3rd parties

Thank you for your time

Feel free to contact us



Dikgetho@potatoes.co.za
Jodie@potatoes.co.za



+27 (0)12 349 1906



6 De Havilland Crescent
Persequor Techno Park
Persequor Park
Pretoria



www.potatoes.co.za



**Potatoes
Aartappels SA**