



Weekly Market Information

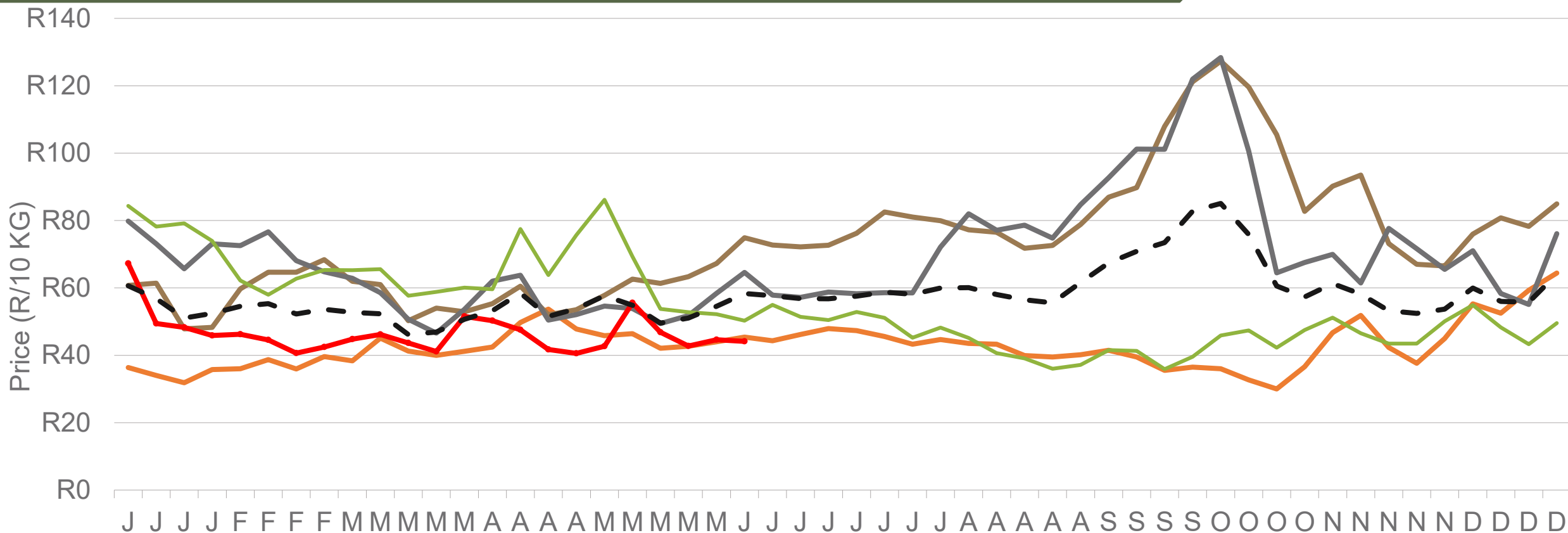
5 June 2026



Potatoes
Aartappels SA

www.potatoes.co.za

Average weekly price – all markets & all classes




— 2022 — 2023 — 2024 — 2025 — 2026* - -5-Year average



Number of bags sold

8%


(Week on Week)



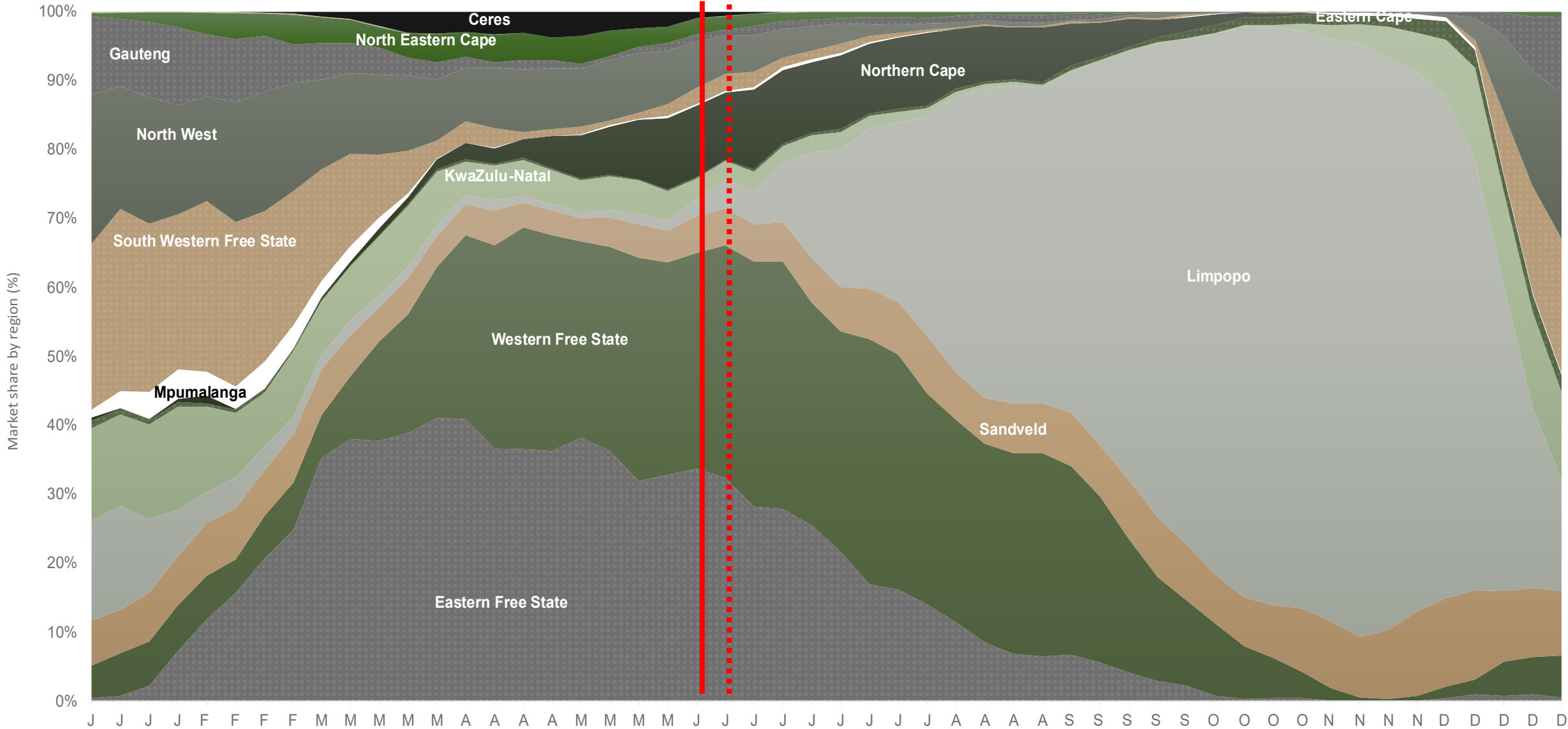
Average weekly price

1%

(Week on week)

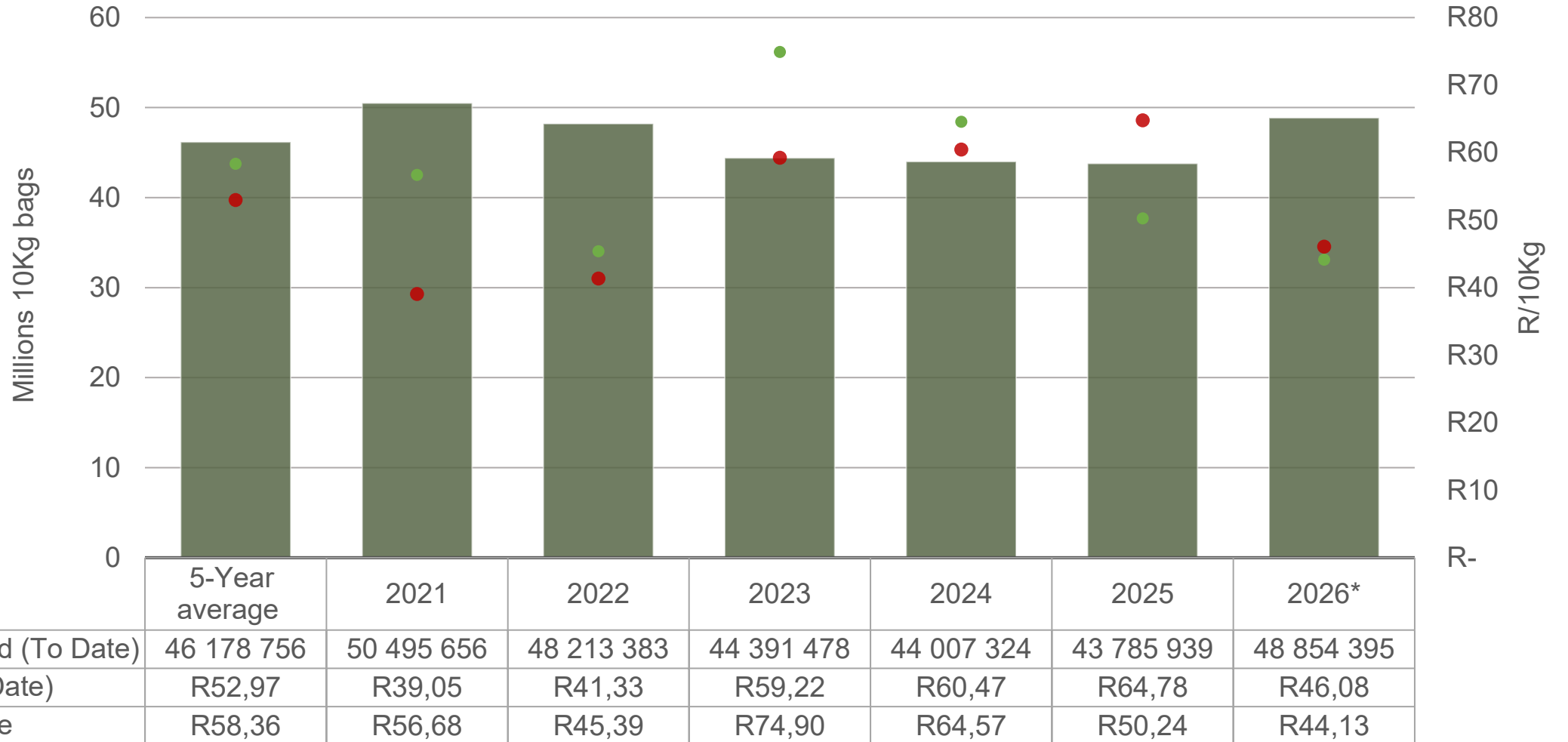


Market share of regions on fresh produce markets 2021-2025



Data disclaimer: Potatoes SA does not take responsibility for the accuracy or interpretation of company data re-purposed by 3rd parties

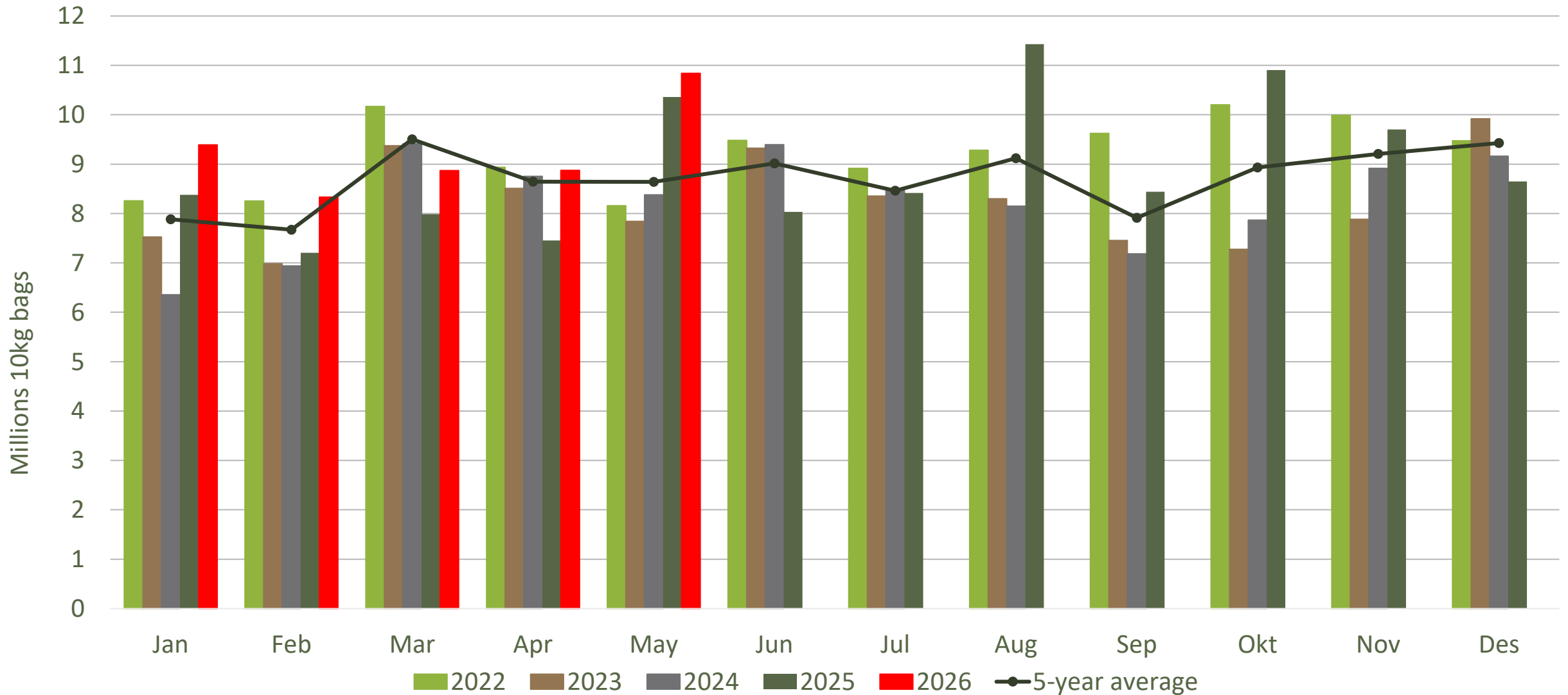
Cumulative total number of 10 kg bags sold on markets



Sold 2,675,639 bags **more** than the **5-year average** (2021 to 2025) for the first 23 weeks of 2026

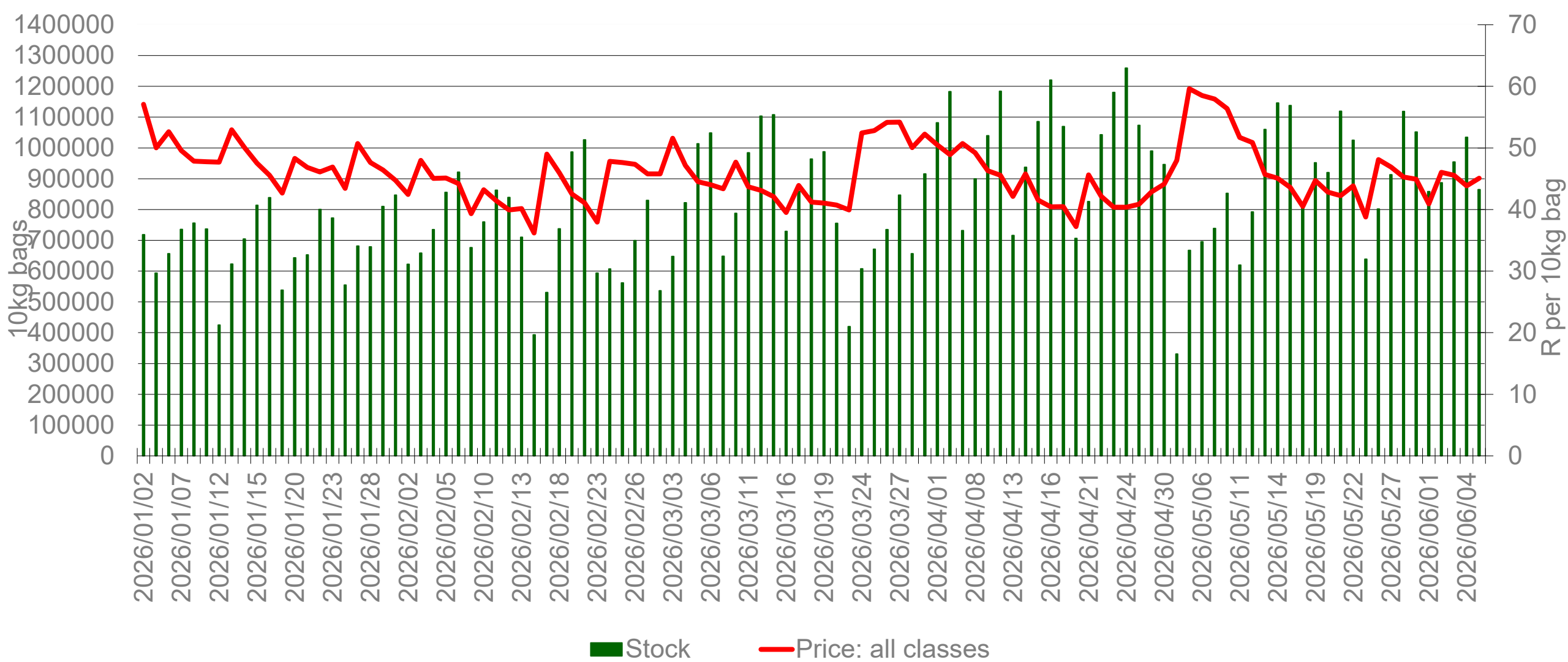
Data disclaimer: Potatoes SA does not take responsibility for the accuracy or interpretation of company data re-purposed by 3rd parties

Monthly sales volumes on markets: Potatoes



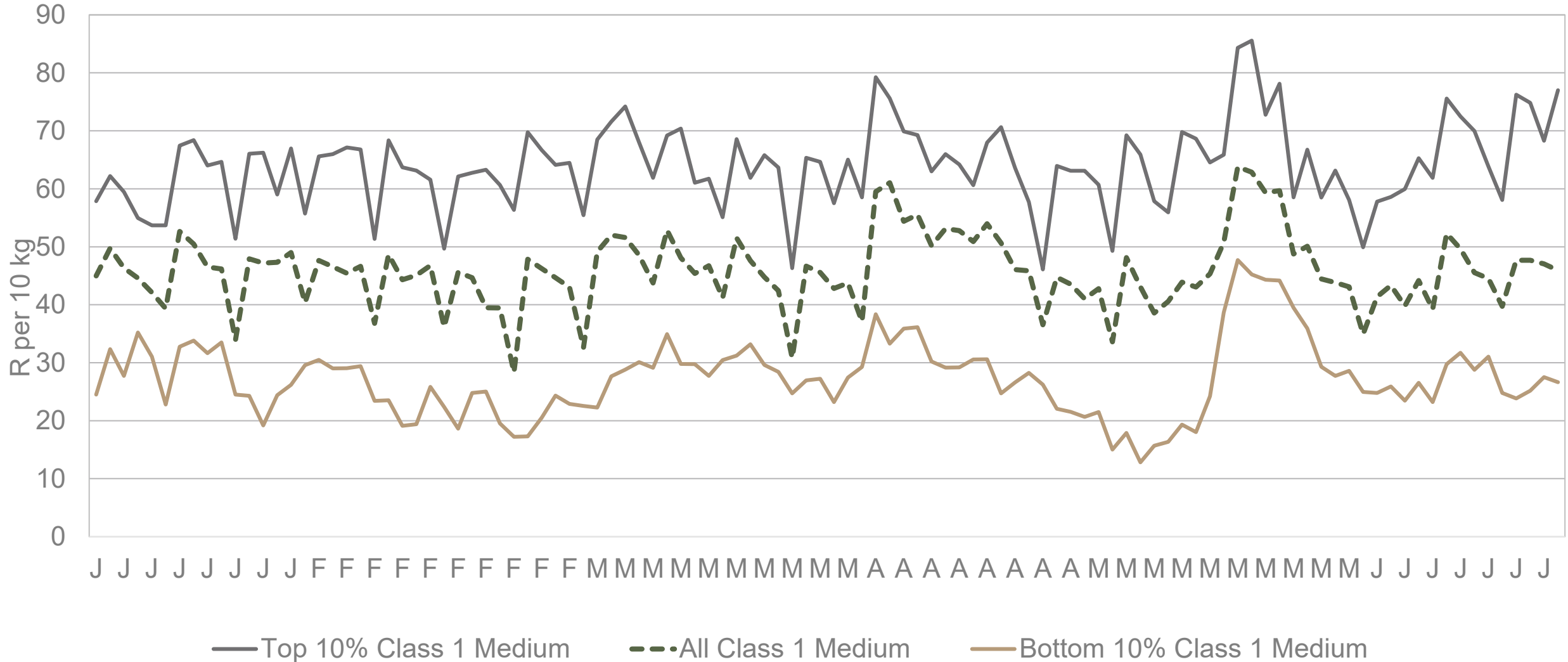
Data disclaimer: Potatoes SA does not take responsibility for the accuracy or interpretation of company data re-purposed by 3rd parties

RSA daily price versus daily available stocks (all classes & all sizes)



Data disclaimer: Potatoes SA does not take responsibility for the accuracy or interpretation of company data re-purposed by 3rd parties

JHB market daily : Top 10% versus bottom 10% prices – Class 1 Medium (since January 2026)



Data disclaimer: Potatoes SA does not take responsibility for the accuracy or interpretation of company data re-purposed by 3rd parties

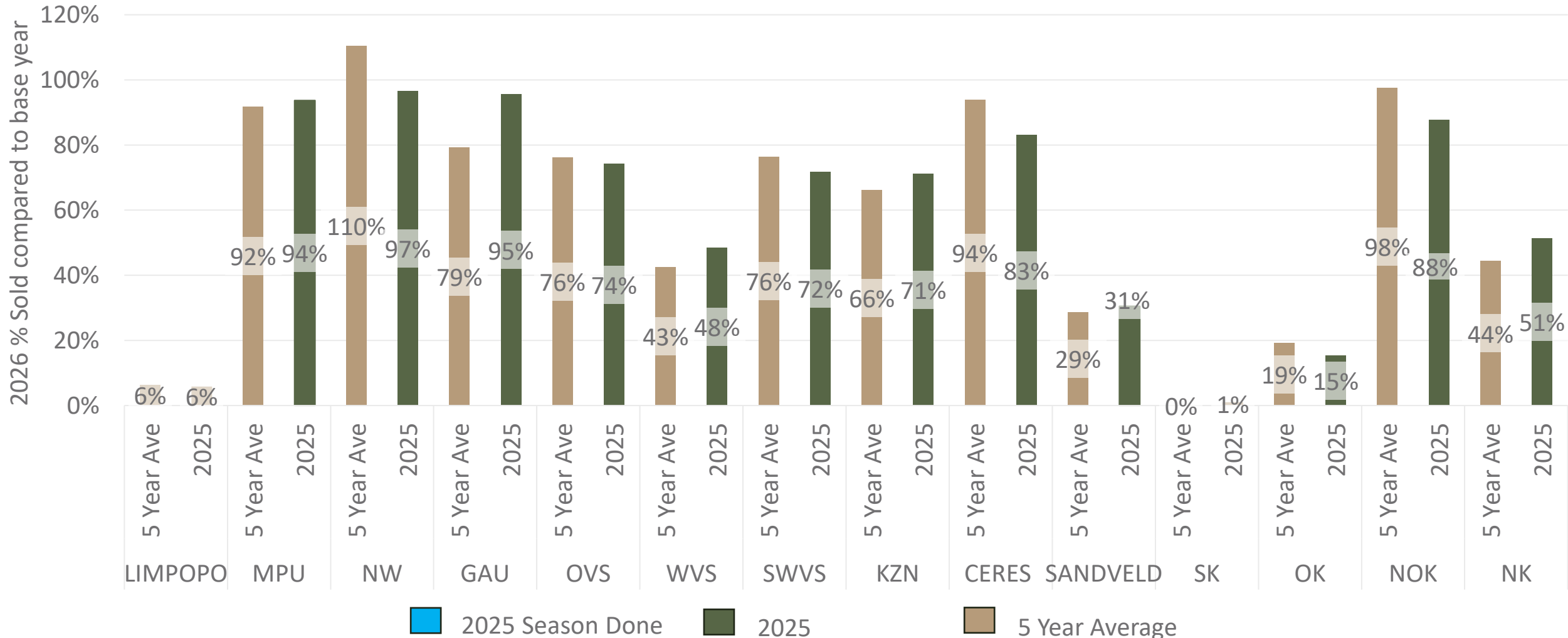
FPM Sales pace comparison per region

2026 compared to 5-year average and 2025



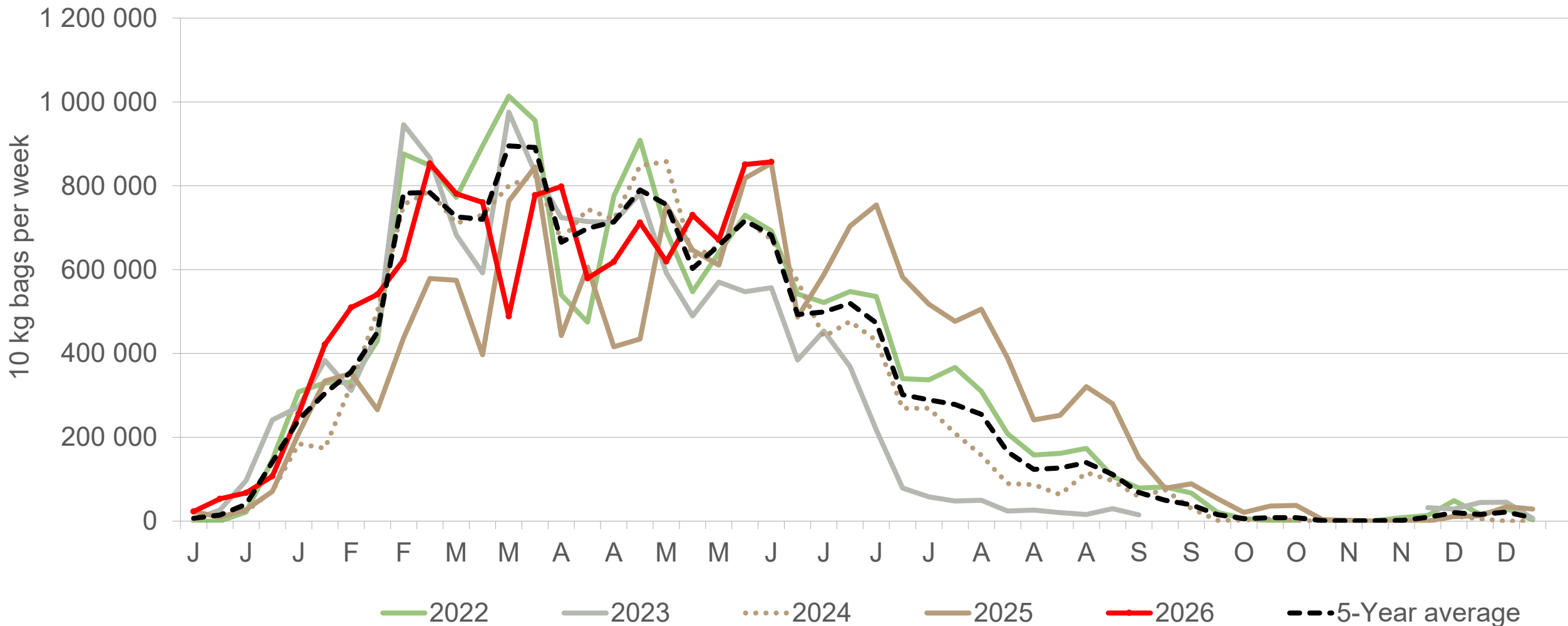
The *FPM Sales pace* compares the current year's cumulative volumes sold on the FPM with the previous year and the five-year average. Differences in these trends reflect variations in hectares planted, regional weather conditions, yield performance, and market timing. Blue indicates regions that are done delivering for this season. Seasons are based on calendar year.

Note: This comparison is based on total volumes sold, not on hectares planted



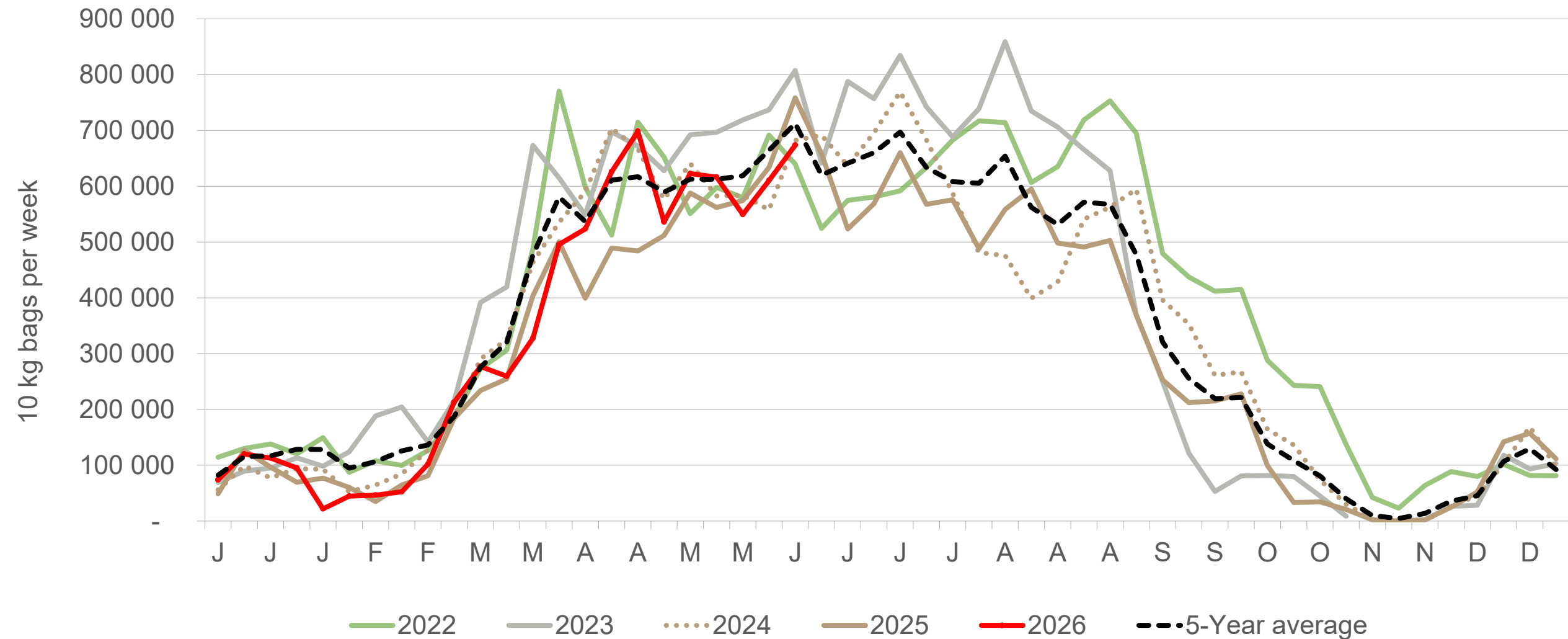
Data disclaimer: Potatoes SA does not take responsibility for the accuracy or interpretation of company data re-purposed by 3rd parties

Eastern Free State: Amount of 10 kg bags per week sold on FPMs (all classes)



Sold 21% bags **more** than the first 23 weeks of 2025 and 60,282 **less** than the 5-year average (2021 to 2025) of the first 23 weeks of each year.

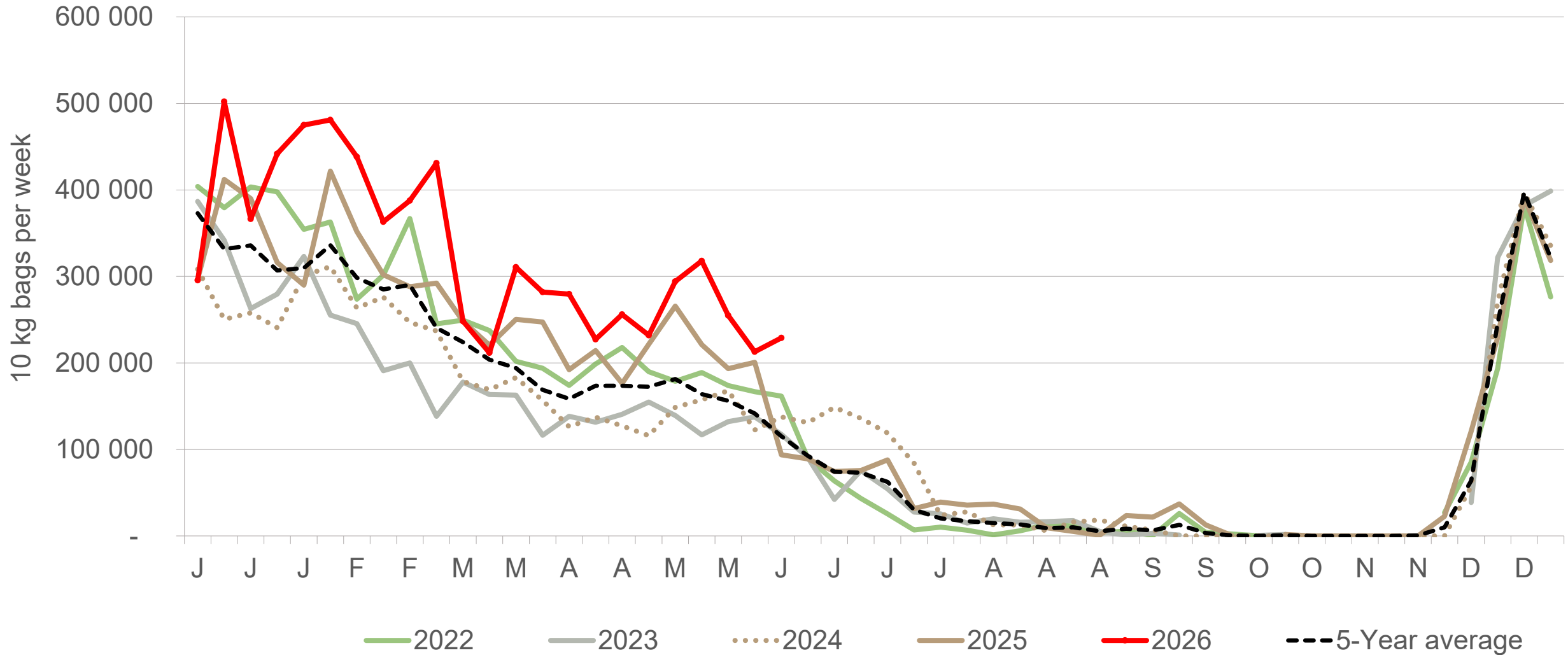
Western Free State : Amount of 10 kg bags per week sold on FPMs (all classes)



Sold 6% bags **more** than the first 23 weeks of 2025 and 752,908 bags **less** than the 5-year average (2021 to 2025) of the first 23 weeks of each year.

Data disclaimer: Potatoes SA does not take responsibility for the accuracy or interpretation of company data re-purposed by 3rd parties

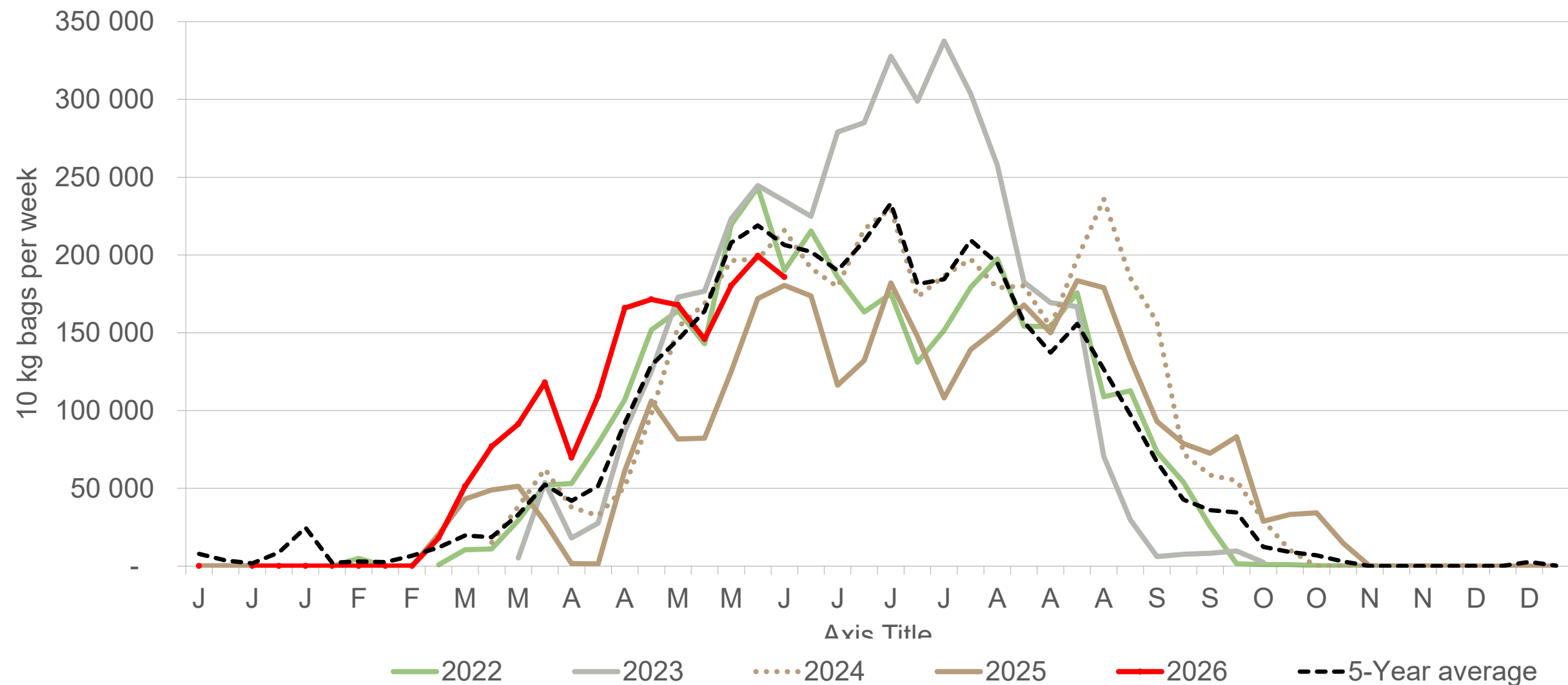
North-West: Amount of 10 kg bags per week sold on FPMs (all classes)



Sold 23% bags **more** than the first 23 weeks of 2025 and 2,205,082 **more** than the 5-year average (2021 to 2025) of the first 23 weeks of each year.

Data disclaimer: Potatoes SA does not take responsibility for the accuracy or interpretation of company data re-purposed by 3rd parties

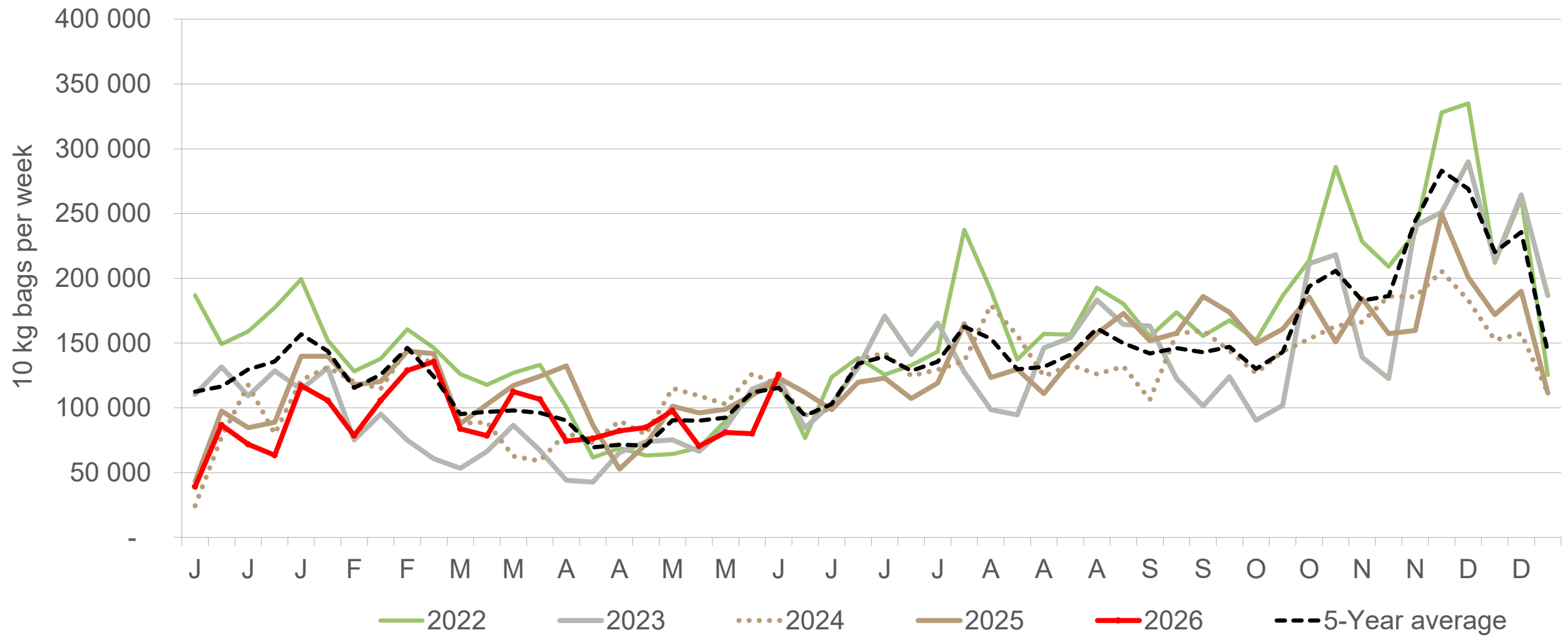
Northern Cape: Amount of 10 kg bags per week sold on FPMs (all classes)



Sold 74% bags **more** than the first 23 weeks of 2025 and 297,029 bags **more** than the 5-year average (2021 to 2025) of the first 23 weeks of each year.

Data disclaimer: Potatoes SA does not take responsibility for the accuracy or interpretation of company data re-purposed by 3rd parties

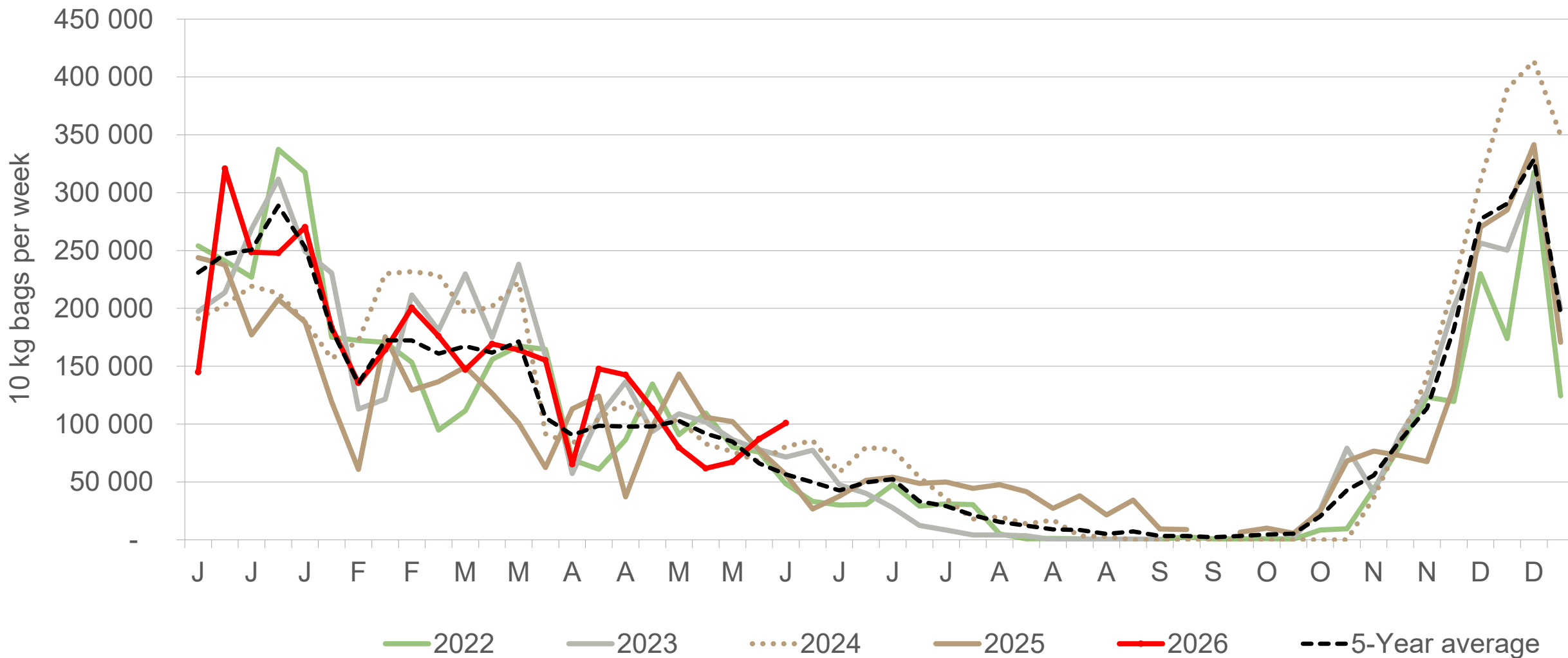
Sandveld: Amount of 10 kg bags per week sold on FPMs (all classes)



Sold 14% bags **less** than the first 23 weeks of 2025 and 408,335 bags **less** than the 5-year average (2021 to 2025) of the first 23 weeks of each year.

Data disclaimer: Potatoes SA does not take responsibility for the accuracy or interpretation of company data re-purposed by 3rd parties

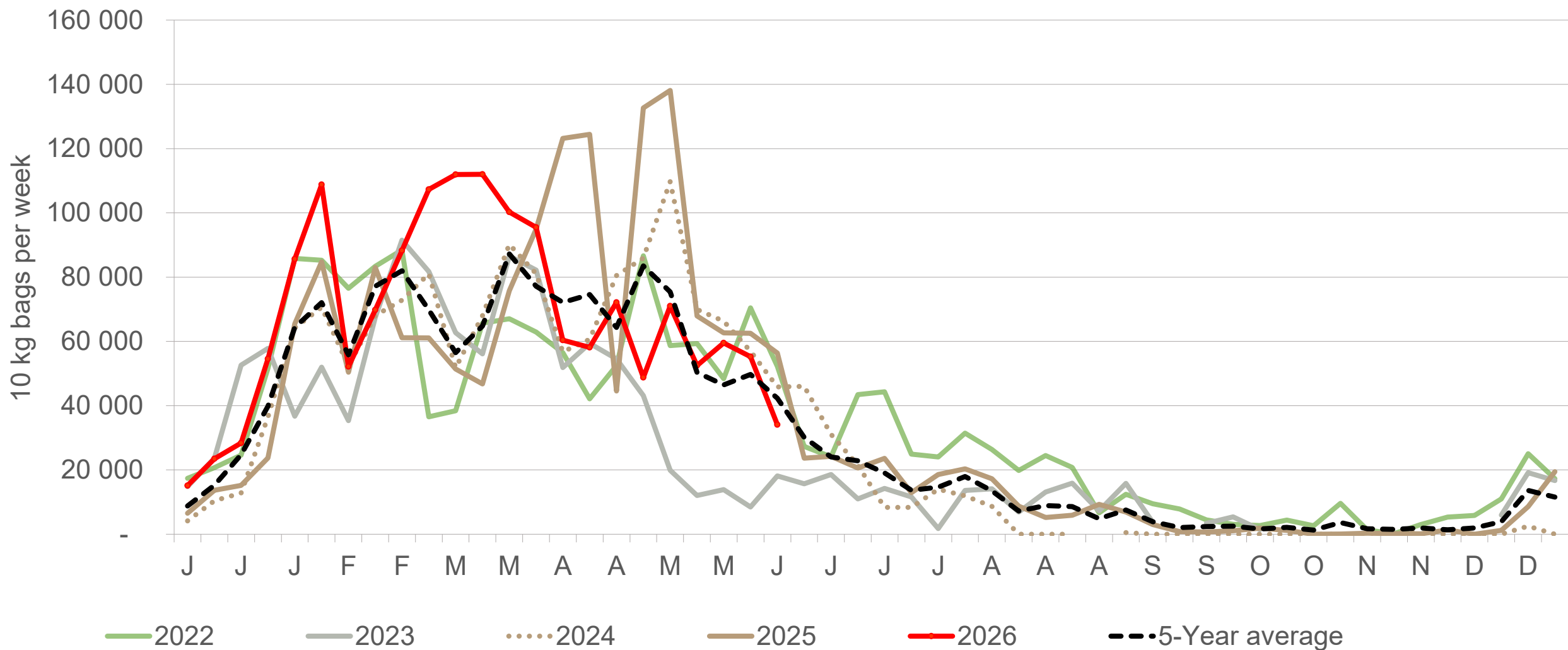
KwaZulu-Natal: Amount of 10 kg bags per week sold on FPMs (all classes)



Sold 21% bags **more** than the first 23 weeks of 2025 and 107,728 bags **more** than the 5-year average (2021 to 2025) of the first 23 weeks of each year.

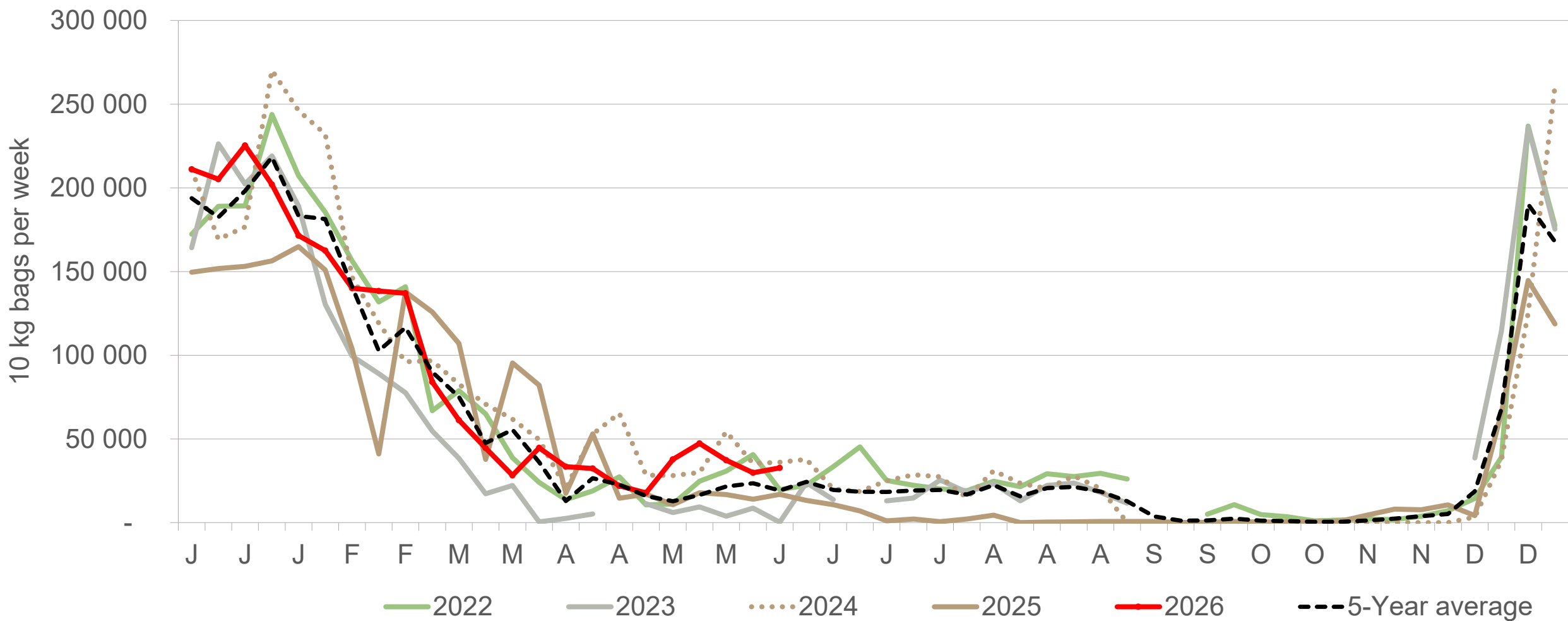
Data disclaimer: Potatoes SA does not take responsibility for the accuracy or interpretation of company data re-purposed by 3rd parties

North Eastern Cape: Amount of 10 kg bags per week sold on FPMs (all classes)



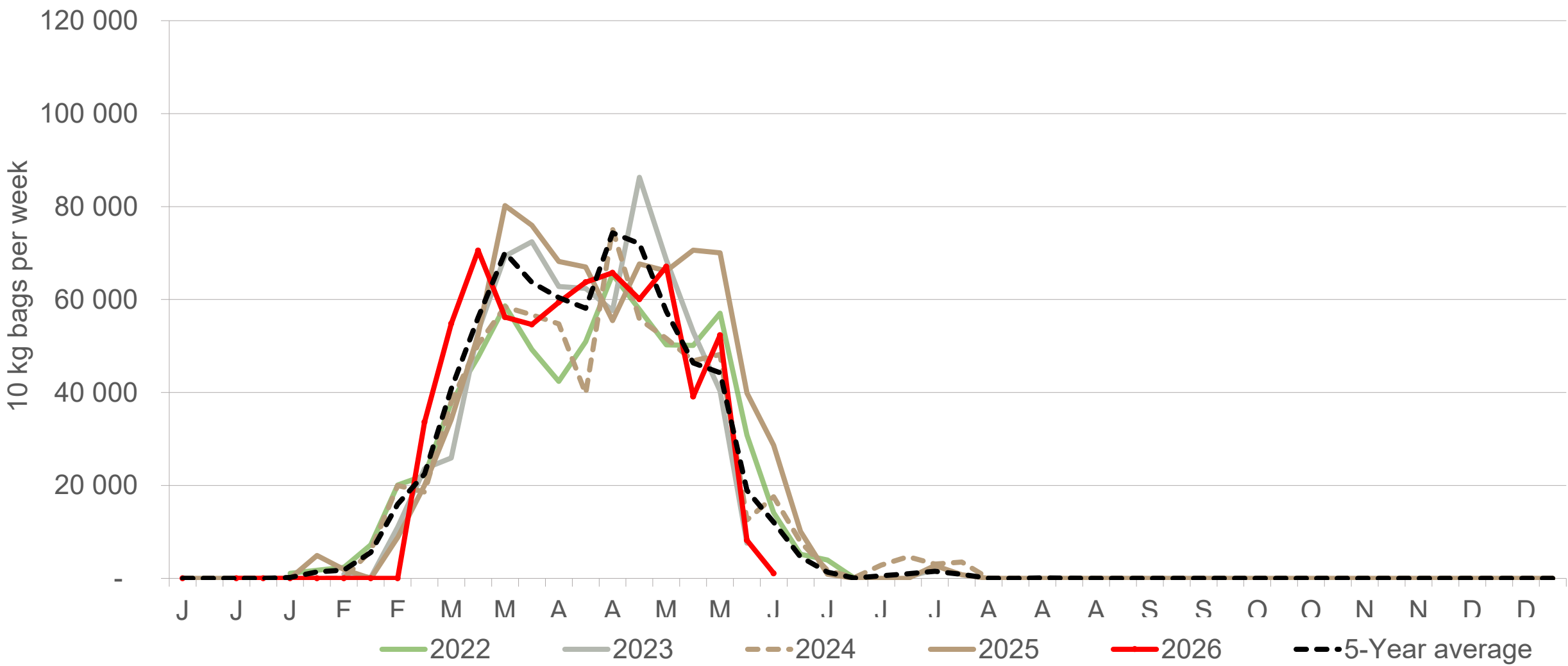
Sold 1% bags **more** than the first 23 weeks of 2025 and 210,734 bags **more** than the 5-year average (2021 to 2025) of the first 23 weeks of each year.

Gauteng: Amount of 10 kg bags per week sold on FPMs (all classes)



Sold 17% bags **more** than the first 23 weeks of 2025 and 152,697 bags **more** than the 5-year average (2021 to 2025) of the first 23 weeks of each year.

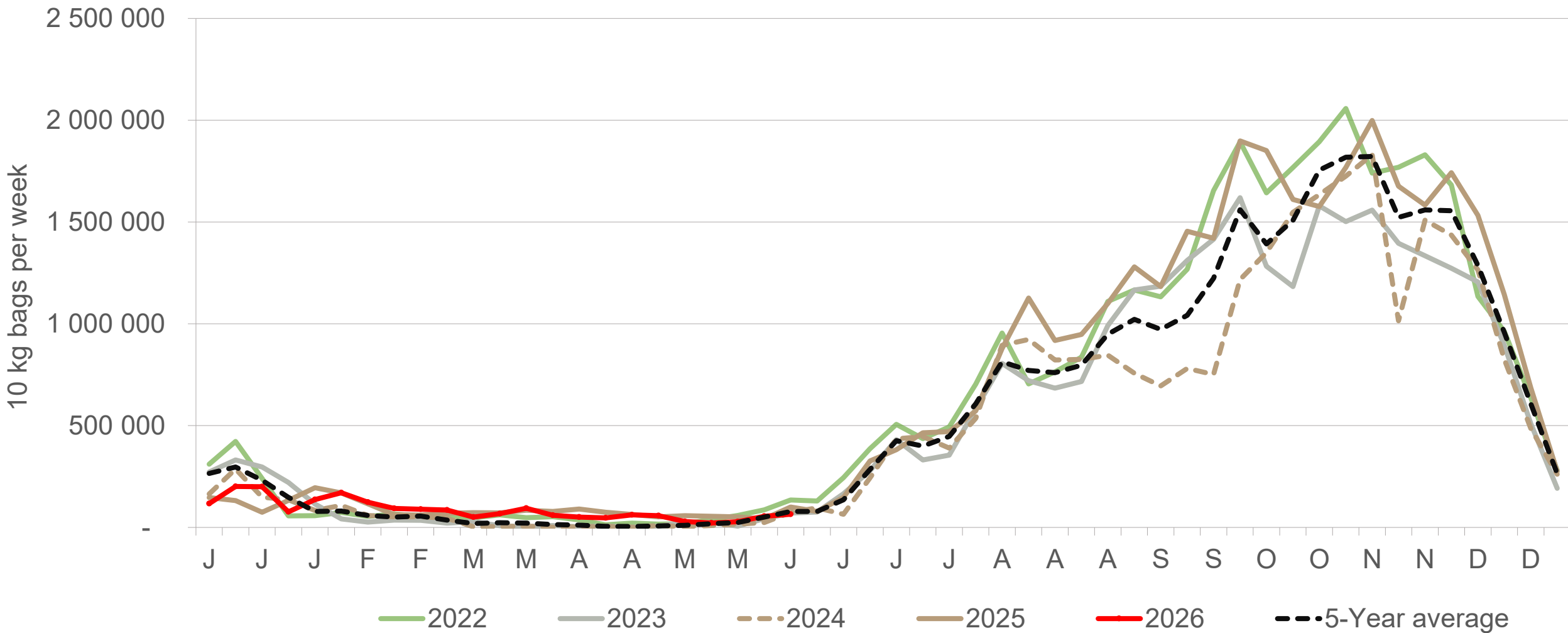
Ceres: Amount of 10 kg bags per week sold on FPMs (all classes)



Sold 15% bags **less** than the first 3 weeks of 2025 and 35,396 bags **less** than the 5-year average (2021 to 2025) of the first 23 weeks of each year.

Data disclaimer: Potatoes SA does not take responsibility for the accuracy or interpretation of company data re-purposed by 3rd parties

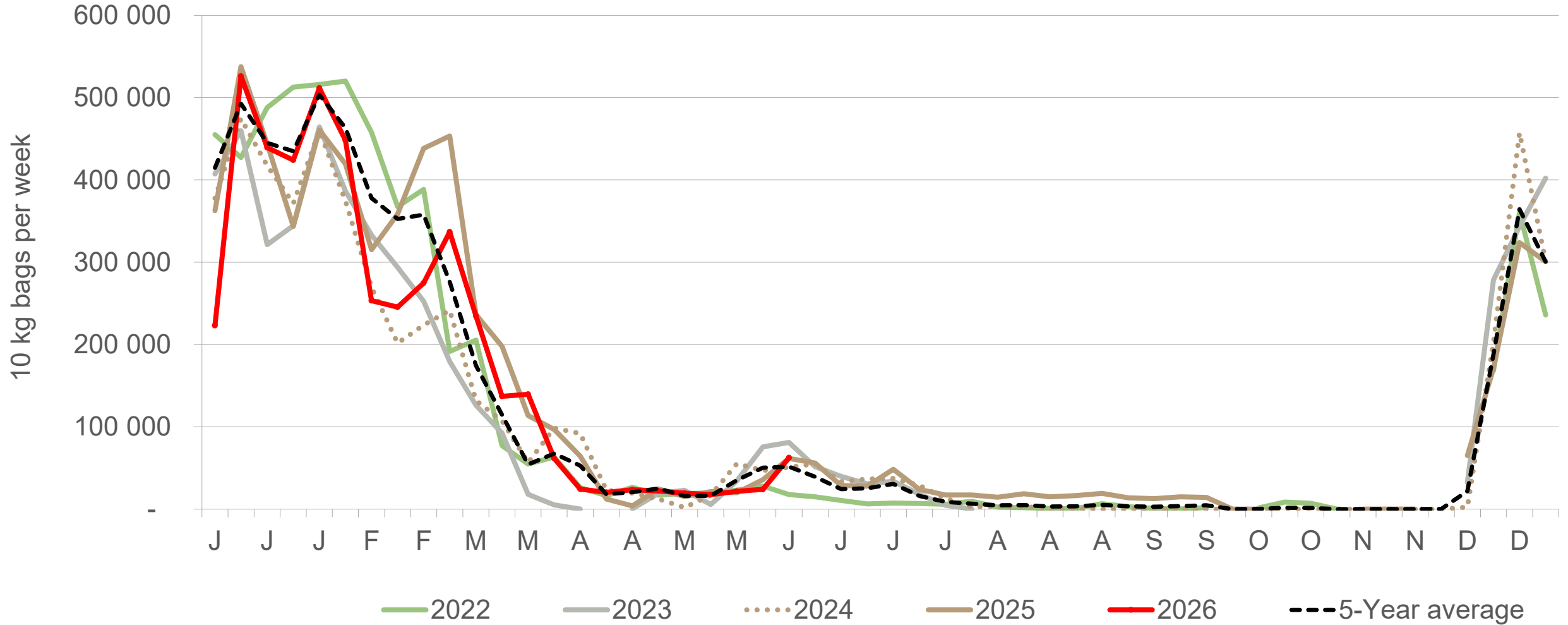
Limpopo: Amount of 10 kg bags per week sold on FPMs (all classes)



Sold 2% bags **less** than the first 23 weeks of 2025 and 339,013 bags **more** than the 5-year average (2021 to 2025) of the first 23 weeks of each year

Data disclaimer: Potatoes SA does not take responsibility for the accuracy or interpretation of company data re-purposed by 3rd parties

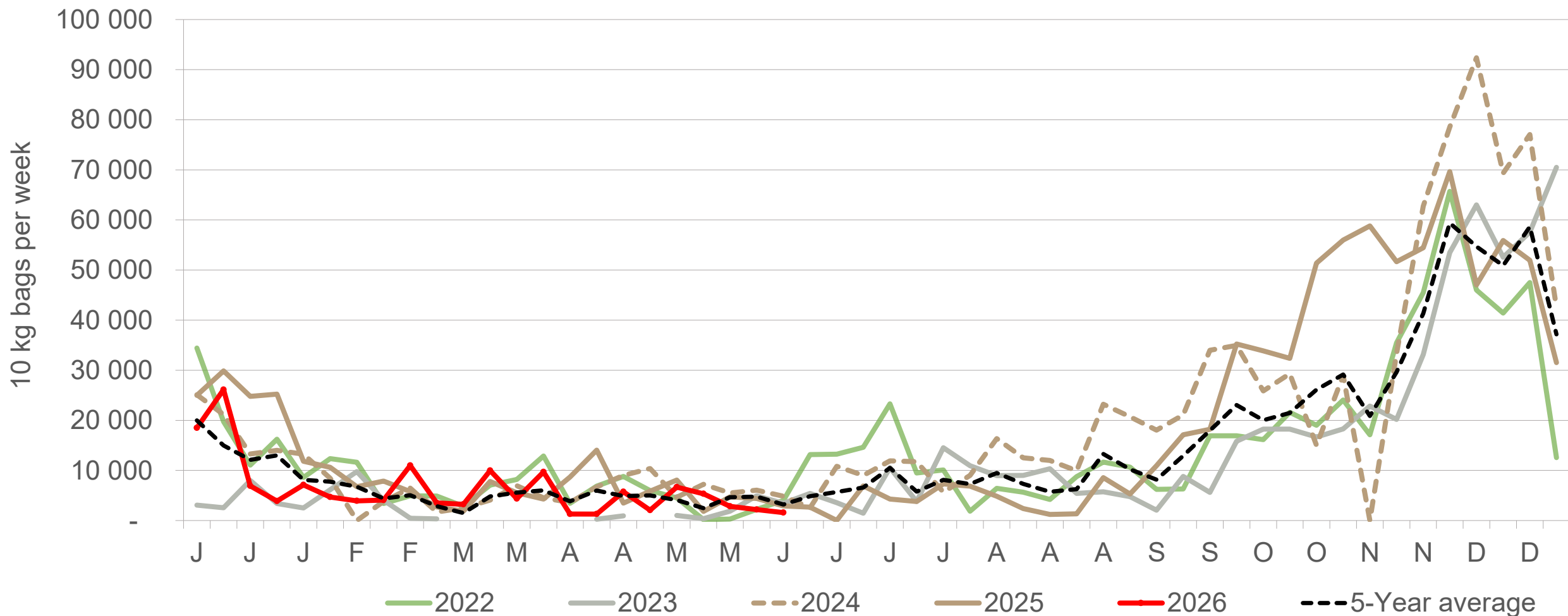
South Western Free State: Amount of 10 kg bags per week sold on FPMs (all classes)



Sold 11% bags **less** than the first 23 weeks of 2025 and 323,674 bags **less** than the 5-year average (2021 to 2025) of the first 23 weeks of each year.

Data disclaimer: Potatoes SA does not take responsibility for the accuracy or interpretation of company data re-purposed by 3rd parties

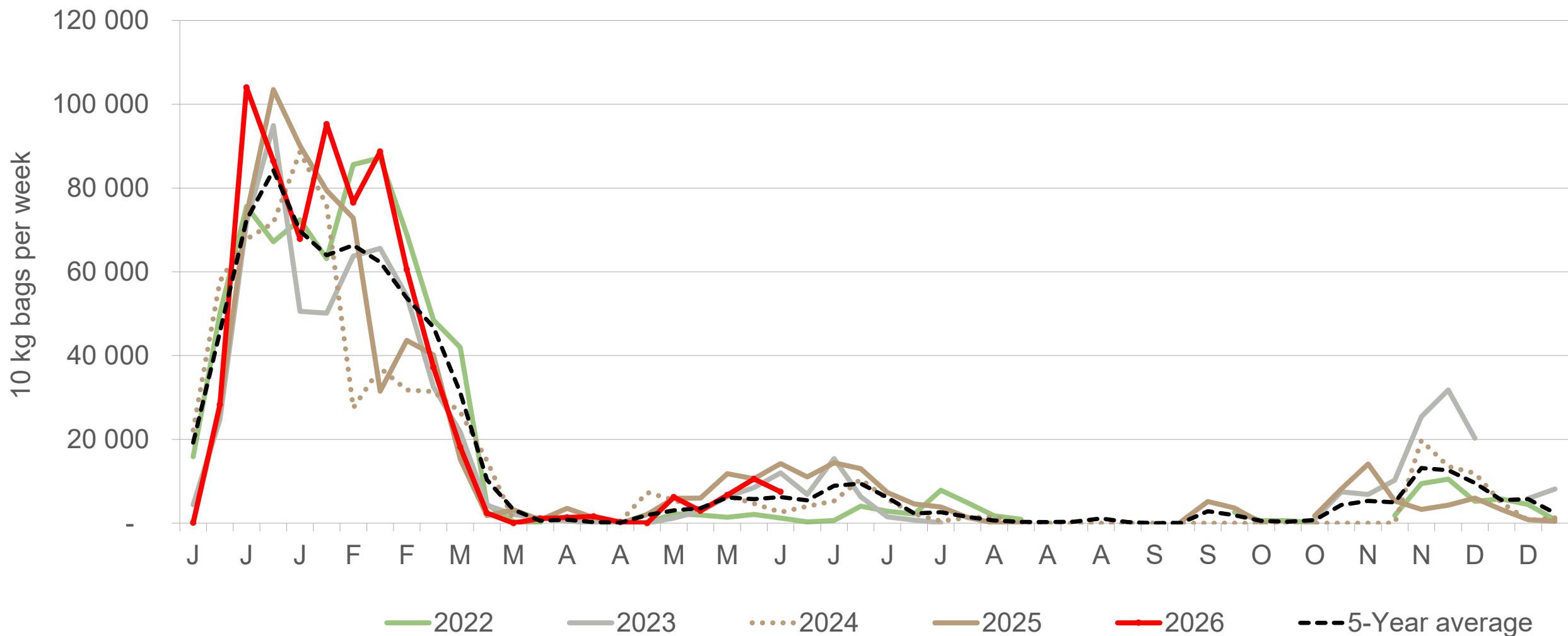
Eastern Cape: Amount of 10 kg bags per week sold on FPMs (all classes)



Sold 35% bags **less** than the first 23 weeks of 2025 and 5,946 bags **less** than the 5-year average (2021 to 2025) of the 23 weeks of each year.

Data disclaimer: Potatoes SA does not take responsibility for the accuracy or interpretation of company data re-purposed by 3rd parties

Mpumalanga: Amount of 10 kg bags per week sold on FPMs (all classes)



Sold 10% bags **more** than the first 23 weeks of 2025 and 46,275 bags **more** than the 5-year average (2021 to 2025) of the 23 weeks of each year.

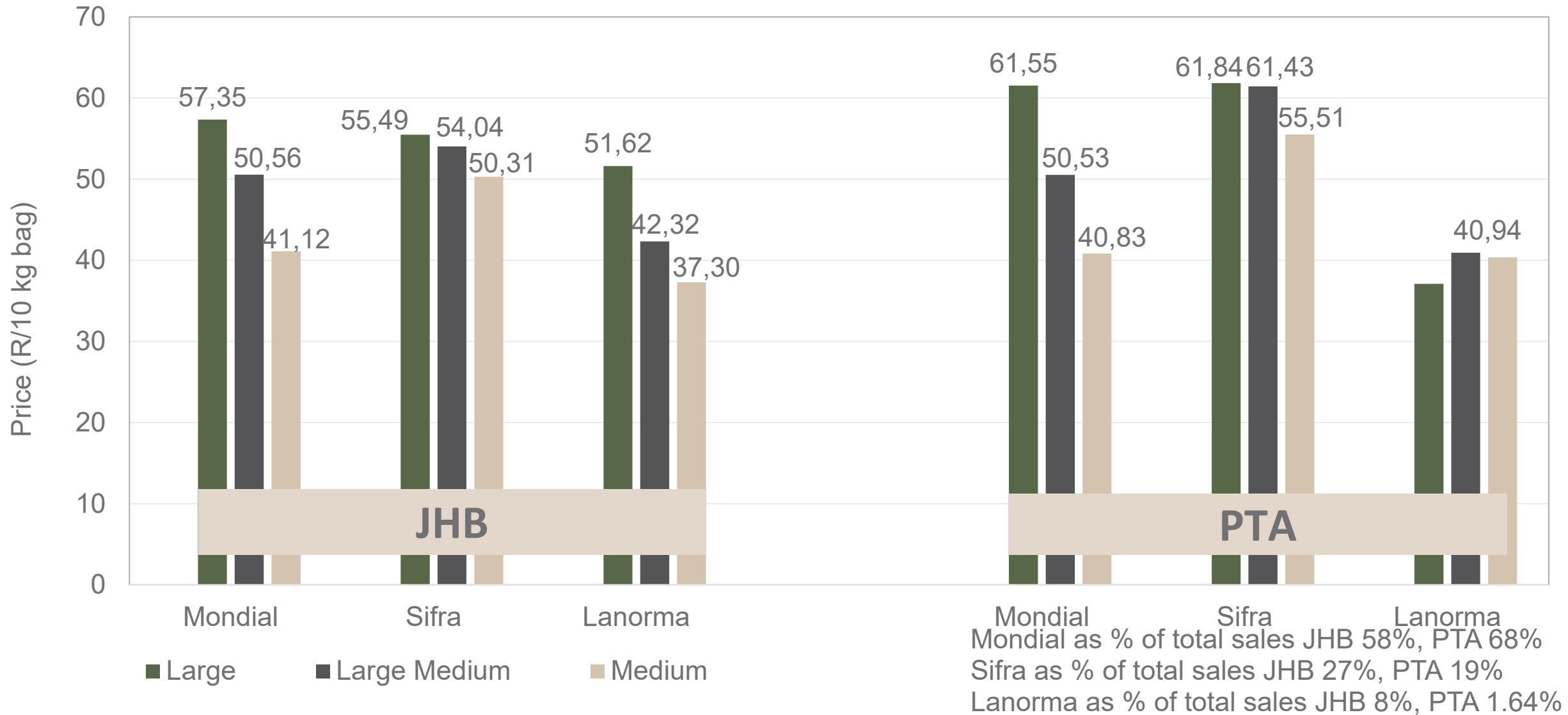
Average weekly prices and volumes for 10 kg bags of potatoes sold on selected markets from selected production regions



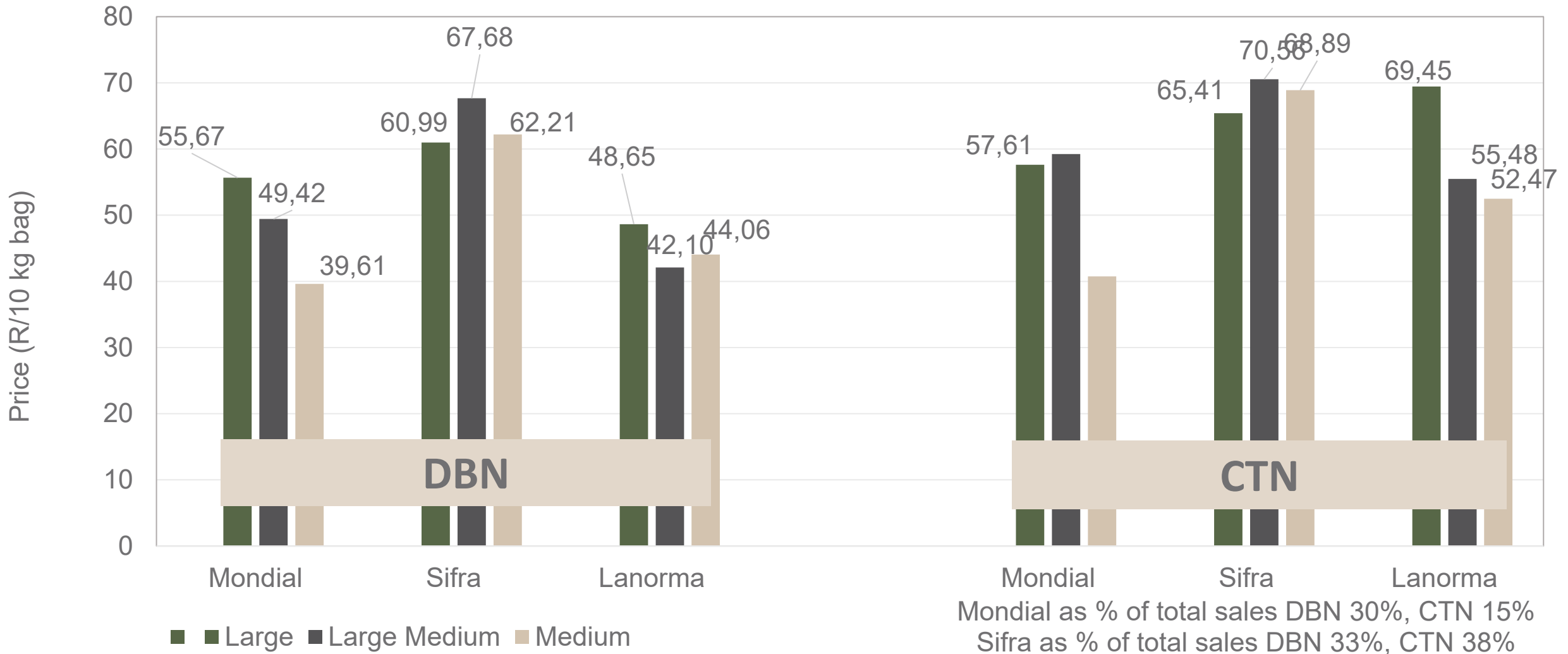
Klas & Grootte	Eastern Free State				Western Free State				North West				Northern Cape				Sandveld		KwaZulu-Natal				All Regions	
	JOH		PRE		JOH		PRE		JOH		PRE		JOH		PRE		CAP		DUR		PIE		All Markets	
	Volume 10kg	Prices R/10kg	Volume 10kg	Prices R/10kg	Volume 10kg	Prices R/10kg	Volume 10kg	Prices R/10kg	Volume 10kg	Prices R/10kg	Volume 10kg	Prices R/10kg	Volume 10kg	Prices R/10kg	Volume 10kg	Prices R/10kg	Volume 10kg	Prices R/10kg	Volume 10kg	Prices R/10kg	Volume 10kg	Prices R/10kg	Volume 10kg	Prices R/10kg
1L	118 761	56.89	37 620	61.08	34 756	57.07	17 350	62.82	15 660	58.31	5 693	65.69	17 088	55.98	2 267	44.86	6 528	58.90	12 904	52.41	2 894	52.89	411 186	57.90
1L/M	95 713	48.32	37 309	48.53	70 319	53.22	22 937	58.21	18 041	57.72	11 502	66.85	15 152	60.88	5 097	42.53	28 668	56.98	19 098	43.00	5 172	42.58	495 617	52.72
1M	58 043	41.04	29 777	40.75	53 684	47.99	13 250	52.06	18 613	52.15	12 469	54.08	4 465	55.93	2 287	39.02	30 304	60.50	6 911	33.75	5 966	40.46	405 529	47.97
1S	14 787	22.34	5 254	19.10	12 759	24.42	1 091	26.41	11 447	25.58	2 225	31.08	335	17.27	168	12.56	14 980	41.44	4 626	19.17	2 647	27.09	122 898	26.73
1S/M	16 030	31.69	11 666	28.71	32 837	36.86	6 315	32.62	15 912	36.28	6 118	35.57	1 322	50.73	870	19.24	1 784	42.12	323	41.96	858	38.15	164 453	36.73
1XL	3 453	51.35	-	-	110	60.00	-	-	-	-	-	-	-	-	-	-	-	-	-	-	-	-	3 563	51.62
1XS	4 777	16.75	-	-	11 573	18.06	-	-	9 278	19.81	-	-	108	37.22	-	-	-	-	-	-	-	-	32 774	18.64
1XXS	-	-	-	-	-	-	-	-	-	-	-	-	-	-	-	-	-	-	-	-	-	-	548	47.71
2L	37 453	44.26	22 653	48.77	18 417	40.76	16 000	46.61	2 095	37.41	1 808	46.19	723	46.00	763	39.61	2 489	44.45	2 407	47.10	-	-	174 081	45.52
2L/M	18 826	40.80	18 726	40.85	15 778	39.46	16 960	42.01	4 692	34.17	645	44.60	552	41.15	878	34.24	8 056	49.59	4 348	36.33	170	34.15	159 544	41.38
2M	16 359	31.59	19 529	31.44	21 664	32.50	10 986	34.30	3 653	30.15	271	28.86	1 005	32.82	549	24.61	8 369	39.78	6 178	22.77	2 903	28.55	146 436	33.29
2S	3 199	20.24	4 328	20.73	3 272	18.01	437	14.74	141	28.30	110	20.04	58	20.00	105	9.99	6 548	34.41	60	15.00	110	20.00	26 865	25.15
2S/M	4 896	20.94	2 839	28.29	6 676	23.88	3 645	21.92	1 406	17.41	230	18.97	109	30.00	91	14.05	701	30.50	-	-	-	-	36 100	25.13
2XL	300	46.83	-	-	3	48.00	-	-	-	-	-	-	-	-	-	-	-	-	-	-	-	-	303	46.84
2XS	15	13.67	-	-	-	-	-	-	42	20.95	-	-	-	-	-	-	-	-	-	-	-	-	1 966	13.16
2XXS	-	-	-	-	-	-	-	-	-	-	-	-	-	-	-	-	-	-	-	-	-	-	-	-
3L	7 345	37.20	12 798	36.01	4 619	30.59	7 798	34.78	246	22.28	330	34.39	1 646	31.10	660	30.00	1 089	30.35	-	-	-	-	66 433	33.91
3L/M	11 151	29.55	4 590	30.82	8 383	30.82	4 775	35.75	1 073	37.94	1 119	39.25	1 339	26.14	8	15.00	56	51.25	825	30.41	385	32.21	62 850	32.91
3M	9 847	21.56	6 052	23.56	14 341	23.99	6 554	24.80	3 131	28.41	899	33.87	1 867	20.42	460	15.77	3 516	29.37	584	25.00	110	35.00	84 949	25.14
3S/M	224	20.02	3 072	20.09	-	-	373	13.77	330	17.28	80	22.44	-	-	-	-	-	-	-	-	-	-	5 610	19.00
3XS	-	-	-	-	-	-	-	-	-	-	-	-	-	-	-	-	-	-	-	-	-	-	-	-
3XXS	-	-	-	-	-	-	-	-	-	-	-	-	-	-	-	-	-	-	-	-	-	-	-	-
4L	-	-	2 339	32.83	-	-	-	-	-	-	-	-	-	-	-	-	331	40.24	-	-	-	-	5 413	30.79
4L/M	-	-	2 200	21.84	-	-	-	-	-	-	-	-	-	-	-	-	300	29.30	-	-	-	-	5 217	22.19
4M	-	-	2 150	18.05	-	-	518	16.17	-	-	-	-	-	-	-	-	550	25.80	-	-	-	-	10 198	19.14
4S	-	-	-	-	-	-	-	-	-	-	-	-	-	-	-	-	236	15.46	-	-	-	-	236	15.46
4S/M	-	-	110	20.03	-	-	-	-	-	-	-	-	-	-	-	-	-	-	-	-	-	-	330	15.16
Total	421 434	44.63	223 778	41.97	309 191	42.30	130 245	45.41	105 760	42.53	45 408	52.23	45 879	52.87	14 223	37.26	123 330	48.87	61 376	37.74	25 416	35.00	2 458 413	44.09

Data disclaimer: Potatoes SA does not take responsibility for the accuracy or interpretation of company data re-purposed by 3rd parties

PTA & JHB markets: Average Prices - Different Sizes (only 10 kg bags)



DBN & CTN markets: Average Prices - Different Sizes (only 10 kg bags)




Mondial as % of total sales DBN 30%, CTN 15%
 Sifra as % of total sales DBN 33%, CTN 38%
 Lanorma as % of total sales DBN 11.48%, CTN 25%

Thank you for your time


Feel free to contact us

 Lebo@potatoes.co.za

Jodie@potatoes.co.za

 +27 (0)12 349 1906

 6 De Havilland Crescent
Persequor Techno Park
Persequor Park
Pretoria

 www.potatoes.co.za



Potatoes
Aartappels SA