



Weekly Market Information

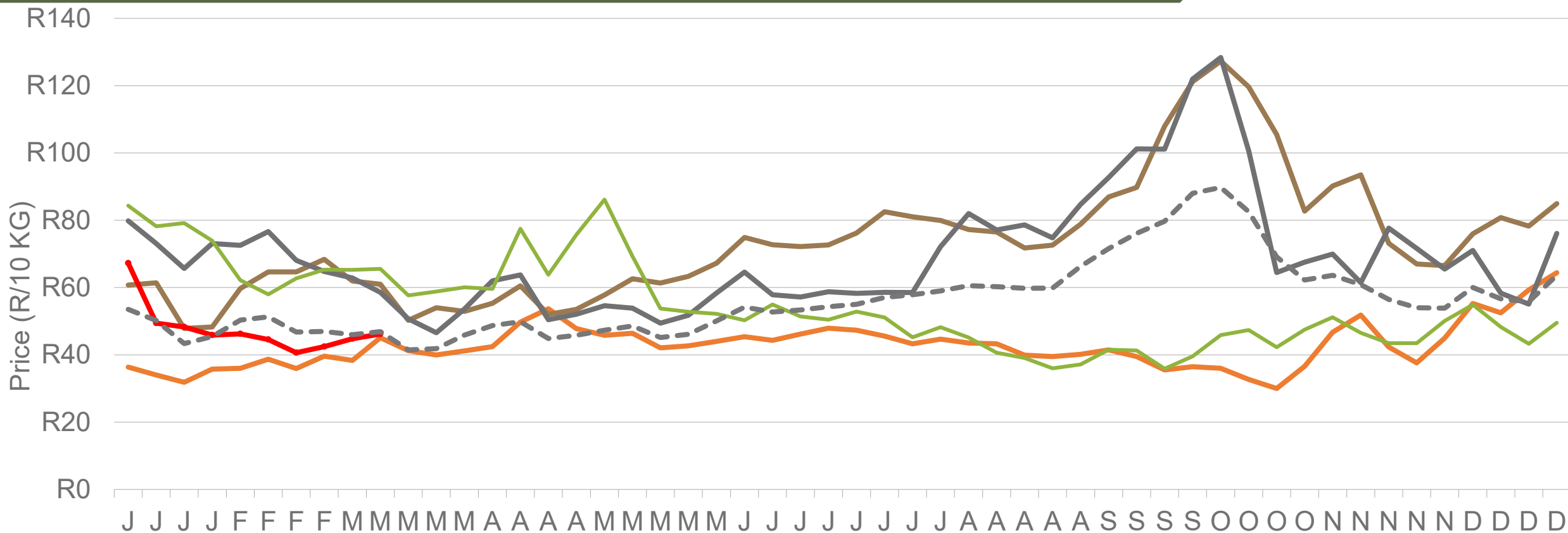
06 March 2026



Potatoes
Aartappels SA

www.potatoes.co.za

Average weekly price – all markets & all classes




— 2022 — 2023 — 2024 — 2025 — 2026* - - - 5-Year average



Number of bags sold

19%

(Week on Week)



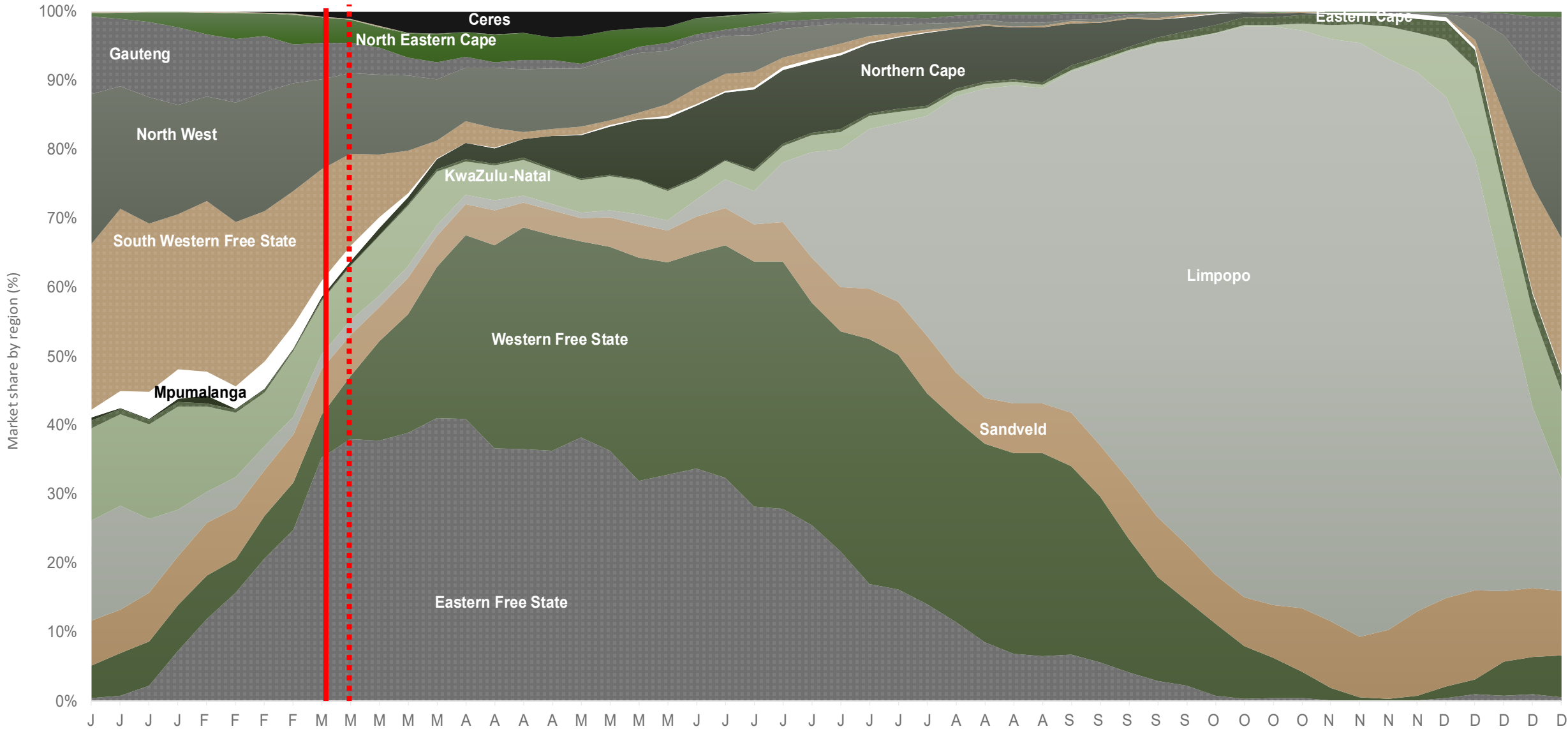
Average weekly price

3%

(Week on week)

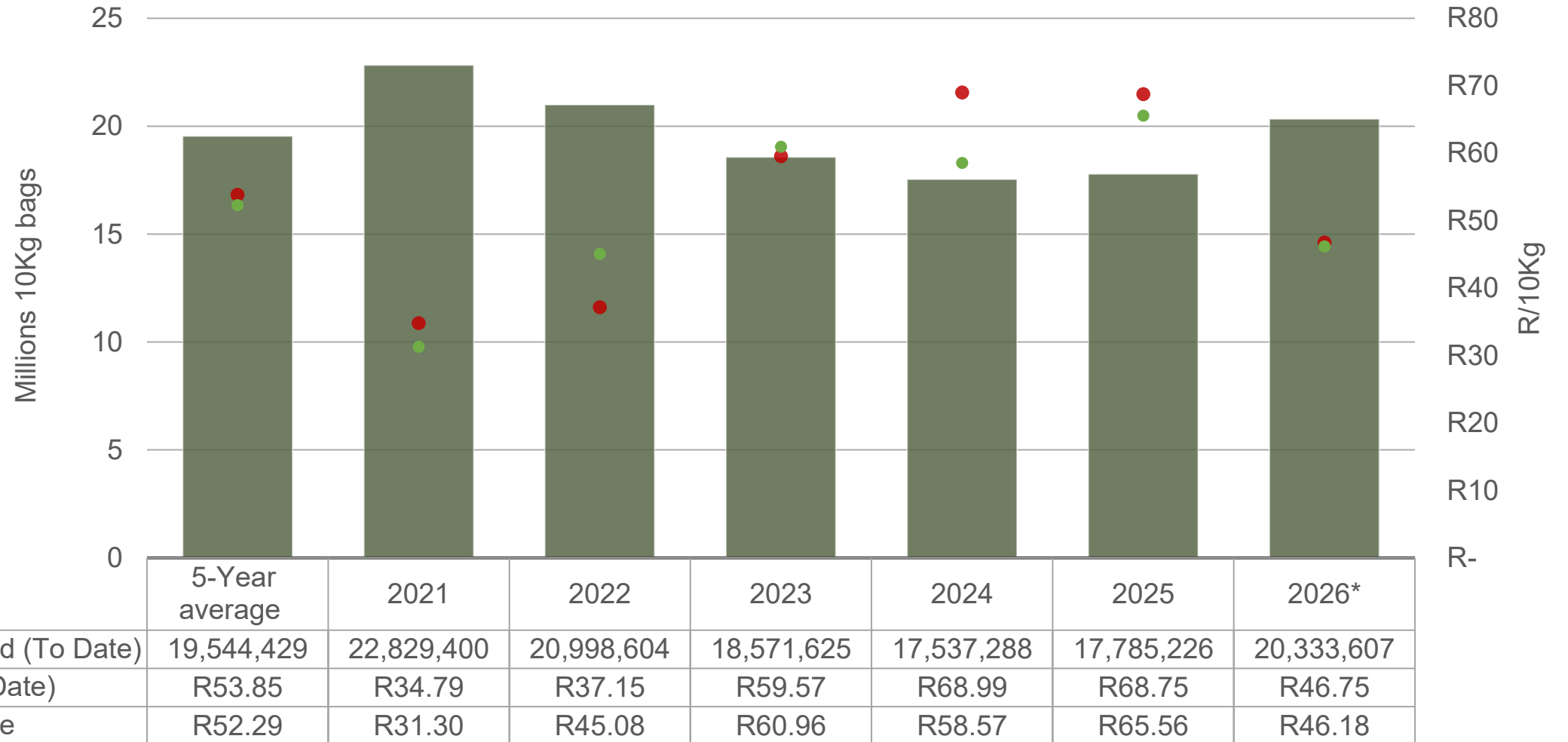


Market share of regions on fresh produce markets 2021-2025



Data disclaimer: Potatoes SA does not take responsibility for the accuracy or interpretation of company data re-purposed by 3rd parties

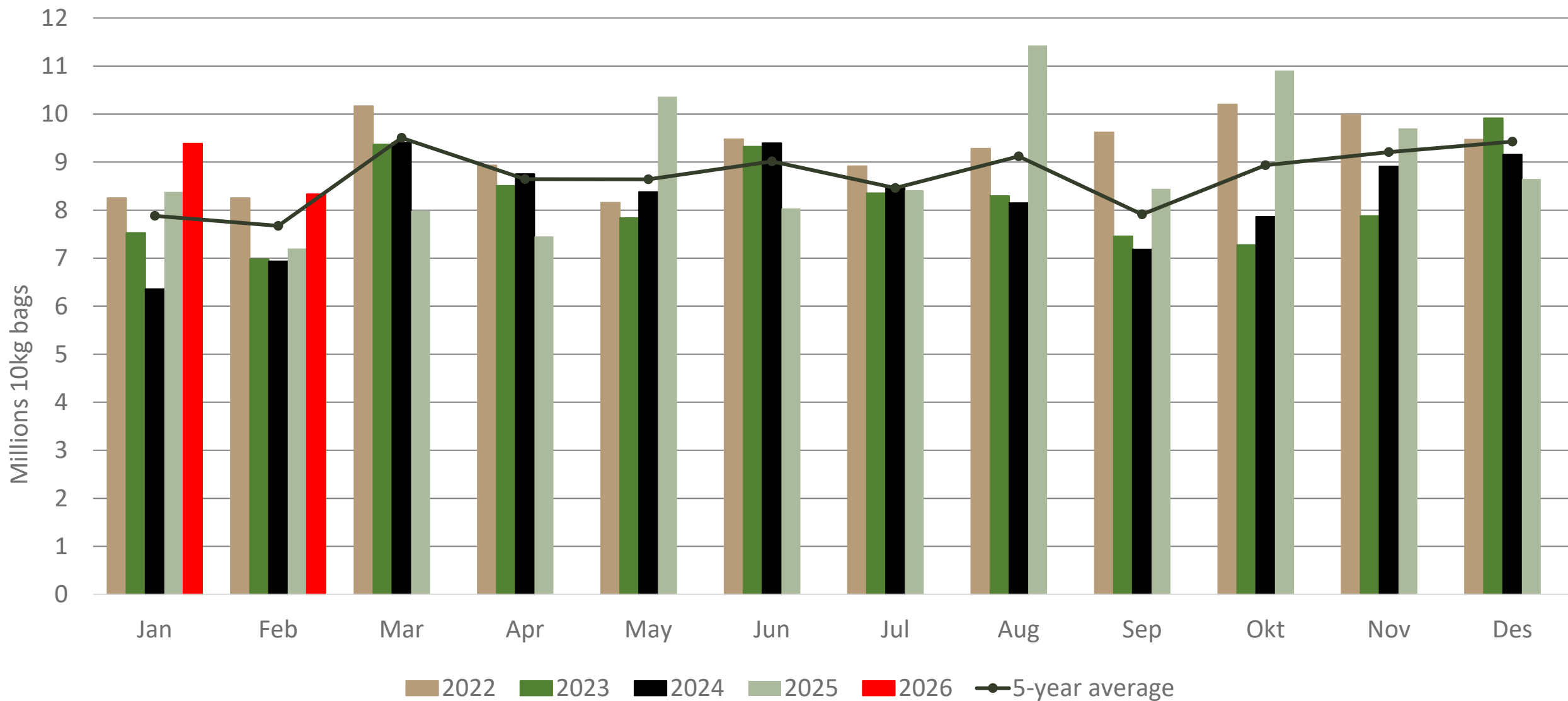
Cumulative total number of 10 kg bags sold on markets



Sold 789,178 bags **more** than the **5-year average** (2021 to 2025) of the first 10 weeks of 2026

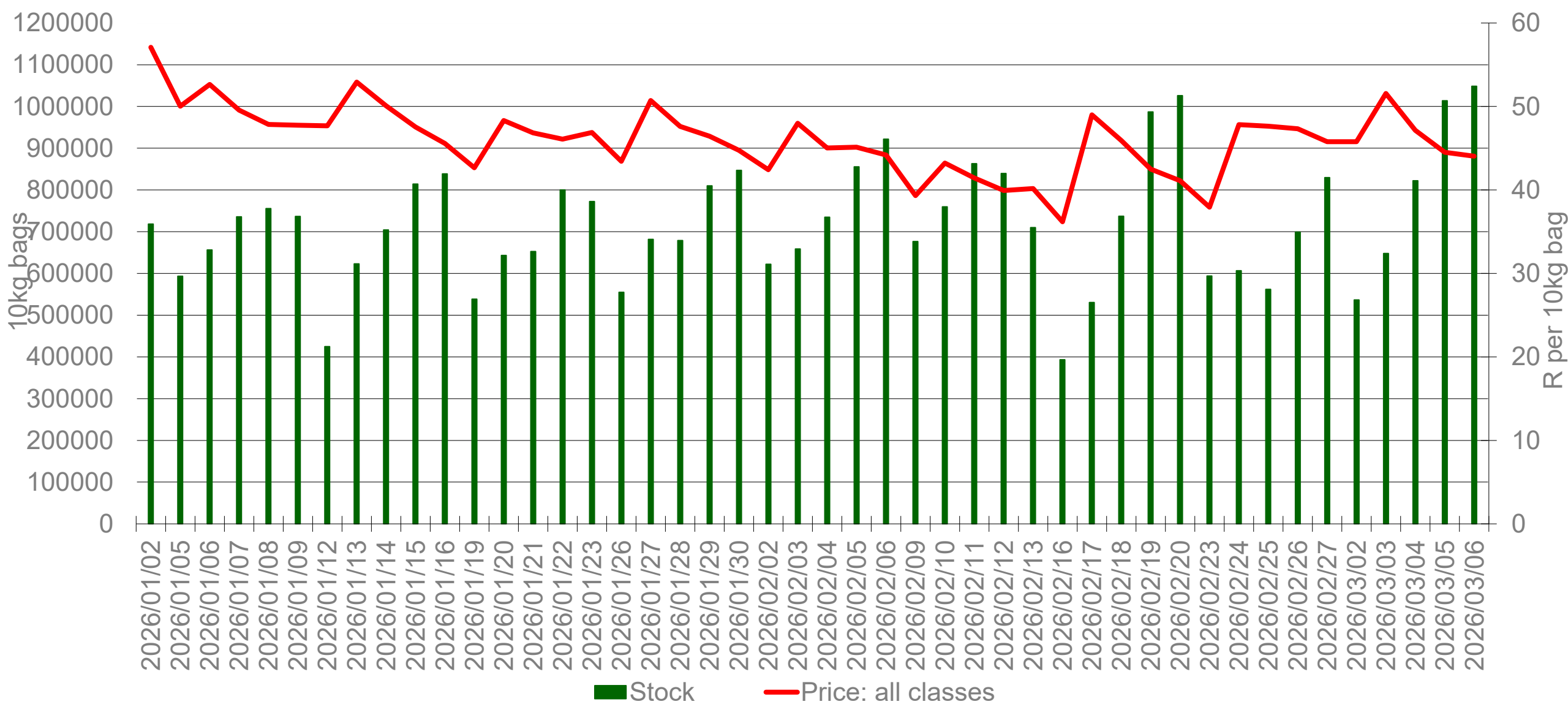
Data disclaimer: Potatoes SA does not take responsibility for the accuracy or interpretation of company data re-purposed by 3rd parties

Monthly sales volumes on markets: Potatoes



Data disclaimer: Potatoes SA does not take responsibility for the accuracy or interpretation of company data re-purposed by 3rd parties

RSA daily price versus daily available stocks (all classes & all sizes)



Data disclaimer: Potatoes SA does not take responsibility for the accuracy or interpretation of company data re-purposed by 3rd parties

JHB market daily : Top 10% versus bottom 10% prices – Class 1 Medium (since January 2026)



Data disclaimer: Potatoes SA does not take responsibility for the accuracy or interpretation of company data re-purposed by 3rd parties

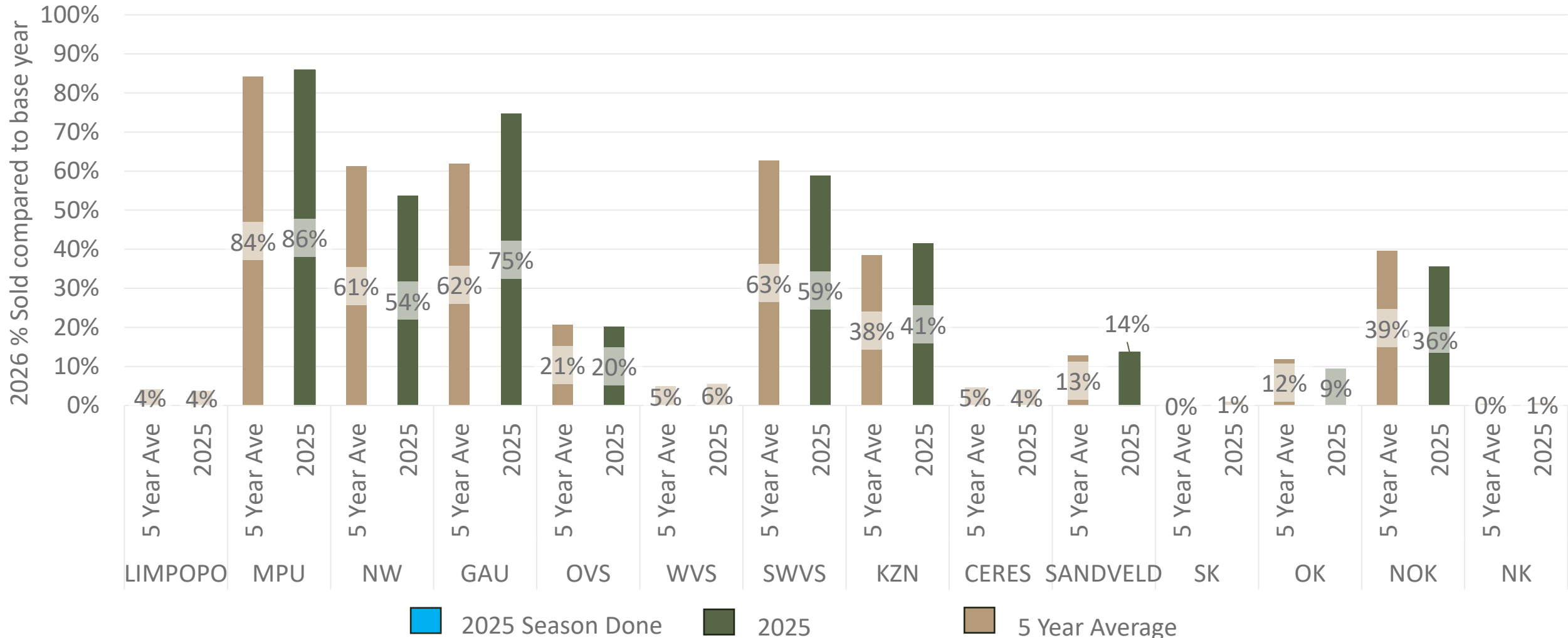
FPM Sales pace comparison per region

2026 compared to 5-year average and 2025



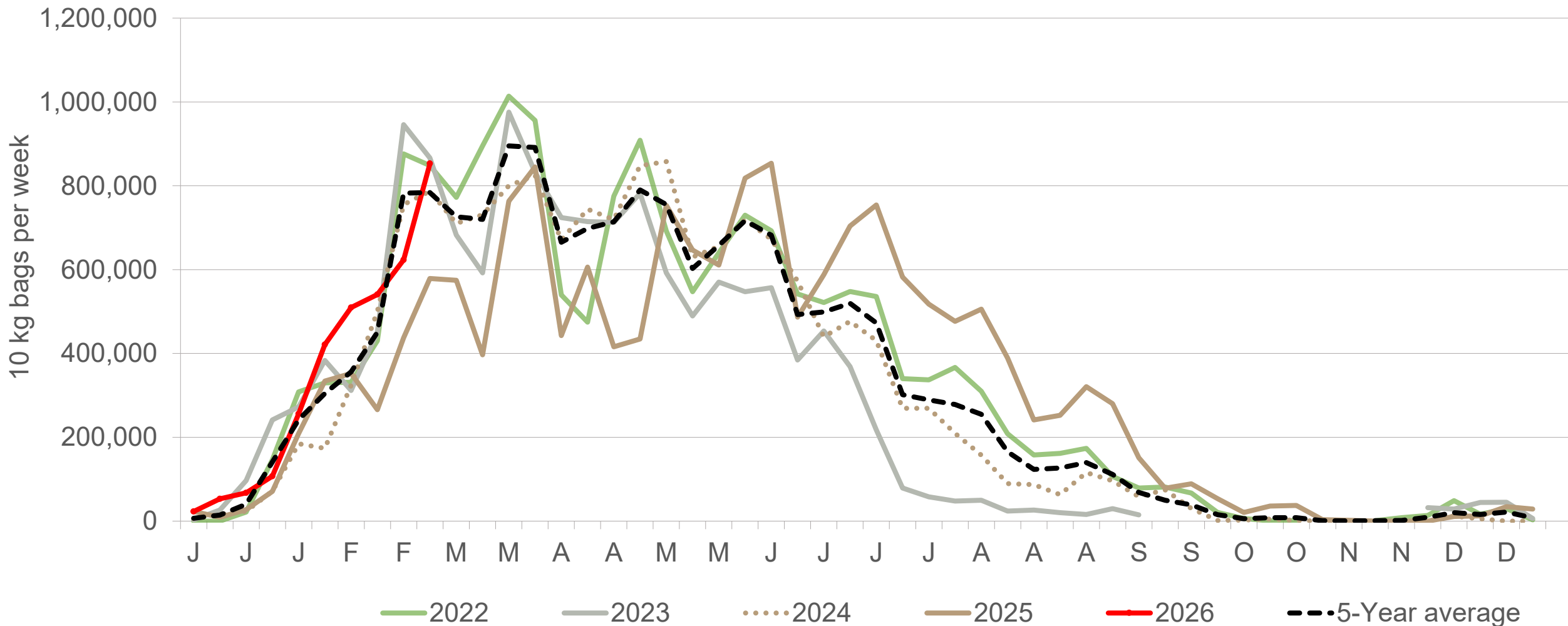
The *FPM Sales pace* compares the current year's cumulative volumes sold on the FPM with the previous year and the five-year average. Differences in these trends reflect variations in hectares planted, regional weather conditions, yield performance, and market timing. Blue indicates regions that are done delivering for this season. Seasons are based on calendar year.

Note: This comparison is based on total volumes sold, not on hectares planted



Data disclaimer: Potatoes SA does not take responsibility for the accuracy or interpretation of company data re-purposed by 3rd parties

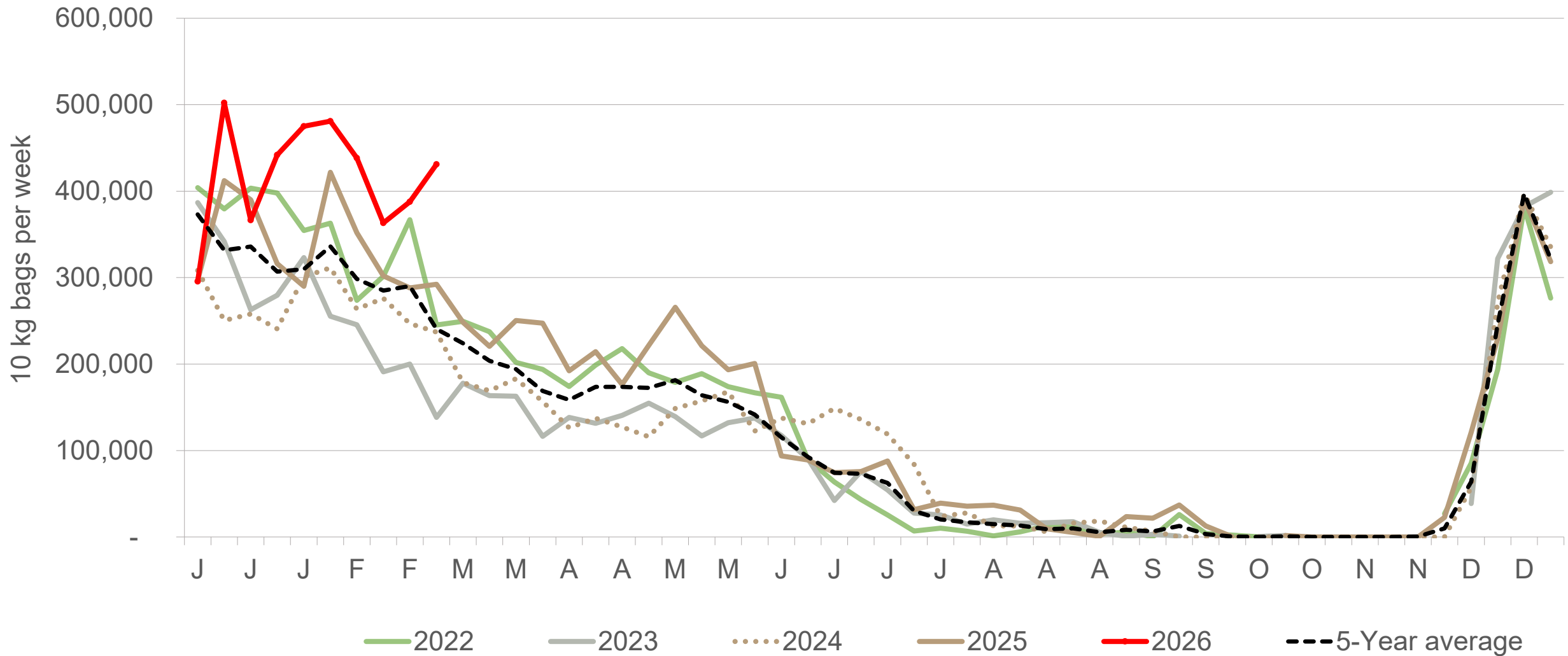
Eastern Free State: Amount of 10 kg bags per week sold on FPMs (all classes)



Sold 50% bags **more** than the first 10 weeks of 2025 and 332,617 **more** than the 5-year average (2021 to 2025) of the first 10 weeks of each year.

Data disclaimer: Potatoes SA does not take responsibility for the accuracy or interpretation of company data re-purposed by 3rd parties

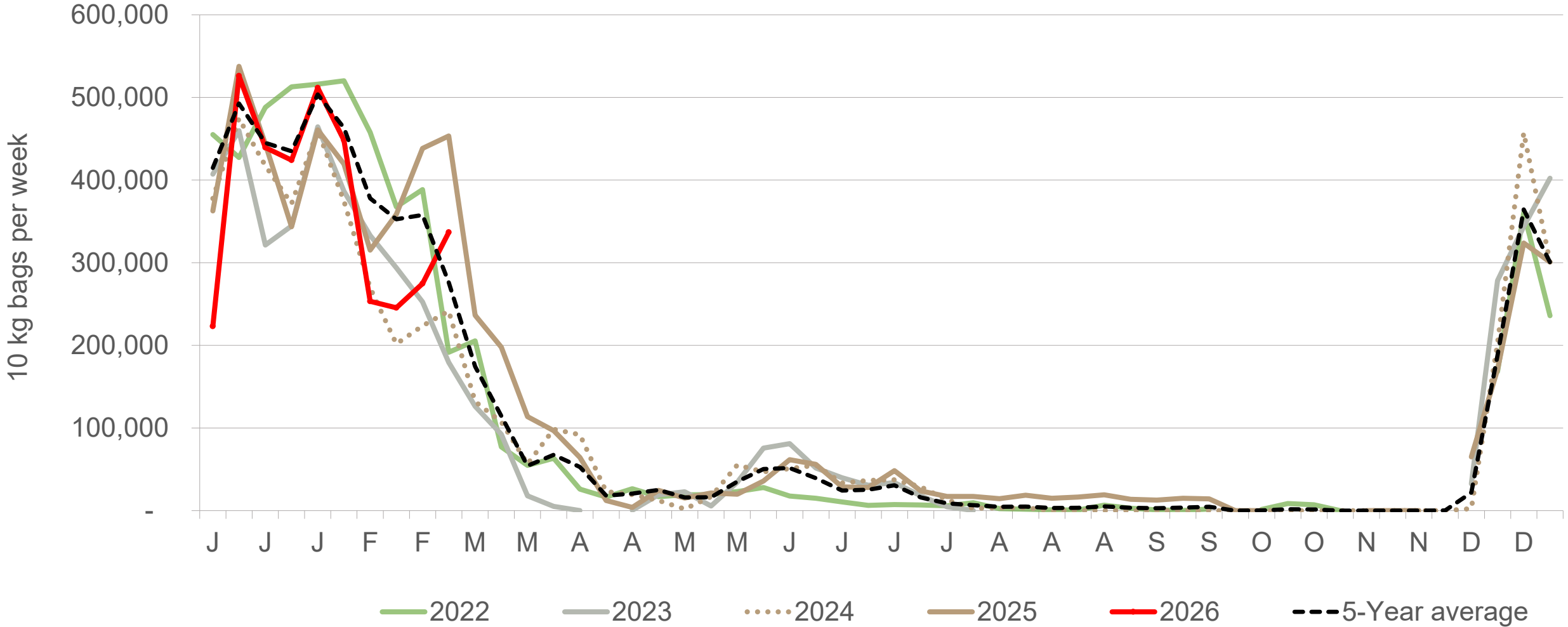
North-West: Amount of 10 kg bags per week sold on FPMs (all classes)



Sold 24% bags **more** than the first 10 weeks of 2025 and 1,075,040 **more** than the 5-year average (2021 to 2025) of the first 10 weeks of each year.

Data disclaimer: Potatoes SA does not take responsibility for the accuracy or interpretation of company data re-purposed by 3rd parties

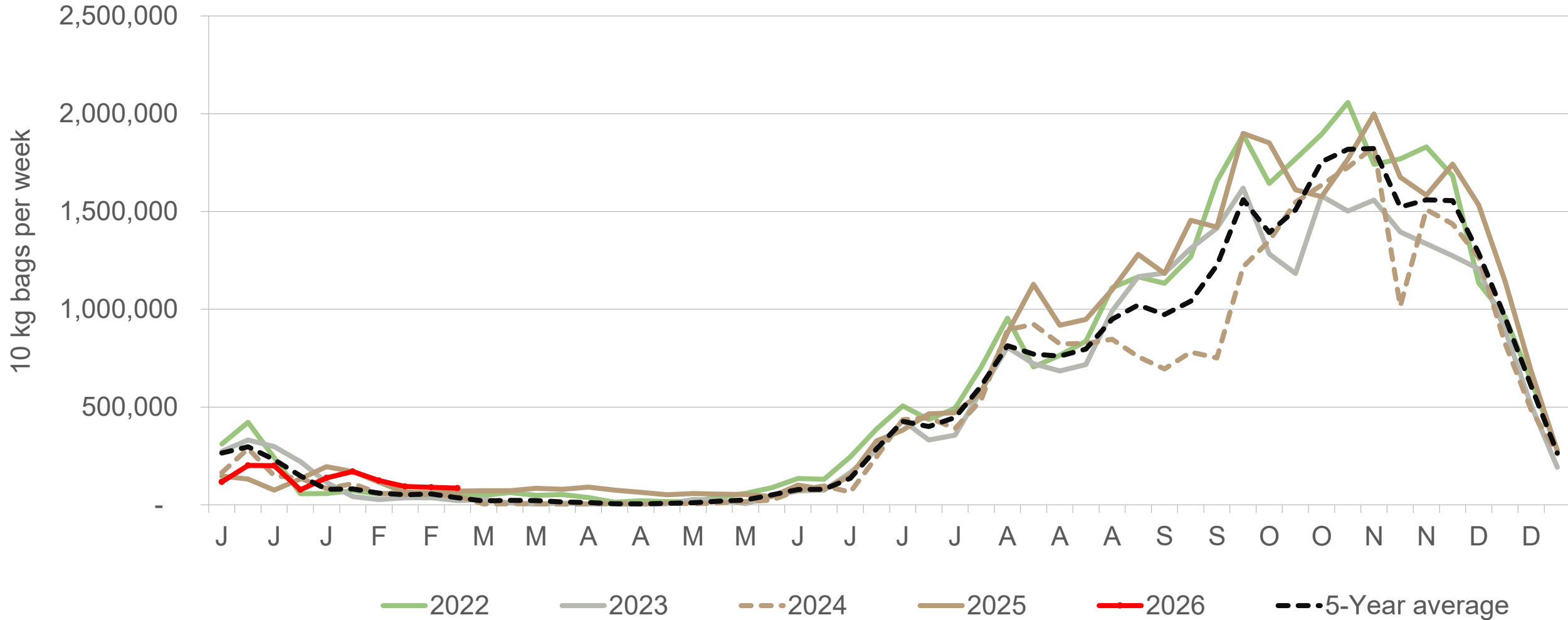
South Western Free State: Amount of 10 kg bags per week sold on FPMs (all classes)



Sold 11% bags **less** than the first 10 weeks of 2025 and 435,620 bags **less** than the 5-year average (2021 to 2025) of the first 10 weeks of each year.

Data disclaimer: Potatoes SA does not take responsibility for the accuracy or interpretation of company data re-purposed by 3rd parties

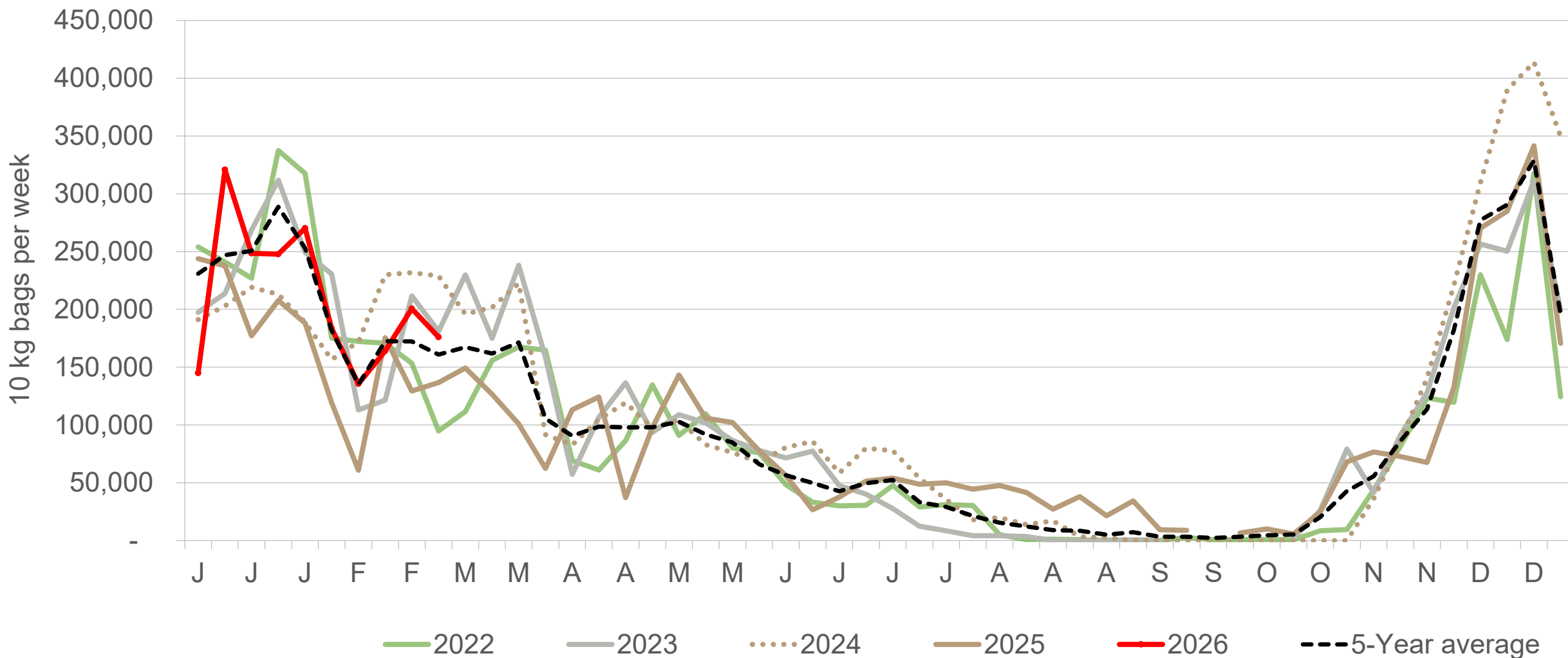
Western Free State : Amount of 10 kg bags per week sold on FPMs (all classes)



Sold 4% bags **more** than the first 10 weeks of 2025 and 340,797 bags **less** than the 5-year average (2021 to 2025) of the first 10 weeks of each year.

Data disclaimer: Potatoes SA does not take responsibility for the accuracy or interpretation of company data re-purposed by 3rd parties

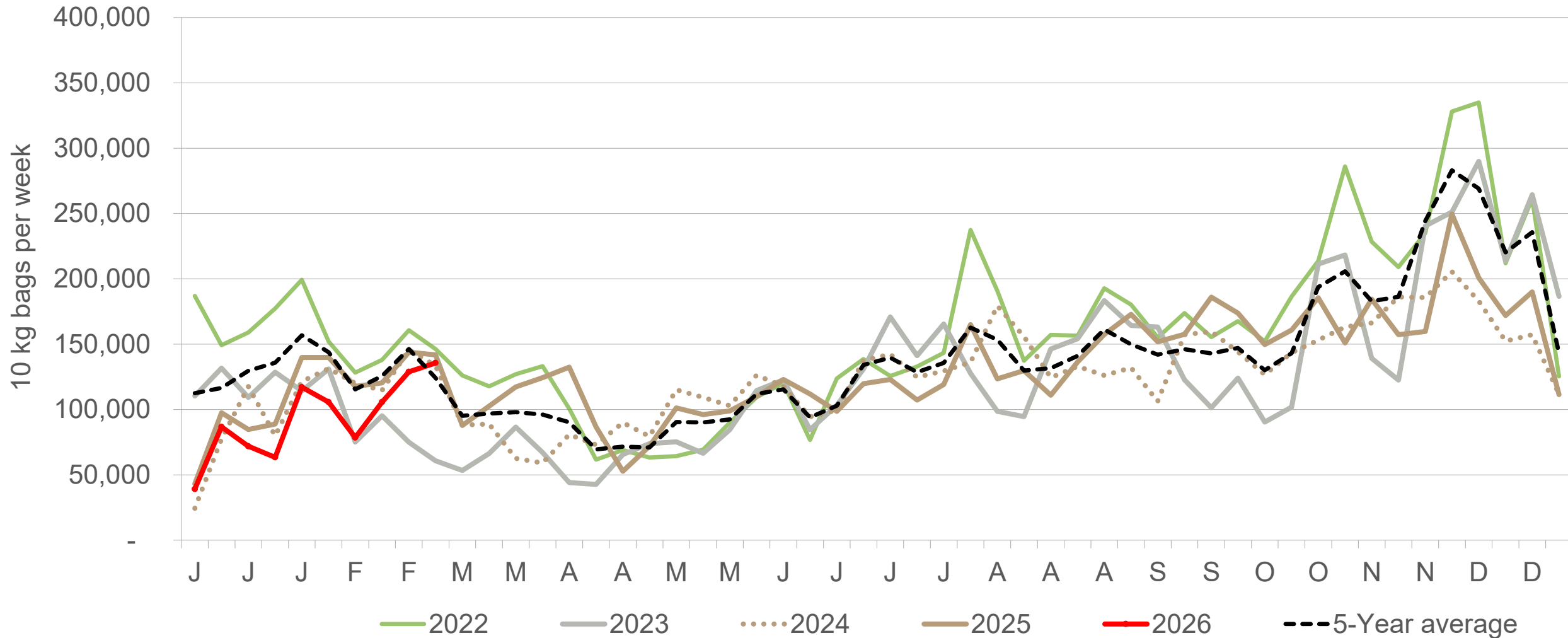
KwaZulu-Natal: Amount of 10 kg bags per week sold on FPMs (all classes)



Sold 25% bags **more** than the first 10 weeks of 2025 and 319 bags **less** than the 5-year average (2021 to 2025) of the first 10 weeks of each year.

Data disclaimer: Potatoes SA does not take responsibility for the accuracy or interpretation of company data re-purposed by 3rd parties

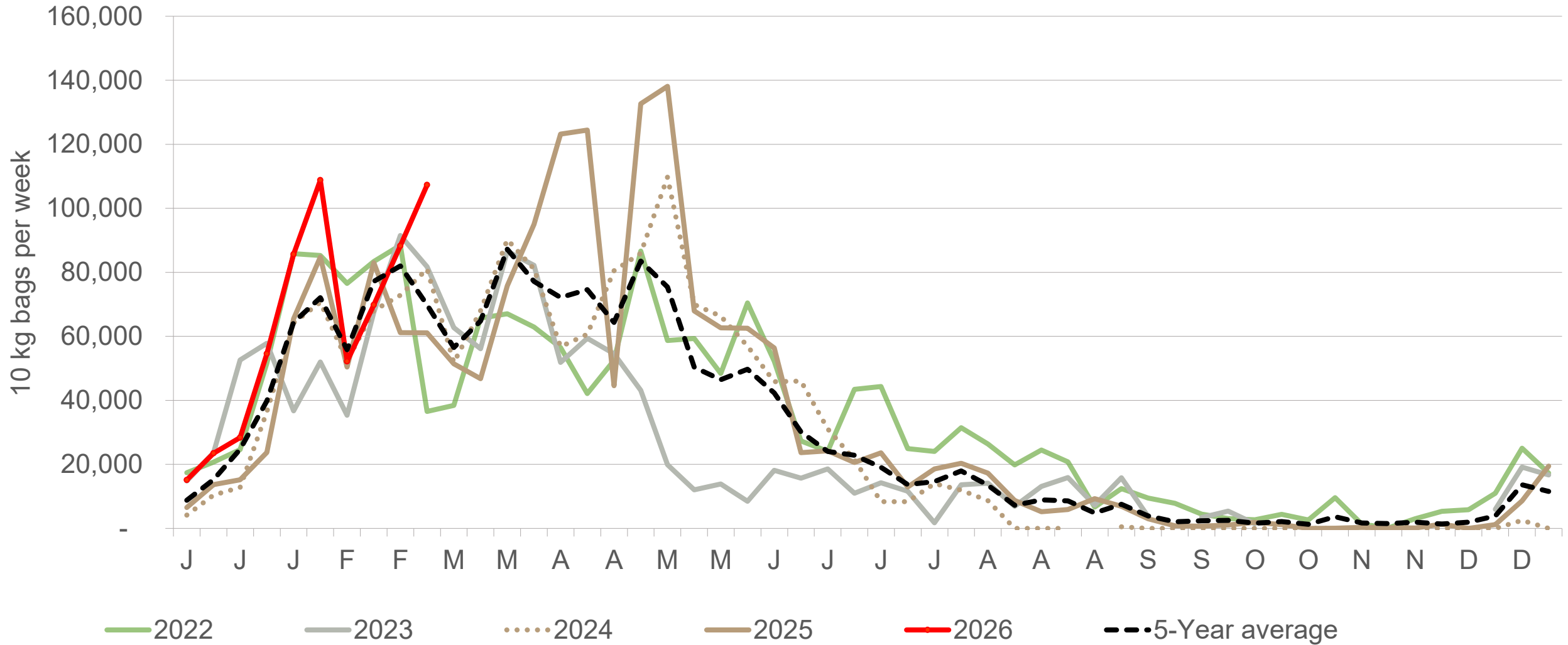
Sandveld: Amount of 10 kg bags per week sold on FPMs (all classes)



Sold 17% bags **less** than the first 10 weeks of 2025 and 373,965 bags **less** than the 5-year average (2021 to 2025) of the first 10 weeks of each year.

Data disclaimer: Potatoes SA does not take responsibility for the accuracy or interpretation of company data re-purposed by 3rd parties

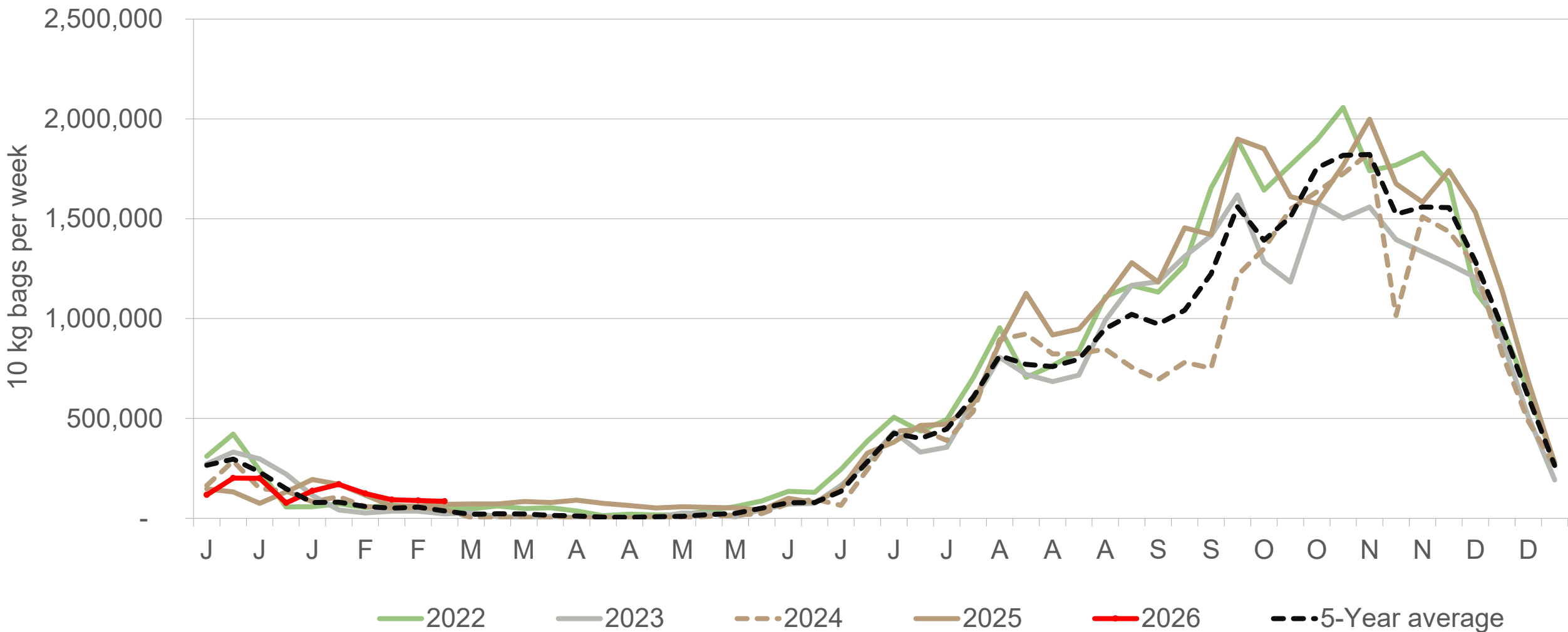
North Eastern Cape: Amount of 10 kg bags per week sold on FPMs (all classes)



Sold 36% bags **more** than the first 10 weeks of 2025 and 123,762 bags **more** than the 5-year average (2021 to 2025) of the first 10 weeks of each year.

Data disclaimer: Potatoes SA does not take responsibility for the accuracy or interpretation of company data re-purposed by 3rd parties

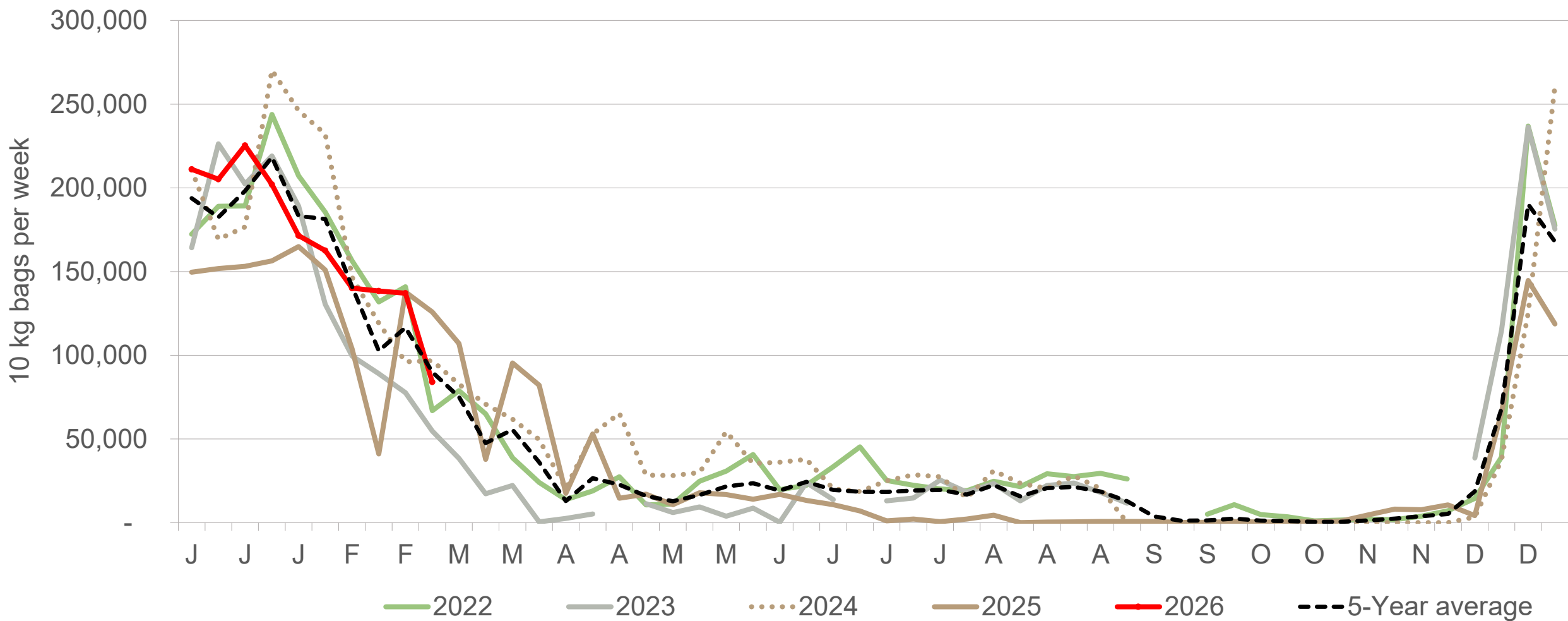
Limpopo: Amount of 10 kg bags per week sold on FPMs (all classes)



Sold 12% bags **more** than the first 10 weeks of 2025 and 57,260 bags **less** than the 5-year average (2021 to 2025) of the first 10 weeks of each year

Data disclaimer: Potatoes SA does not take responsibility for the accuracy or interpretation of company data re-purposed by 3rd parties

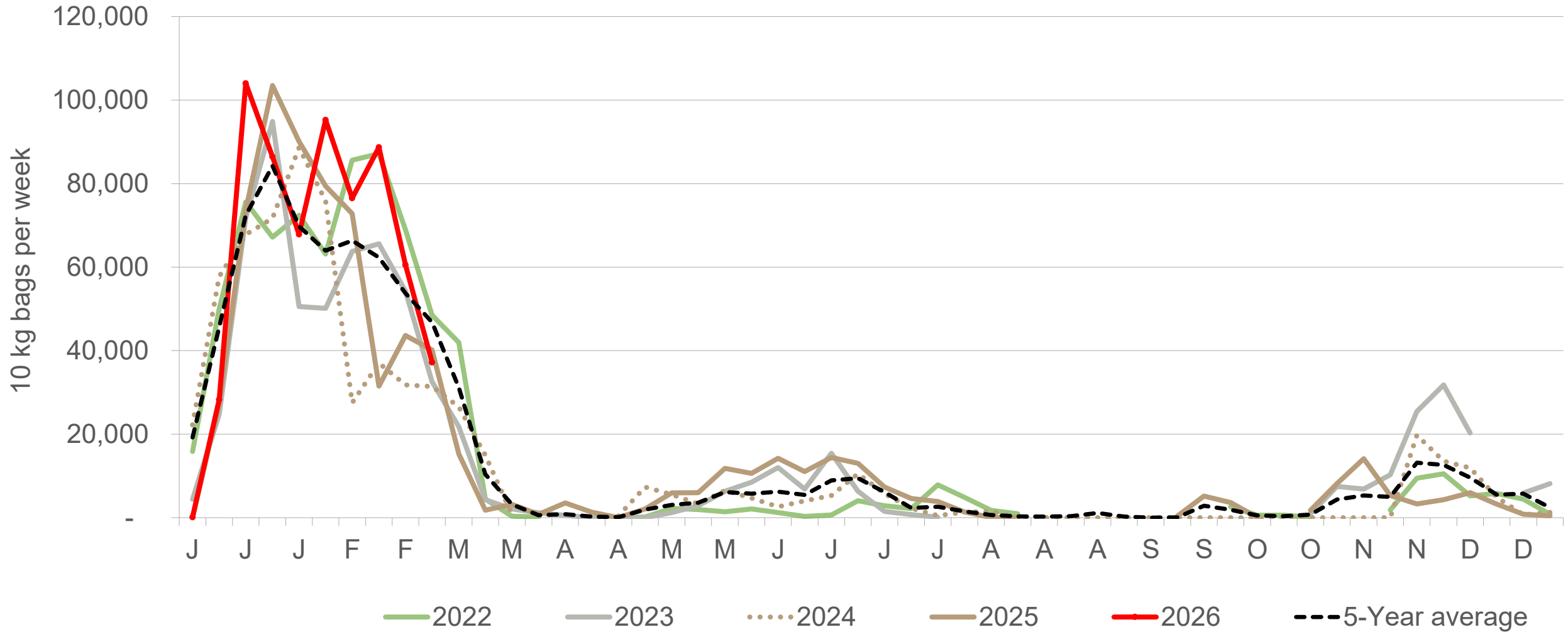
Gauteng: Amount of 10 kg bags per week sold on FPMs (all classes)



Sold 26% bags **more** than the first 10 weeks of 2025 and 69,699 bags **more** than the 5-year average (2021 to 2025) of the first 10 weeks of each year.

Data disclaimer: Potatoes SA does not take responsibility for the accuracy or interpretation of company data re-purposed by 3rd parties

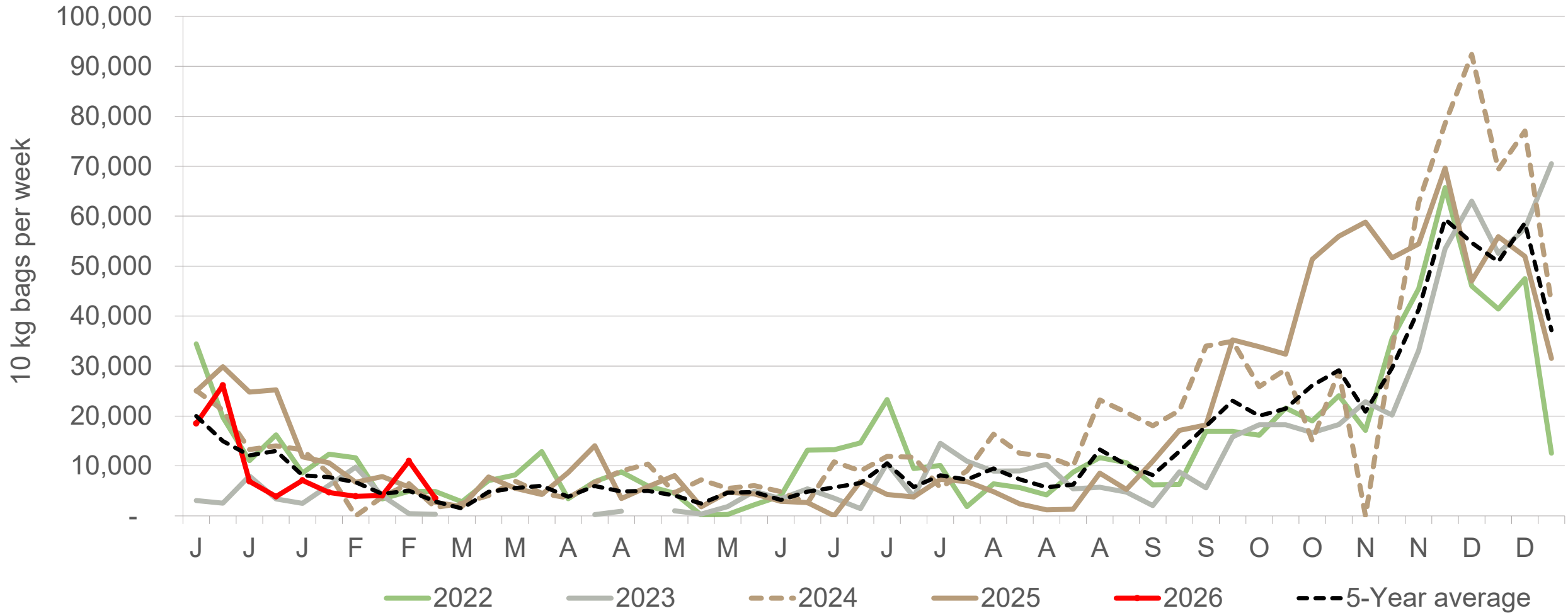
Mpumalanga: Amount of 10 kg bags per week sold on FPMs (all classes)



Sold 15% bags **more** than the first 10 weeks of 2025 and 60,527 bags **more** than the 5-year average (2021 to 2025) of the 10 weeks of each year.

Data disclaimer: Potatoes SA does not take responsibility for the accuracy or interpretation of company data re-purposed by 3rd parties

Eastern Cape: Amount of 10 kg bags per week sold on FPMs (all classes)



Sold 40% bags **less** than the first 10 weeks of 2025 and 5,315 bags **less** than the 5-year average (2021 to 2025) of the 10 weeks of each year.

Data disclaimer: Potatoes SA does not take responsibility for the accuracy or interpretation of company data re-purposed by 3rd parties

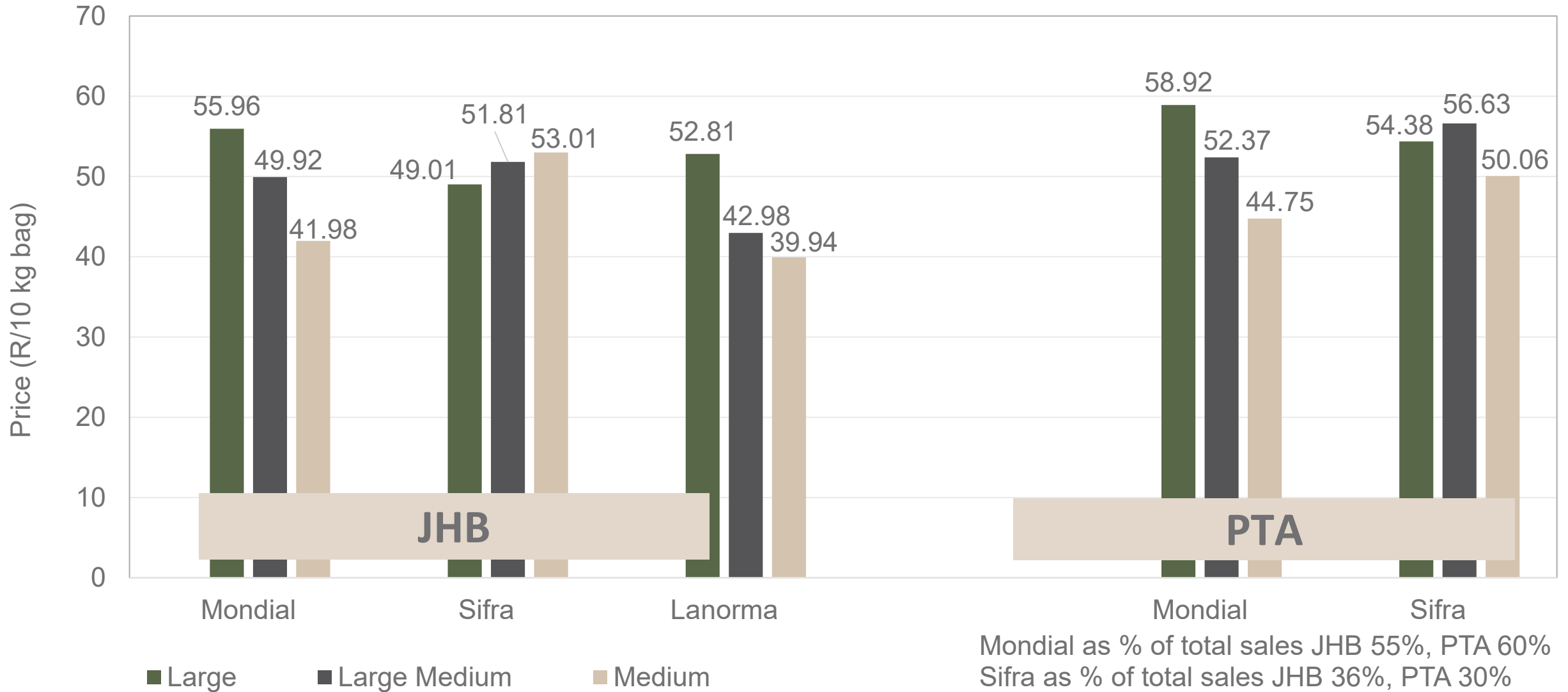
Average weekly prices and volumes for 10 kg bags of potatoes sold on selected markets from selected production regions



Klas & Grootte	South Western Freestate				North West				KwaZulu-Natal				Gauteng				Eastern Free State				Sandveld		All Regions	
	JOH		PRE		JOH		PRE		JOH		PRE		JOH		PRE		JOH		PRE		CAP		All Markets	
	Volume	Prices	Volume	Prices	Volume	Prices	Volume	Prices	Volume	Prices	Volume	Prices	Volume	Prices	Volume	Prices	Volume	Prices	Volume	Prices	Volume	Prices	Volume	Prices
	10kg	R/10kg	10kg	R/10kg	10kg	R/10kg	10kg	R/10kg	10kg	R/10kg	10kg	R/10kg	10kg	R/10kg	10kg	R/10kg	10kg	R/10kg	10kg	R/10kg	10kg	R/10kg	10kg	R/10kg
1L	22 920	45.26	6 635	54.05	31 579	49.95	19 106	56.44	28 423	49.39	5 666	55.37	14 346	53.43	2 777	53.26	123 942	56.40	44 623	59.28	6 811	70.14	489 625	55.01
1L/M	37 709	50.66	13 810	55.12	44 301	56.70	30 212	58.30	8 136	46.00	3 560	48.66	23 383	40.67	2 912	47.62	87 508	50.58	36 144	52.20	24 418	58.59	568 088	52.35
1M	19 445	49.81	11 209	53.93	39 594	55.01	20 980	51.01	964	32.20	260	44.23	12 562	40.34	2 859	46.42	59 011	44.81	20 370	43.29	39 755	55.63	458 317	49.58
1S	3 491	28.21	1 741	31.75	15 499	30.49	4 013	31.16	309	23.56	110	25.00	3 512	23.88	617	25.66	20 754	26.40	6 584	29.39	15 300	34.36	135 012	32.24
1S/M	6 596	35.98	4 068	36.97	24 448	41.60	12 435	40.34	-	-	-	-	2 832	28.03	500	20.44	11 242	35.61	4 998	38.53	2 364	45.93	129 026	39.54
1XL	-	-	-	-	-	-	-	-	3 190	48.65	-	-	-	-	-	-	4 070	57.22	-	-	-	-	7 260	53.45
1XS	4 899	27.76	-	-	9 220	33.90	-	-	290	18.08	-	-	479	16.50	-	-	2 564	18.16	-	-	-	-	19 943	27.51
1XXS	68	16.00	-	-	141	54.96	-	-	-	-	-	-	-	-	-	-	-	-	-	-	-	-	589	45.31
2L	3 701	38.82	4 659	47.80	3 974	47.67	3 039	50.74	6 377	43.15	7 271	50.63	390	48.03	4 547	55.35	33 556	43.94	17 989	52.68	2 168	56.38	167 195	47.49
2L/M	742	41.85	2 525	47.26	2 435	40.98	1 040	51.90	1 880	38.90	1 757	43.44	1 465	28.50	1 440	45.16	20 051	40.61	15 446	46.03	7 461	53.43	125 319	44.77
2M	453	34.96	2 234	40.95	3 497	34.81	1 545	42.73	1 584	31.37	880	35.63	1 278	20.90	619	38.56	11 261	35.55	7 410	40.35	16 575	41.00	112 763	38.17
2S	113	34.22	110	29.55	-	-	738	29.05	132	15.30	110	20.00	222	16.14	370	26.89	2 742	22.48	1 986	28.07	3 747	24.82	24 822	25.95
2S/M	20	20.00	820	30.39	110	20.00	291	36.55	-	-	-	-	-	-	450	20.62	1 644	25.50	2 605	30.24	471	28.21	26 039	29.33
2XL	-	-	-	-	-	-	-	-	220	35.00	-	-	-	-	-	-	-	-	-	-	-	-	220	35.00
2XS	14	17.50	-	-	-	-	-	-	-	-	-	-	-	-	-	-	-	-	-	-	-	-	1 415	8.84
2XXS	-	-	-	-	-	-	-	-	-	-	-	-	-	-	-	-	-	-	-	-	-	-	384	5.26
3L	6 070	33.37	3 860	33.48	-	-	1 319	31.58	2 458	32.16	2 005	39.57	91	35.00	-	-	14 311	34.38	18 704	41.87	1 253	30.24	88 387	37.43
3L/M	1 351	24.52	-	-	6 798	35.67	957	34.58	540	30.83	320	33.06	161	26.65	-	-	15 964	29.64	13 825	34.20	54	30.56	77 261	33.32
3M	3 646	27.87	5 290	25.24	6 130	29.86	4 275	29.67	280	31.21	-	-	304	19.38	-	-	12 443	24.35	8 852	34.08	2 093	24.07	97 406	30.28
3S/M	-	-	-	-	660	16.33	318	21.73	-	-	-	-	-	-	-	-	879	18.62	4 397	27.58	-	-	15 558	25.39
3XS	-	-	-	-	-	-	-	-	-	-	-	-	-	-	-	-	-	-	-	-	-	-	-	-
3XXS	-	-	-	-	-	-	-	-	-	-	-	-	-	-	-	-	-	-	-	-	-	-	-	-
4L	-	-	-	-	-	-	-	-	-	-	-	-	-	-	-	-	-	4 444	35.29	10	40.00	5 246	34.60	
4L/M	-	-	-	-	-	-	-	-	-	-	-	-	-	-	-	-	-	360	38.00	81	23.40	4 604	28.81	
4M	-	-	-	-	-	-	-	-	-	-	770	20.00	-	-	-	-	-	1 776	26.21	315	14.29	9 031	25.23	
4S	-	-	-	-	-	-	-	-	-	-	-	-	-	-	-	-	-	-	-	-	381	10.00	927	12.89
4S/M	-	-	-	-	-	-	110	35.00	-	-	-	-	-	-	-	-	-	-	-	-	-	-	336	28.91
Total	111 238	44.25	58 391	46.08	188 386	47.38	102 797	49.86	55 944	47.07	22 709	47.76	61 246	41.08	17 091	47.11	421 942	45.90	210 733	46.47	130 714	48.51	2 594 610	46.15

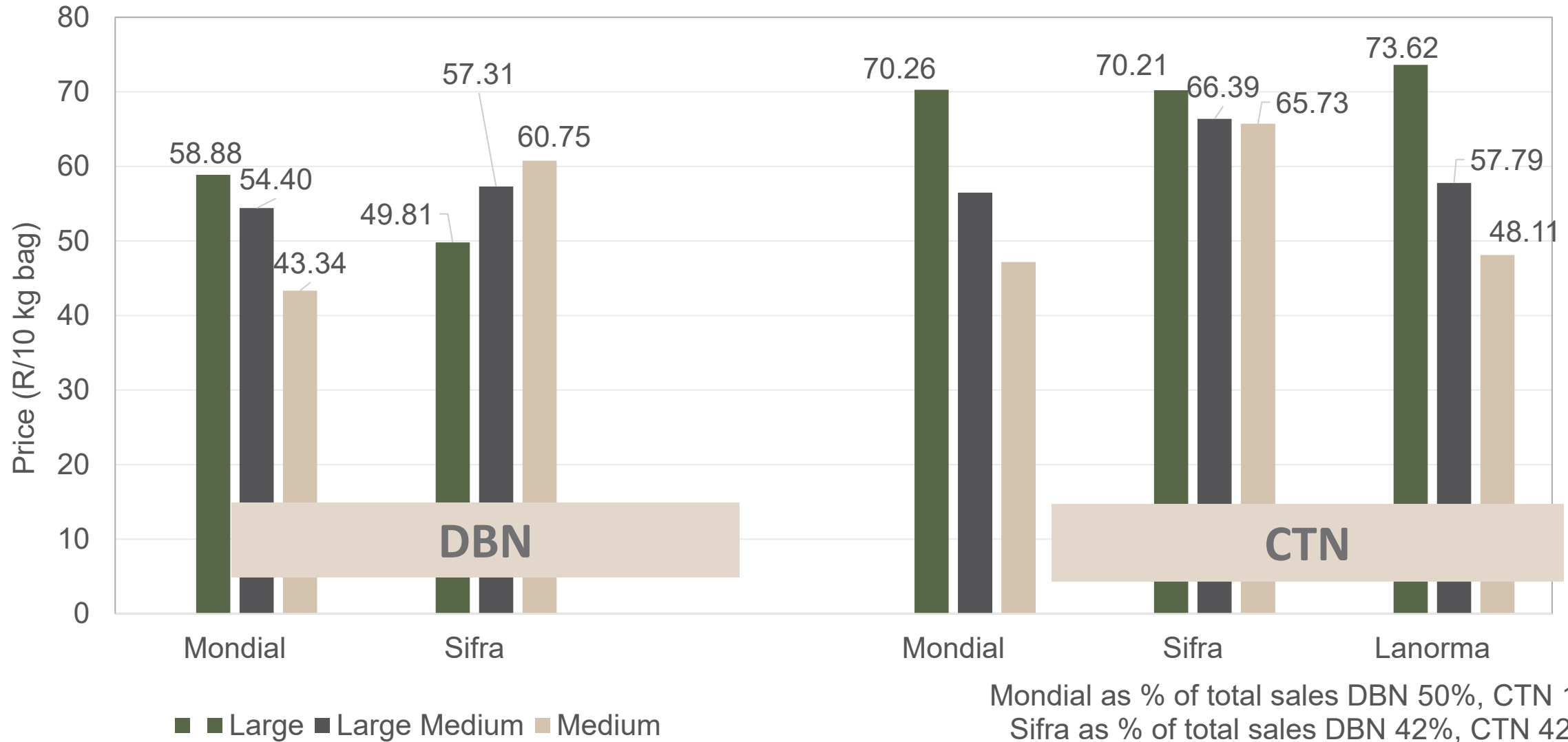
Data disclaimer: Potatoes SA does not take responsibility for the accuracy or interpretation of company data re-purposed by 3rd parties

PTA & JHB markets: Average Prices - Different Sizes (only 10 kg bags)



Mondial as % of total sales JHB 55%, PTA 60%
 Sifra as % of total sales JHB 36%, PTA 30%
 Lanorma as % of total sales JHB 3%, PTA 0.81%

DBN & CTN markets: Average Prices - Different Sizes (only 10 kg bags)



Mondial as % of total sales DBN 50%, CTN 11%
 Sifra as % of total sales DBN 42%, CTN 42%
 Lanorma as % of total sales DBN 1%, CTN 36%

Thank you for your time

Feel free to contact us

Lebo@potatoes.co.za

Jodie@potatoes.co.za



+27 (0)12 349 1906



6 De Havilland Crescent

Persequor Techno Park

Persequor Park

Pretoria



www.potatoes.co.za



Potatoes
Aartappels SA